

OXFORD



Probability and Random Processes

GEOFFREY GRIMMETT and DAVID STIRZAKER

Third Edition



Probability and Random Processes

GEOFFREY R. GRIMMETT

Statistical Laboratory, University of Cambridge

and

DAVID R. STIRZAKER

Mathematical Institute, University of Oxford

OXFORD
UNIVERSITY PRESS

OXFORD

UNIVERSITY PRESS

Great Clarendon Street, Oxford OX2 6DP

Oxford University Press is a department of the University of Oxford.
It furthers the University's objective of excellence in research, scholarship,
and education by publishing worldwide in

Oxford New York

Athens Auckland Bangkok Bogotá Buenos Aires Cape Town
Chennai Dar es Salaam Delhi Florence Hong Kong Istanbul Karachi
Kolkata Kuala Lumpur Madrid Melbourne Mexico City Mumbai Nairobi
Paris São Paulo Shanghai Singapore Taipei Tokyo Toronto Warsaw

with associated companies in Berlin Ibadan

Oxford is a registered trade mark of Oxford University Press
in the UK and in certain other countries

Published in the United States
by Oxford University Press Inc., New York

© Geoffrey R. Grimmett and David R. Stirzaker 1982, 1992, 2001

The moral rights of the author have been asserted

Database right Oxford University Press (maker)

First edition 1982

Second edition 1992

Third edition 2001

All rights reserved. No part of this publication may be reproduced,
stored in a retrieval system, or transmitted, in any form or by any means,
without the prior permission in writing of Oxford University Press,
or as expressly permitted by law, or under terms agreed with the appropriate
reprographics rights organization. Enquiries concerning reproduction
outside the scope of the above should be sent to the Rights Department,
Oxford University Press, at the address above

You must not circulate this book in any other binding or cover
and you must impose this same condition on any acquirer

A catalogue record for this title is available from the British Library

Library of Congress Cataloging in Publication Data
Data available

ISBN 0 19 857223 9 [hardback]

ISBN 0 19 857222 0 [paperback]

10 9 8 7 6 5 4 3 2 1

Typeset by the authors

Printed in Great Britain

on acid-free paper by Biddles Ltd, Guildford & King's Lynn

Lastly, numbers are applicable even to such things as seem to be governed by no rule, I mean such as depend on chance: the quantity of probability and proportion of it in any two proposed cases being subject to calculation as much as anything else. Upon this depend the principles of game. We find sharpers know enough of this to cheat some men that would take it very ill to be thought bubbles; and one gamester exceeds another, as he has a greater sagacity and readiness in calculating his probability to win or lose in any particular case. To understand the theory of chance thoroughly, requires a great knowledge of numbers, and a pretty competent one of Algebra.

John Arbuthnot
An essay on the usefulness of mathematical learning
25 November 1700

To this may be added, that some of the problems about chance having a great appearance of simplicity, the mind is easily drawn into a belief, that their solution may be attained by the mere strength of natural good sense; which generally proving otherwise, and the mistakes occasioned thereby being not infrequent, it is presumed that a book of this kind, which teaches to distinguish truth from what seems so nearly to resemble it, will be looked on as a help to good reasoning.

Abraham de Moivre
The Doctrine of Chances
1717

Preface to the Third Edition

This book provides an extensive introduction to probability and random processes. It is intended for those working in the many and varied applications of the subject as well as for those studying more theoretical aspects. We hope it will be found suitable for mathematics undergraduates at all levels, as well as for graduate students and others with interests in these fields.

In particular, we aim:

- to give a rigorous introduction to probability theory while limiting the amount of measure theory in the early chapters;
- to discuss the most important random processes in some depth, with many examples;
- to include various topics which are suitable for undergraduate courses, but are not routinely taught;
- to impart to the beginner the flavour of more advanced work, thereby whetting the appetite for more.

The ordering and numbering of material in this third edition has for the most part been preserved from the second. However, a good many minor alterations and additions have been made in the pursuit of clearer exposition. Furthermore, we have included new sections on sampling and Markov chain Monte Carlo, coupling and its applications, geometrical probability, spatial Poisson processes, stochastic calculus and the Itô integral, Itô's formula and applications, including the Black–Scholes formula, networks of queues, and renewal–reward theorems and applications. In a mild manifestation of millennial mania, the number of exercises and problems has been increased to exceed 1000. These are not merely drill exercises, but complement and illustrate the text, or are entertaining, or (usually, we hope) both. In a companion volume *One Thousand Exercises in Probability* (Oxford University Press, 2001), we give worked solutions to almost all exercises and problems.

The basic layout of the book remains unchanged. Chapters 1–5 begin with the foundations of probability theory, move through the elementary properties of random variables, and finish with the weak law of large numbers and the central limit theorem; on route, the reader meets random walks, branching processes, and characteristic functions. This material is suitable for about two lecture courses at a moderately elementary level. The rest of the book is largely concerned with random processes. Chapter 6 deals with Markov chains, treating discrete-time chains in some detail (and including an easy proof of the ergodic theorem for chains with countably infinite state spaces) and treating continuous-time chains largely by example. Chapter 7 contains a general discussion of convergence, together with simple but rigorous

accounts of the strong law of large numbers, and martingale convergence. Each of these two chapters could be used as a basis for a lecture course. Chapters 8–13 are more fragmented and provide suitable material for about five shorter lecture courses on: stationary processes and ergodic theory; renewal processes; queues; martingales; diffusions and stochastic integration with applications to finance.

We thank those who have read and commented upon sections of this and earlier editions, and we make special mention of Dominic Welsh, Brian Davies, Tim Brown, Sean Collins, Stephen Suen, Geoff Eagleson, Harry Reuter, David Green, and Bernard Silverman for their contributions to the first edition.

Of great value in the preparation of the second and third editions were the detailed criticisms of Michel Dekking, Frank den Hollander, Torgny Lindvall, and the suggestions of Alan Bain, Erwin Bolthausen, Peter Clifford, Frank Kelly, Doug Kennedy, Colin McDiarmid, and Volker Priebe. Richard Buxton has helped us with classical matters, and Andy Burbanks with the design of the front cover, which depicts a favourite confluence of the authors.

This edition having been reset in its entirety, we would welcome help in thinning the errors should any remain after the excellent T_EX-ing of Sarah Shea-Simonds and Julia Blackwell.

Cambridge and Oxford
April 2001

G. R. G.
D. R. S.

Contents

1 Events and their probabilities

- 1.1 Introduction 1
- 1.2 Events as sets 1
- 1.3 Probability 4
- 1.4 Conditional probability 8
- 1.5 Independence 13
- 1.6 Completeness and product spaces 14
- 1.7 Worked examples 16
- 1.8 Problems 21

2 Random variables and their distributions

- 2.1 Random variables 26
- 2.2 The law of averages 30
- 2.3 Discrete and continuous variables 33
- 2.4 Worked examples 35
- 2.5 Random vectors 38
- 2.6 Monte Carlo simulation 41
- 2.7 Problems 43

3 Discrete random variables

- 3.1 Probability mass functions 46
- 3.2 Independence 48
- 3.3 Expectation 50
- 3.4 Indicators and matching 56
- 3.5 Examples of discrete variables 60
- 3.6 Dependence 62
- 3.7 Conditional distributions and conditional expectation 67
- 3.8 Sums of random variables 70
- 3.9 Simple random walk 71
- 3.10 Random walk: counting sample paths 75
- 3.11 Problems 83

4 Continuous random variables

- 4.1 Probability density functions 89
- 4.2 Independence 91
- 4.3 Expectation 93
- 4.4 Examples of continuous variables 95
- 4.5 Dependence 98
- 4.6 Conditional distributions and conditional expectation 104
- 4.7 Functions of random variables 107
- 4.8 Sums of random variables 113
- 4.9 Multivariate normal distribution 115
- 4.10 Distributions arising from the normal distribution 119
- 4.11 Sampling from a distribution 122
- 4.12 Coupling and Poisson approximation 127
- 4.13 Geometrical probability 133
- 4.14 Problems 140

5 Generating functions and their applications

- 5.1 Generating functions 148
- 5.2 Some applications 156
- 5.3 Random walk 162
- 5.4 Branching processes 171
- 5.5 Age-dependent branching processes 175
- 5.6 Expectation revisited 178
- 5.7 Characteristic functions 181
- 5.8 Examples of characteristic functions 186
- 5.9 Inversion and continuity theorems 189
- 5.10 Two limit theorems 193
- 5.11 Large deviations 201
- 5.12 Problems 206

6 Markov chains

- 6.1 Markov processes 213
- 6.2 Classification of states 220
- 6.3 Classification of chains 223
- 6.4 Stationary distributions and the limit theorem 227
- 6.5 Reversibility 237
- 6.6 Chains with finitely many states 240
- 6.7 Branching processes revisited 243
- 6.8 Birth processes and the Poisson process 246
- 6.9 Continuous-time Markov chains 256
- 6.10 Uniform semigroups 266
- 6.11 Birth–death processes and imbedding 268
- 6.12 Special processes 274
- 6.13 Spatial Poisson processes 281
- 6.14 Markov chain Monte Carlo 291
- 6.15 Problems 296

7 Convergence of random variables

- 7.1 Introduction 305
- 7.2 Modes of convergence 308
- 7.3 Some ancillary results 318
- 7.4 Laws of large numbers 325
- 7.5 The strong law 329
- 7.6 The law of the iterated logarithm 332
- 7.7 Martingales 333
- 7.8 Martingale convergence theorem 338
- 7.9 Prediction and conditional expectation 343
- 7.10 Uniform integrability 350
- 7.11 Problems 354

8 Random processes

- 8.1 Introduction 360
- 8.2 Stationary processes 361
- 8.3 Renewal processes 365
- 8.4 Queues 367
- 8.5 The Wiener process 370
- 8.6 Existence of processes 371
- 8.7 Problems 373

9 Stationary processes

- 9.1 Introduction 375
- 9.2 Linear prediction 377
- 9.3 Autocovariances and spectra 380
- 9.4 Stochastic integration and the spectral representation 387
- 9.5 The ergodic theorem 393
- 9.6 Gaussian processes 405
- 9.7 Problems 409

10 Renewals

- 10.1 The renewal equation 412
- 10.2 Limit theorems 417
- 10.3 Excess life 421
- 10.4 Applications 423
- 10.5 Renewal–reward processes 431
- 10.6 Problems 437

11 Queues

- 11.1 Single-server queues 440
- 11.2 M/M/1 442
- 11.3 M/G/1 445
- 11.4 G/M/1 451
- 11.5 G/G/1 455

- 11.6 Heavy traffic 462
- 11.7 Networks of queues 462
- 11.8 Problems 468

12 Martingales

- 12.1 Introduction 471
- 12.2 Martingale differences and Hoeffding's inequality 476
- 12.3 Crossings and convergence 481
- 12.4 Stopping times 487
- 12.5 Optional stopping 491
- 12.6 The maximal inequality 496
- 12.7 Backward martingales and continuous-time martingales 499
- 12.8 Some examples 503
- 12.9 Problems 508

13 Diffusion processes

- 13.1 Introduction 513
- 13.2 Brownian motion 514
- 13.3 Diffusion processes 516
- 13.4 First passage times 525
- 13.5 Barriers 530
- 13.6 Excursions and the Brownian bridge 534
- 13.7 Stochastic calculus 537
- 13.8 The Itô integral 539
- 13.9 Itô's formula 544
- 13.10 Option pricing 547
- 13.11 Passage probabilities and potentials 554
- 13.12 Problems 561

Appendix I. Foundations and notation 564

Appendix II. Further reading 569

Appendix III. History and varieties of probability 571

Appendix IV. John Arbuthnot's Preface to *Of the laws of chance* (1692) 573

Appendix V. Table of distributions 576

Appendix VI. Chronology 578

Bibliography 580

Notation 583

Index 585

1

Events and their probabilities

Summary. Any experiment involving randomness can be modelled as a probability space. Such a space comprises a set Ω of possible outcomes of the experiment, a set \mathcal{F} of events, and a probability measure \mathbb{P} . The definition and basic properties of a probability space are explored, and the concepts of conditional probability and independence are introduced. Many examples involving modelling and calculation are included.

1.1 Introduction

Much of our life is based on the belief that the future is largely unpredictable. For example, games of chance such as dice or roulette would have few adherents if their outcomes were known in advance. We express this belief in chance behaviour by the use of words such as ‘random’ or ‘probability’, and we seek, by way of gaming and other experience, to assign quantitative as well as qualitative meanings to such usages. Our main acquaintance with statements about probability relies on a wealth of concepts, some more reasonable than others. A mathematical theory of probability will incorporate those concepts of chance which are expressed and implicit in common rational understanding. Such a theory will formalize these concepts as a collection of axioms, which should lead directly to conclusions in agreement with practical experimentation. This chapter contains the essential ingredients of this construction.

1.2 Events as sets

Many everyday statements take the form ‘the chance (or probability) of A is p ’, where A is some event (such as ‘the sun shining tomorrow’, ‘Cambridge winning the Boat Race’, ...) and p is a number or adjective describing quantity (such as ‘one-eighth’, ‘low’, ...). The occurrence or non-occurrence of A depends upon the chain of circumstances involved. This chain is called an *experiment* or *trial*; the result of an experiment is called its *outcome*. In general, we cannot predict with certainty the outcome of an experiment in advance of its completion; we can only list the collection of possible outcomes.

(1) Definition. The set of all possible outcomes of an experiment is called the **sample space** and is denoted by Ω .

(2) Example. A coin is tossed. There are two possible outcomes, heads (denoted by H) and tails (denoted by T), so that $\Omega = \{H, T\}$. We may be interested in the possible occurrences of the following events:

- (a) the outcome is a head;
- (b) the outcome is either a head or a tail;
- (c) the outcome is both a head and a tail (this seems very unlikely to occur);
- (d) the outcome is not a head. ●

(3) Example. A die is thrown once. There are six possible outcomes depending on which of the numbers 1, 2, 3, 4, 5, or 6 is uppermost. Thus $\Omega = \{1, 2, 3, 4, 5, 6\}$. We may be interested in the following events:

- (a) the outcome is the number 1;
- (b) the outcome is an even number;
- (c) the outcome is even but does not exceed 3;
- (d) the outcome is not even. ●

We see immediately that each of the events of these examples can be specified as a subset A of the appropriate sample space Ω . In the first example they can be rewritten as

- (a) $A = \{H\}$,
- (b) $A = \{H\} \cup \{T\}$,
- (c) $A = \{H\} \cap \{T\}$,
- (d) $A = \{H\}^c$,

whilst those of the second example become

- (a) $A = \{1\}$,
- (b) $A = \{2, 4, 6\}$,
- (c) $A = \{2, 4, 6\} \cap \{1, 2, 3\}$,
- (d) $A = \{2, 4, 6\}^c$.

The *complement* of a subset A of Ω is denoted here and subsequently by A^c ; from now on, subsets of Ω containing a single member, such as $\{H\}$, will usually be written without the containing braces.

Henceforth we think of *events* as subsets of the sample space Ω . Whenever A and B are events in which we are interested, then we can reasonably concern ourselves also with the events $A \cup B$, $A \cap B$, and A^c , representing ‘ A or B ’, ‘ A and B ’, and ‘not A ’ respectively. Events A and B are called *disjoint* if their intersection is the empty set \emptyset ; \emptyset is called the *impossible event*. The set Ω is called the *certain event*, since some member of Ω will certainly occur.

Thus events are subsets of Ω , but need all the subsets of Ω be events? The answer is *no*, but some of the reasons for this are too difficult to be discussed here. It suffices for us to think of the collection of events as a subcollection \mathcal{F} of the set of all subsets of Ω . This subcollection should have certain properties in accordance with the earlier discussion:

- (a) if $A, B \in \mathcal{F}$ then $A \cup B \in \mathcal{F}$ and $A \cap B \in \mathcal{F}$;
- (b) if $A \in \mathcal{F}$ then $A^c \in \mathcal{F}$;
- (c) the empty set \emptyset belongs to \mathcal{F} .

Any collection \mathcal{F} of subsets of Ω which satisfies these three conditions is called a *field*. It follows from the properties of a field \mathcal{F} that

$$\text{if } A_1, A_2, \dots, A_n \in \mathcal{F} \text{ then } \bigcup_{i=1}^n A_i \in \mathcal{F};$$

Typical notation	Set jargon	Probability jargon
Ω	Collection of objects	Sample space
ω	Member of Ω	Elementary event, outcome
A	Subset of Ω	Event that some outcome in A occurs
A^c	Complement of A	Event that no outcome in A occurs
$A \cap B$	Intersection	Both A and B
$A \cup B$	Union	Either A or B or both
$A \setminus B$	Difference	A , but not B
$A \Delta B$	Symmetric difference	Either A or B , but not both
$A \subseteq B$	Inclusion	If A , then B
\emptyset	Empty set	Impossible event
Ω	Whole space	Certain event

Table 1.1. The jargon of set theory and probability theory.

that is to say, \mathcal{F} is closed under finite unions and hence under finite intersections also (see Problem (1.8.3)). This is fine when Ω is a finite set, but we require slightly more to deal with the common situation when Ω is infinite, as the following example indicates.

(4) Example. A coin is tossed repeatedly until the first head turns up; we are concerned with the number of tosses before this happens. The set of all possible outcomes is the set $\Omega = \{\omega_1, \omega_2, \omega_3, \dots\}$, where ω_i denotes the outcome when the first $i - 1$ tosses are tails and the i th toss is a head. We may seek to assign a probability to the event A , that the first head occurs after an even number of tosses, that is, $A = \{\omega_2, \omega_4, \omega_6, \dots\}$. This is an infinite countable union of members of Ω and we require that such a set belong to \mathcal{F} in order that we can discuss its probability. ●

Thus we also require that the collection of events be closed under the operation of taking countable unions. Any collection of subsets of Ω with these properties is called a σ -field.

(5) Definition. A collection \mathcal{F} of subsets of Ω is called a σ -field if it satisfies the following conditions:

- (a) $\emptyset \in \mathcal{F}$;
- (b) if $A_1, A_2, \dots \in \mathcal{F}$ then $\bigcup_{i=1}^{\infty} A_i \in \mathcal{F}$;
- (c) if $A \in \mathcal{F}$ then $A^c \in \mathcal{F}$.

It follows from Problem (1.8.3) that σ -fields are closed under the operation of taking countable intersections. Here are some examples of σ -fields.

(6) Example. The smallest σ -field associated with Ω is the collection $\mathcal{F} = \{\emptyset, \Omega\}$. ●

(7) Example. If A is any subset of Ω then $\mathcal{F} = \{\emptyset, A, A^c, \Omega\}$ is a σ -field. ●

(8) Example. The *power set* of Ω , which is written $\{0, 1\}^{\Omega}$ and contains all subsets of Ω , is obviously a σ -field. For reasons beyond the scope of this book, when Ω is infinite, its power set is too large a collection for probabilities to be assigned reasonably to all its members. ●

To recapitulate, with any experiment we may associate a pair (Ω, \mathcal{F}) , where Ω is the set of all possible outcomes or *elementary events* and \mathcal{F} is a σ -field of subsets of Ω which contains all the events in whose occurrences we may be interested; henceforth, to call a set A an *event* is equivalent to asserting that A belongs to the σ -field in question. We usually translate statements about combinations of events into set-theoretic jargon; for example, the event that both A and B occur is written as $A \cap B$. Table 1.1 is a translation chart.

Exercises for Section 1.2

1. Let $\{A_i : i \in I\}$ be a collection of sets. Prove ‘De Morgan’s Laws’[†]:

$$\left(\bigcup_i A_i\right)^c = \bigcap_i A_i^c, \quad \left(\bigcap_i A_i\right)^c = \bigcup_i A_i^c.$$

2. Let A and B belong to some σ -field \mathcal{F} . Show that \mathcal{F} contains the sets $A \cap B$, $A \setminus B$, and $A \Delta B$.
3. A conventional knock-out tournament (such as that at Wimbledon) begins with 2^n competitors and has n rounds. There are no play-offs for the positions $2, 3, \dots, 2^n - 1$, and the initial table of draws is specified. Give a concise description of the sample space of all possible outcomes.
4. Let \mathcal{F} be a σ -field of subsets of Ω and suppose that $B \in \mathcal{F}$. Show that $\mathcal{G} = \{A \cap B : A \in \mathcal{F}\}$ is a σ -field of subsets of B .
5. Which of the following are identically true? For those that are not, say when they are true.
- $A \cup (B \cap C) = (A \cup B) \cap (A \cup C)$;
 - $A \cap (B \cap C) = (A \cap B) \cap C$;
 - $(A \cup B) \cap C = A \cup (B \cap C)$;
 - $A \setminus (B \cap C) = (A \setminus B) \cup (A \setminus C)$.

1.3 Probability

We wish to be able to discuss the likelihoods of the occurrences of events. Suppose that we repeat an experiment a large number N of times, keeping the initial conditions as equal as possible, and suppose that A is some event which may or may not occur on each repetition. Our experience of most scientific experimentation is that the proportion of times that A occurs settles down to some value as N becomes larger and larger; that is to say, writing $N(A)$ for the number of occurrences of A in the N trials, the ratio $N(A)/N$ appears to converge to a constant limit as N increases. We can think of the ultimate value of this ratio as being the probability $\mathbb{P}(A)$ that A occurs on any particular trial[‡]; it may happen that the empirical ratio does not behave in a coherent manner and our intuition fails us at this level, but we shall not discuss this here. In practice, N may be taken to be large but finite, and the ratio $N(A)/N$ may be taken as an approximation to $\mathbb{P}(A)$. Clearly, the ratio is a number between zero and one; if $A = \emptyset$ then $N(\emptyset) = 0$ and the ratio is 0, whilst if $A = \Omega$ then $N(\Omega) = N$ and the

[†]Augustus De Morgan is well known for having given the first clear statement of the principle of mathematical induction. He applauded probability theory with the words: “The tendency of our study is to substitute the satisfaction of mental exercise for the pernicious enjoyment of an immoral stimulus”.

[‡]This superficial discussion of probabilities is inadequate in many ways; questioning readers may care to discuss the philosophical and empirical aspects of the subject amongst themselves (see Appendix III).

ratio is 1. Furthermore, suppose that A and B are two disjoint events, each of which may or may not occur at each trial. Then

$$N(A \cup B) = N(A) + N(B)$$

and so the ratio $N(A \cup B)/N$ is the sum of the two ratios $N(A)/N$ and $N(B)/N$. We now think of these ratios as representing the probabilities of the appropriate events. The above relations become

$$\mathbb{P}(A \cup B) = \mathbb{P}(A) + \mathbb{P}(B), \quad \mathbb{P}(\emptyset) = 0, \quad \mathbb{P}(\Omega) = 1.$$

This discussion suggests that the probability function \mathbb{P} should be *finitely additive*, which is to say that

$$\text{if } A_1, A_2, \dots, A_n \text{ are disjoint events, then } \mathbb{P}\left(\bigcup_{i=1}^n A_i\right) = \sum_{i=1}^n \mathbb{P}(A_i);$$

a glance at Example (1.2.4) suggests the more extensive property that \mathbb{P} be *countably additive*, in that the corresponding property should hold for countable collections A_1, A_2, \dots of disjoint events.

These relations are sufficient to specify the desirable properties of a probability function \mathbb{P} applied to the set of events. Any such assignment of likelihoods to the members of \mathcal{F} is called a *probability measure*. Some individuals refer informally to \mathbb{P} as a ‘probability distribution’, especially when the sample space is finite or countably infinite; this practice is best avoided since the term ‘probability distribution’ is reserved for another purpose to be encountered in Chapter 2.

(1) Definition. A **probability measure** \mathbb{P} on (Ω, \mathcal{F}) is a function $\mathbb{P} : \mathcal{F} \rightarrow [0, 1]$ satisfying

- (a) $\mathbb{P}(\emptyset) = 0, \quad \mathbb{P}(\Omega) = 1$;
- (b) if A_1, A_2, \dots is a collection of disjoint members of \mathcal{F} , in that $A_i \cap A_j = \emptyset$ for all pairs i, j satisfying $i \neq j$, then

$$\mathbb{P}\left(\bigcup_{i=1}^{\infty} A_i\right) = \sum_{i=1}^{\infty} \mathbb{P}(A_i).$$

The triple $(\Omega, \mathcal{F}, \mathbb{P})$, comprising a set Ω , a σ -field \mathcal{F} of subsets of Ω , and a probability measure \mathbb{P} on (Ω, \mathcal{F}) , is called a **probability space**.

A probability measure is a special example of what is called a *measure* on the pair (Ω, \mathcal{F}) . A measure is a function $\mu : \mathcal{F} \rightarrow [0, \infty)$ satisfying $\mu(\emptyset) = 0$ together with (b) above. A measure μ is a probability measure if $\mu(\Omega) = 1$.

We can associate a probability space $(\Omega, \mathcal{F}, \mathbb{P})$ with any experiment, and all questions associated with the experiment can be reformulated in terms of this space. It may seem natural to ask for the numerical value of the probability $\mathbb{P}(A)$ of some event A . The answer to such a question must be contained in the description of the experiment in question. For example, the assertion that a *fair* coin is tossed once is equivalent to saying that heads and tails have an equal probability of occurring; actually, this is the definition of fairness.

(2) Example. A coin, possibly biased, is tossed once. We can take $\Omega = \{H, T\}$ and $\mathcal{F} = \{\emptyset, H, T, \Omega\}$, and a possible probability measure $\mathbb{P} : \mathcal{F} \rightarrow [0, 1]$ is given by

$$\mathbb{P}(\emptyset) = 0, \quad \mathbb{P}(H) = p, \quad \mathbb{P}(T) = 1 - p, \quad \mathbb{P}(\Omega) = 1,$$

where p is a fixed real number in the interval $[0, 1]$. If $p = \frac{1}{2}$, then we say that the coin is *fair*, or *unbiased*. ●

(3) Example. A die is thrown once. We can take $\Omega = \{1, 2, 3, 4, 5, 6\}$, $\mathcal{F} = \{0, 1\}^\Omega$, and the probability measure \mathbb{P} given by

$$\mathbb{P}(A) = \sum_{i \in A} p_i \quad \text{for any } A \subseteq \Omega,$$

where p_1, p_2, \dots, p_6 are specified numbers from the interval $[0, 1]$ having unit sum. The probability that i turns up is p_i . The die is *fair* if $p_i = \frac{1}{6}$ for each i , in which case

$$\mathbb{P}(A) = \frac{1}{6}|A| \quad \text{for any } A \subseteq \Omega,$$

where $|A|$ denotes the cardinality of A . ●

The triple $(\Omega, \mathcal{F}, \mathbb{P})$ denotes a typical probability space. We now give some of its simple but important properties.

(4) Lemma.

- (a) $\mathbb{P}(A^c) = 1 - \mathbb{P}(A)$,
- (b) if $B \supseteq A$ then $\mathbb{P}(B) = \mathbb{P}(A) + \mathbb{P}(B \setminus A) \geq \mathbb{P}(A)$,
- (c) $\mathbb{P}(A \cup B) = \mathbb{P}(A) + \mathbb{P}(B) - \mathbb{P}(A \cap B)$,
- (d) more generally, if A_1, A_2, \dots, A_n are events, then

$$\begin{aligned} \mathbb{P}\left(\bigcup_{i=1}^n A_i\right) &= \sum_i \mathbb{P}(A_i) - \sum_{i < j} \mathbb{P}(A_i \cap A_j) + \sum_{i < j < k} \mathbb{P}(A_i \cap A_j \cap A_k) - \dots \\ &\quad + (-1)^{n+1} \mathbb{P}(A_1 \cap A_2 \cap \dots \cap A_n) \end{aligned}$$

where, for example, $\sum_{i < j}$ sums over all unordered pairs (i, j) with $i \neq j$.

Proof.

- (a) $A \cup A^c = \Omega$ and $A \cap A^c = \emptyset$, so $\mathbb{P}(A \cup A^c) = \mathbb{P}(A) + \mathbb{P}(A^c) = 1$.
- (b) $B = A \cup (B \setminus A)$. This is the union of disjoint sets and therefore

$$\mathbb{P}(B) = \mathbb{P}(A) + \mathbb{P}(B \setminus A).$$

- (c) $A \cup B = A \cup (B \setminus A)$, which is a disjoint union. Therefore, by (b),

$$\begin{aligned} \mathbb{P}(A \cup B) &= \mathbb{P}(A) + \mathbb{P}(B \setminus A) = \mathbb{P}(A) + \mathbb{P}(B \setminus (A \cap B)) \\ &= \mathbb{P}(A) + \mathbb{P}(B) - \mathbb{P}(A \cap B). \end{aligned}$$

- (d) The proof is by induction on n , and is left as an *exercise* (see Exercise (1.3.4)). ■

In Lemma (4b), $B \setminus A$ denotes the set of members of B which are not in A . In order to write down the quantity $\mathbb{P}(B \setminus A)$, we require that $B \setminus A$ belongs to \mathcal{F} , the domain of \mathbb{P} ; this is always true when A and B belong to \mathcal{F} , and to prove this was part of Exercise (1.2.2). Notice that each proof proceeded by expressing an event in terms of disjoint unions and then applying \mathbb{P} . It is sometimes easier to calculate the probabilities of intersections of events rather than their unions; part (d) of the lemma is useful then, as we shall discover soon. The next property of \mathbb{P} is more technical, and says that \mathbb{P} is a *continuous* set function; this property is essentially equivalent to the condition that \mathbb{P} is countably additive rather than just finitely additive (see Problem (1.8.16) also).

(5) Lemma. *Let A_1, A_2, \dots be an increasing sequence of events, so that $A_1 \subseteq A_2 \subseteq A_3 \subseteq \dots$, and write A for their limit:*

$$A = \bigcup_{i=1}^{\infty} A_i = \lim_{i \rightarrow \infty} A_i.$$

Then $\mathbb{P}(A) = \lim_{i \rightarrow \infty} \mathbb{P}(A_i)$.

Similarly, if B_1, B_2, \dots is a decreasing sequence of events, so that $B_1 \supseteq B_2 \supseteq B_3 \supseteq \dots$, then

$$B = \bigcap_{i=1}^{\infty} B_i = \lim_{i \rightarrow \infty} B_i$$

satisfies $\mathbb{P}(B) = \lim_{i \rightarrow \infty} \mathbb{P}(B_i)$.

Proof. $A = A_1 \cup (A_2 \setminus A_1) \cup (A_3 \setminus A_2) \cup \dots$ is the union of a disjoint family of events. Thus, by Definition (1),

$$\begin{aligned} \mathbb{P}(A) &= \mathbb{P}(A_1) + \sum_{i=1}^{\infty} \mathbb{P}(A_{i+1} \setminus A_i) \\ &= \mathbb{P}(A_1) + \lim_{n \rightarrow \infty} \sum_{i=1}^{n-1} [\mathbb{P}(A_{i+1}) - \mathbb{P}(A_i)] \\ &= \lim_{n \rightarrow \infty} \mathbb{P}(A_n). \end{aligned}$$

To show the result for decreasing families of events, take complements and use the first part (*exercise*). ■

To recapitulate, statements concerning chance are implicitly related to experiments or trials, the outcomes of which are not entirely predictable. With any such experiment we can associate a probability space $(\Omega, \mathcal{F}, \mathbb{P})$ the properties of which are consistent with our shared and reasonable conceptions of the notion of chance.

Here is some final jargon. An event A is called *null* if $\mathbb{P}(A) = 0$. If $\mathbb{P}(A) = 1$, we say that A occurs *almost surely*. Null events should not be confused with the impossible event \emptyset . Null events are happening all around us, even though they have zero probability; after all, what is the chance that a dart strikes any given point of the target at which it is thrown? That is, the impossible event is null, but null events need not be impossible.

Exercises for Section 1.3

- Let A and B be events with probabilities $\mathbb{P}(A) = \frac{3}{4}$ and $\mathbb{P}(B) = \frac{1}{3}$. Show that $\frac{1}{12} \leq \mathbb{P}(A \cap B) \leq \frac{1}{3}$, and give examples to show that both extremes are possible. Find corresponding bounds for $\mathbb{P}(A \cup B)$.
- A fair coin is tossed repeatedly. Show that, with probability one, a head turns up sooner or later. Show similarly that any given finite sequence of heads and tails occurs eventually with probability one. Explain the connection with Murphy's Law.
- Six cups and saucers come in pairs: there are two cups and saucers which are red, two white, and two with stars on. If the cups are placed randomly onto the saucers (one each), find the probability that no cup is upon a saucer of the same pattern.
- Let A_1, A_2, \dots, A_n be events where $n \geq 2$, and prove that

$$\mathbb{P}\left(\bigcup_{i=1}^n A_i\right) = \sum_i \mathbb{P}(A_i) - \sum_{i < j} \mathbb{P}(A_i \cap A_j) + \sum_{i < j < k} \mathbb{P}(A_i \cap A_j \cap A_k) - \dots + (-1)^{n+1} \mathbb{P}(A_1 \cap A_2 \cap \dots \cap A_n).$$

In each packet of Corn Flakes may be found a plastic bust of one of the last five Vice-Chancellors of Cambridge University, the probability that any given packet contains any specific Vice-Chancellor being $\frac{1}{5}$, independently of all other packets. Show that the probability that each of the last three Vice-Chancellors is obtained in a bulk purchase of six packets is $1 - 3(\frac{4}{5})^6 + 3(\frac{3}{5})^6 - (\frac{2}{5})^6$.

- Let $A_r, r \geq 1$, be events such that $\mathbb{P}(A_r) = 1$ for all r . Show that $\mathbb{P}(\bigcap_{r=1}^{\infty} A_r) = 1$.
 - You are given that at least one of the events $A_r, 1 \leq r \leq n$, is certain to occur, but certainly no more than two occur. If $\mathbb{P}(A_r) = p$, and $\mathbb{P}(A_r \cap A_s) = q, r \neq s$, show that $p \geq 1/n$ and $q \leq 2/n$.
 - You are given that at least one, but no more than three, of the events $A_r, 1 \leq r \leq n$, occur, where $n \geq 3$. The probability of at least two occurring is $\frac{1}{2}$. If $\mathbb{P}(A_r) = p, \mathbb{P}(A_r \cap A_s) = q, r \neq s$, and $\mathbb{P}(A_r \cap A_s \cap A_t) = x, r < s < t$, show that $p \geq 3/(2n)$, and $q \leq 4/n$.
-

1.4 Conditional probability

Many statements about chance take the form 'if B occurs, then the probability of A is p ', where B and A are events (such as 'it rains tomorrow' and 'the bus being on time' respectively) and p is a likelihood as before. To include this in our theory, we return briefly to the discussion about proportions at the beginning of the previous section. An experiment is repeated N times, and on each occasion we observe the occurrences or non-occurrences of two events A and B . Now, suppose we only take an interest in those outcomes for which B occurs; all other experiments are disregarded. In this smaller collection of trials the proportion of times that A occurs is $N(A \cap B)/N(B)$, since B occurs at each of them. However,

$$\frac{N(A \cap B)}{N(B)} = \frac{N(A \cap B)/N}{N(B)/N}.$$

If we now think of these ratios as probabilities, we see that the probability that A occurs, given that B occurs, should be reasonably defined as $\mathbb{P}(A \cap B)/\mathbb{P}(B)$.

Probabilistic intuition leads to the same conclusion. Given that an event B occurs, it is the case that A occurs if and only if $A \cap B$ occurs. Thus the conditional probability of A given B

should be proportional to $\mathbb{P}(A \cap B)$, which is to say that it equals $\alpha \mathbb{P}(A \cap B)$ for some constant $\alpha = \alpha(B)$. The conditional probability of Ω given B must equal 1, and thus $\alpha \mathbb{P}(\Omega \cap B) = 1$, yielding $\alpha = 1/\mathbb{P}(B)$.

We formalize these notions as follows.

(1) Definition. If $\mathbb{P}(B) > 0$ then the **conditional probability** that A occurs given that B occurs is defined to be

$$\mathbb{P}(A | B) = \frac{\mathbb{P}(A \cap B)}{\mathbb{P}(B)}.$$

We denote this conditional probability by $\mathbb{P}(A | B)$, pronounced ‘the probability of A given B ’, or sometimes ‘the probability of A conditioned (or conditional) on B ’.

(2) Example. Two fair dice are thrown. Given that the first shows 3, what is the probability that the total exceeds 6? The answer is obviously $\frac{1}{2}$, since the second must show 4, 5, or 6. However, let us labour the point. Clearly $\Omega = \{1, 2, 3, 4, 5, 6\}^2$, the set[†] of all ordered pairs (i, j) for $i, j \in \{1, 2, \dots, 6\}$, and we can take \mathcal{F} to be the set of all subsets of Ω , with $\mathbb{P}(A) = |A|/36$ for any $A \subseteq \Omega$. Let B be the event that the first die shows 3, and A be the event that the total exceeds 6. Then

$$B = \{(3, b) : 1 \leq b \leq 6\}, \quad A = \{(a, b) : a + b > 6\}, \quad A \cap B = \{(3, 4), (3, 5), (3, 6)\},$$

and

$$\mathbb{P}(A | B) = \frac{\mathbb{P}(A \cap B)}{\mathbb{P}(B)} = \frac{|A \cap B|}{|B|} = \frac{3}{6}. \quad \bullet$$

(3) Example. A family has two children. What is the probability that both are boys, given that at least one is a boy? The older and younger child may each be male or female, so there are four possible combinations of sexes, which we assume to be equally likely. Hence we can represent the sample space in the obvious way as

$$\Omega = \{GG, GB, BG, BB\}$$

where $\mathbb{P}(GG) = \mathbb{P}(BB) = \mathbb{P}(GB) = \mathbb{P}(BG) = \frac{1}{4}$. From the definition of conditional probability,

$$\begin{aligned} \mathbb{P}(BB | \text{one boy at least}) &= \mathbb{P}(BB | GB \cup BG \cup BB) \\ &= \frac{\mathbb{P}(BB \cap (GB \cup BG \cup BB))}{\mathbb{P}(GB \cup BG \cup BB)} \\ &= \frac{\mathbb{P}(BB)}{\mathbb{P}(GB \cup BG \cup BB)} = \frac{1}{3}. \end{aligned}$$

A popular but incorrect answer to the question is $\frac{1}{2}$. This is the correct answer to another question: for a family with two children, what is the probability that both are boys given that the younger is a boy? In this case,

$$\begin{aligned} \mathbb{P}(BB | \text{younger is a boy}) &= \mathbb{P}(BB | GB \cup BB) \\ &= \frac{\mathbb{P}(BB \cap (GB \cup BB))}{\mathbb{P}(GB \cup BB)} = \frac{\mathbb{P}(BB)}{\mathbb{P}(GB \cup BB)} = \frac{1}{2}. \end{aligned}$$

[†]Remember that $A \times B = \{(a, b) : a \in A, b \in B\}$ and that $A \times A = A^2$.

The usual dangerous argument contains the assertion

$$\mathbb{P}(BB \mid \text{one child is a boy}) = \mathbb{P}(\text{other child is a boy}).$$

Why is this meaningless? [Hint: Consider the sample space.] ●

The next lemma is crucially important in probability theory. A family B_1, B_2, \dots, B_n of events is called a *partition* of the set Ω if

$$B_i \cap B_j = \emptyset \quad \text{when } i \neq j, \quad \text{and} \quad \bigcup_{i=1}^n B_i = \Omega.$$

Each elementary event $\omega \in \Omega$ belongs to exactly one set in a partition of Ω .

(4) Lemma. For any events A and B such that $0 < \mathbb{P}(B) < 1$,

$$\mathbb{P}(A) = \mathbb{P}(A \mid B)\mathbb{P}(B) + \mathbb{P}(A \mid B^c)\mathbb{P}(B^c).$$

More generally, let B_1, B_2, \dots, B_n be a partition of Ω such that $\mathbb{P}(B_i) > 0$ for all i . Then

$$\mathbb{P}(A) = \sum_{i=1}^n \mathbb{P}(A \mid B_i)\mathbb{P}(B_i).$$

Proof. $A = (A \cap B) \cup (A \cap B^c)$. This is a disjoint union and so

$$\begin{aligned} \mathbb{P}(A) &= \mathbb{P}(A \cap B) + \mathbb{P}(A \cap B^c) \\ &= \mathbb{P}(A \mid B)\mathbb{P}(B) + \mathbb{P}(A \mid B^c)\mathbb{P}(B^c). \end{aligned}$$

The second part is similar (see Problem (1.8.10)). ■

(5) Example. We are given two urns, each containing a collection of coloured balls. Urn I contains two white and three blue balls, whilst urn II contains three white and four blue balls. A ball is drawn at random from urn I and put into urn II, and then a ball is picked at random from urn II and examined. What is the probability that it is blue? We assume unless otherwise specified that a ball picked randomly from any urn is equally likely to be any of those present. The reader will be relieved to know that we no longer need to describe $(\Omega, \mathcal{F}, \mathbb{P})$ in detail; we are confident that we could do so if necessary. Clearly, the colour of the final ball depends on the colour of the ball picked from urn I. So let us ‘condition’ on this. Let A be the event that the final ball is blue, and let B be the event that the first one picked was blue. Then, by Lemma (4),

$$\mathbb{P}(A) = \mathbb{P}(A \mid B)\mathbb{P}(B) + \mathbb{P}(A \mid B^c)\mathbb{P}(B^c).$$

We can easily find all these probabilities:

$$\begin{aligned} \mathbb{P}(A \mid B) &= \mathbb{P}(A \mid \text{urn II contains three white and five blue balls}) = \frac{5}{8}, \\ \mathbb{P}(A \mid B^c) &= \mathbb{P}(A \mid \text{urn II contains four white and four blue balls}) = \frac{1}{2}, \\ \mathbb{P}(B) &= \frac{3}{5}, \quad \mathbb{P}(B^c) = \frac{2}{5}. \end{aligned}$$

Hence

$$\mathbb{P}(A) = \frac{5}{8} \cdot \frac{3}{5} + \frac{1}{2} \cdot \frac{2}{5} = \frac{23}{40}. \quad \bullet$$

Unprepared readers may have been surprised by the sudden appearance of urns in this book. In the seventeenth and eighteenth centuries, lotteries often involved the drawing of slips from urns, and voting was often a matter of putting slips or balls into urns. In France today, *aller aux urnes* is synonymous with voting. It was therefore not unnatural for the numerous Bernoullis and others to model births, marriages, deaths, fluids, gases, and so on, using urns containing balls of varied hue.

(6) Example. Only two factories manufacture zoggles. 20 per cent of the zoggles from factory I and 5 per cent from factory II are defective. Factory I produces twice as many zoggles as factory II each week. What is the probability that a zoggle, randomly chosen from a week's production, is satisfactory? Clearly this satisfaction depends on the factory of origin. Let A be the event that the chosen zoggle is satisfactory, and let B be the event that it was made in factory I. Arguing as before,

$$\begin{aligned} \mathbb{P}(A) &= \mathbb{P}(A | B)\mathbb{P}(B) + \mathbb{P}(A | B^c)\mathbb{P}(B^c) \\ &= \frac{4}{5} \cdot \frac{2}{3} + \frac{19}{20} \cdot \frac{1}{3} = \frac{51}{60}. \end{aligned}$$

If the chosen zoggle is defective, what is the probability that it came from factory I? In our notation this is just $\mathbb{P}(B | A^c)$. However,

$$\mathbb{P}(B | A^c) = \frac{\mathbb{P}(B \cap A^c)}{\mathbb{P}(A^c)} = \frac{\mathbb{P}(A^c | B)\mathbb{P}(B)}{\mathbb{P}(A^c)} = \frac{\frac{1}{5} \cdot \frac{2}{3}}{1 - \frac{51}{60}} = \frac{8}{9}. \quad \bullet$$

This section is terminated with a cautionary example. It is not untraditional to perpetuate errors of logic in calculating conditional probabilities. Lack of unambiguous definitions and notation has led astray many probabilists, including even Boole, who was credited by Russell with the discovery of pure mathematics and by others for some of the logical foundations of computing. The well-known 'prisoners' paradox' also illustrates some of the dangers here.

(7) Example. Prisoners' paradox. In a dark country, three prisoners have been incarcerated without trial. Their warder tells them that the country's dictator has decided arbitrarily to free one of them and to shoot the other two, but he is not permitted to reveal to any prisoner the fate of that prisoner. Prisoner A knows therefore that his chance of survival is $\frac{1}{3}$. In order to gain information, he asks the warder to tell him in secret the name of some prisoner (but not himself) who will be killed, and the warder names prisoner B. What now is prisoner A's assessment of the chance that he will survive? Could it be $\frac{1}{2}$: after all, he knows now that the survivor will be either A or C, and he has no information about which? Could it be $\frac{1}{3}$: after all, according to the rules, at least one of B and C has to be killed, and thus the extra information cannot reasonably affect A's earlier calculation of the odds? What does the reader think about this? The resolution of the paradox lies in the situation when either response (B or C) is possible.

An alternative formulation of this paradox has become known as the Monty Hall problem, the controversy associated with which has been provoked by Marilyn vos Savant (and many others) in *Parade* magazine in 1990; see Exercise (1.4.5). \bullet

Exercises for Section 1.4

1. Prove that $\mathbb{P}(A | B) = \mathbb{P}(B | A)\mathbb{P}(A)/\mathbb{P}(B)$ whenever $\mathbb{P}(A)\mathbb{P}(B) \neq 0$. Show that, if $\mathbb{P}(A | B) > \mathbb{P}(A)$, then $\mathbb{P}(B | A) > \mathbb{P}(B)$.

2. For events A_1, A_2, \dots, A_n satisfying $\mathbb{P}(A_1 \cap A_2 \cap \dots \cap A_{n-1}) > 0$, prove that

$$\mathbb{P}(A_1 \cap A_2 \cap \dots \cap A_n) = \mathbb{P}(A_1)\mathbb{P}(A_2 | A_1)\mathbb{P}(A_3 | A_1 \cap A_2) \cdots \mathbb{P}(A_n | A_1 \cap A_2 \cap \dots \cap A_{n-1}).$$

3. A man possesses five coins, two of which are double-headed, one is double-tailed, and two are normal. He shuts his eyes, picks a coin at random, and tosses it. What is the probability that the lower face of the coin is a head?

He opens his eyes and sees that the coin is showing heads; what is the probability that the lower face is a head?

He shuts his eyes again, and tosses the coin again. What is the probability that the lower face is a head?

He opens his eyes and sees that the coin is showing heads; what is the probability that the lower face is a head?

He discards this coin, picks another at random, and tosses it. What is the probability that it shows heads?

4. What do you think of the following ‘proof’ by Lewis Carroll that an urn cannot contain two balls of the same colour? Suppose that the urn contains two balls, each of which is either black or white; thus, in the obvious notation, $\mathbb{P}(\text{BB}) = \mathbb{P}(\text{BW}) = \mathbb{P}(\text{WB}) = \mathbb{P}(\text{WW}) = \frac{1}{4}$. We add a black ball, so that $\mathbb{P}(\text{BBB}) = \mathbb{P}(\text{BBW}) = \mathbb{P}(\text{BWB}) = \mathbb{P}(\text{BWW}) = \frac{1}{4}$. Next we pick a ball at random; the chance that the ball is black is (using conditional probabilities) $1 \cdot \frac{1}{4} + \frac{2}{3} \cdot \frac{1}{4} + \frac{2}{3} \cdot \frac{1}{4} + \frac{1}{3} \cdot \frac{1}{4} = \frac{2}{3}$. However, if there is probability $\frac{2}{3}$ that a ball, chosen randomly from three, is black, then there must be two black and one white, which is to say that originally there was one black and one white ball in the urn.

5. **The Monty Hall problem: goats and cars.** (a) Cruel fate has made you a contestant in a game show; you have to choose one of three doors. One conceals a new car, two conceal old goats. You choose, but your chosen door is not opened immediately. Instead, the presenter opens another door to reveal a goat, and he offers you the opportunity to change your choice to the third door (unopened and so far unchosen). Let p be the (conditional) probability that the third door conceals the car. The value of p depends on the presenter’s protocol. Devise protocols to yield the values $p = \frac{1}{2}$, $p = \frac{2}{3}$. Show that, for $\alpha \in [\frac{1}{2}, \frac{2}{3}]$, there exists a protocol such that $p = \alpha$. Are you well advised to change your choice to the third door?

(b) In a variant of this question, the presenter is permitted to open the first door chosen, and to reward you with whatever lies behind. If he chooses to open another door, then this door invariably conceals a goat. Let p be the probability that the unopened door conceals the car, conditional on the presenter having chosen to open a second door. Devise protocols to yield the values $p = 0$, $p = 1$, and deduce that, for any $\alpha \in [0, 1]$, there exists a protocol with $p = \alpha$.

6. **The prosecutor’s fallacy**[†]. Let G be the event that an accused is guilty, and T the event that some testimony is true. Some lawyers have argued on the assumption that $\mathbb{P}(G | T) = \mathbb{P}(T | G)$. Show that this holds if and only if $\mathbb{P}(G) = \mathbb{P}(T)$.

7. **Urns.** There are n urns of which the r th contains $r - 1$ red balls and $n - r$ magenta balls. You pick an urn at random and remove two balls at random without replacement. Find the probability that:

(a) the second ball is magenta;

(b) the second ball is magenta, given that the first is magenta.

[†]The prosecution made this error in the famous Dreyfus case of 1894.

1.5 Independence

In general, the occurrence of some event B changes the probability that another event A occurs, the original probability $\mathbb{P}(A)$ being replaced by $\mathbb{P}(A \mid B)$. If the probability remains unchanged, that is to say $\mathbb{P}(A \mid B) = \mathbb{P}(A)$, then we call A and B ‘independent’. This is well defined only if $\mathbb{P}(B) > 0$. Definition (1.4.1) of conditional probability leads us to the following.

(1) Definition. Events A and B are called **independent** if

$$\mathbb{P}(A \cap B) = \mathbb{P}(A)\mathbb{P}(B).$$

More generally, a family $\{A_i : i \in I\}$ is called **independent** if

$$\mathbb{P}\left(\bigcap_{i \in J} A_i\right) = \prod_{i \in J} \mathbb{P}(A_i)$$

for all finite subsets J of I .

Remark. A common student error is to make the fallacious statement that A and B are independent if $A \cap B = \emptyset$.

If the family $\{A_i : i \in I\}$ has the property that

$$\mathbb{P}(A_i \cap A_j) = \mathbb{P}(A_i)\mathbb{P}(A_j) \quad \text{for all } i \neq j$$

then it is called *pairwise independent*. Pairwise-independent families are not necessarily independent, as the following example shows.

(2) Example. Suppose $\Omega = \{abc, acb, cab, cba, bca, bac, aaa, bbb, ccc\}$, and each of the nine elementary events in Ω occurs with equal probability $\frac{1}{9}$. Let A_k be the event that the k th letter is a . It is left as an *exercise* to show that the family $\{A_1, A_2, A_3\}$ is pairwise independent but not independent. ●

(3) Example (1.4.6) revisited. The events A and B of this example are clearly dependent because $\mathbb{P}(A \mid B) = \frac{4}{5}$ and $\mathbb{P}(A) = \frac{51}{60}$. ●

(4) Example. Choose a card at random from a pack of 52 playing cards, each being picked with equal probability $\frac{1}{52}$. We claim that the suit of the chosen card is independent of its rank. For example,

$$\mathbb{P}(\text{king}) = \frac{4}{52}, \quad \mathbb{P}(\text{king} \mid \text{spade}) = \frac{1}{13}.$$

Alternatively,

$$\mathbb{P}(\text{spade king}) = \frac{1}{52} = \frac{1}{4} \cdot \frac{1}{13} = \mathbb{P}(\text{spade})\mathbb{P}(\text{king}). \quad \bullet$$

Let C be an event with $\mathbb{P}(C) > 0$. To the conditional probability measure $\mathbb{P}(\cdot \mid C)$ corresponds the idea of *conditional independence*. Two events A and B are called *conditionally independent given C* if

(5)
$$\mathbb{P}(A \cap B \mid C) = \mathbb{P}(A \mid C)\mathbb{P}(B \mid C);$$

there is a natural extension to families of events. [However, note Exercise (1.5.5).]

Exercises for Section 1.5

1. Let A and B be independent events; show that A^c , B are independent, and deduce that A^c , B^c are independent.
2. We roll a die n times. Let A_{ij} be the event that the i th and j th rolls produce the same number. Show that the events $\{A_{ij} : 1 \leq i < j \leq n\}$ are pairwise independent but not independent.
3. A fair coin is tossed repeatedly. Show that the following two statements are equivalent:
 - (a) the outcomes of different tosses are independent,
 - (b) for any given finite sequence of heads and tails, the chance of this sequence occurring in the first m tosses is 2^{-m} , where m is the length of the sequence.
4. Let $\Omega = \{1, 2, \dots, p\}$ where p is prime, \mathcal{F} be the set of all subsets of Ω , and $\mathbb{P}(A) = |A|/p$ for all $A \in \mathcal{F}$. Show that, if A and B are independent events, then at least one of A and B is either \emptyset or Ω .
5. Show that the conditional independence of A and B given C neither implies, nor is implied by, the independence of A and B . For which events C is it the case that, for all A and B , the events A and B are independent if and only if they are conditionally independent given C ?
6. **Safe or sorry?** Some form of prophylaxis is said to be 90 per cent effective at prevention during one year's treatment. If the degrees of effectiveness in different years are independent, show that the treatment is more likely than not to fail within 7 years.
7. **Families.** Jane has three children, each of which is equally likely to be a boy or a girl independently of the others. Define the events:

$$\begin{aligned} A &= \{\text{all the children are of the same sex}\}, \\ B &= \{\text{there is at most one boy}\}, \\ C &= \{\text{the family includes a boy and a girl}\}. \end{aligned}$$

- (a) Show that A is independent of B , and that B is independent of C .
 - (b) Is A independent of C ?
 - (c) Do these results hold if boys and girls are not equally likely?
 - (d) Do these results hold if Jane has four children?
8. **Galton's paradox.** You flip three fair coins. At least two are alike, and it is an evens chance that the third is a head or a tail. Therefore $\mathbb{P}(\text{all alike}) = \frac{1}{2}$. Do you agree?
 9. Two fair dice are rolled. Show that the event that their sum is 7 is independent of the score shown by the first die.
-

1.6 Completeness and product spaces

This section should be omitted at the first reading, but we shall require its contents later. It contains only a sketch of complete probability spaces and product spaces; the reader should look elsewhere for a more detailed treatment (see Billingsley 1995). We require the following result.

(1) Lemma. *If \mathcal{F} and \mathcal{G} are two σ -fields of subsets of Ω then their intersection $\mathcal{F} \cap \mathcal{G}$ is a σ -field also. More generally, if $\{\mathcal{F}_i : i \in I\}$ is a family of σ -fields of subsets of Ω then $\mathcal{G} = \bigcap_{i \in I} \mathcal{F}_i$ is a σ -field also.*

The proof is not difficult and is left as an *exercise*. Note that the union $\mathcal{F} \cup \mathcal{G}$ may not be a σ -field, although it may be extended to a unique smallest σ -field written $\sigma(\mathcal{F} \cup \mathcal{G})$, as follows. Let $\{\mathcal{G}_i : i \in I\}$ be the collection of all σ -fields which contain both \mathcal{F} and \mathcal{G} as subsets; this collection is non-empty since it contains the set of all subsets of Ω . Then $\mathcal{G} = \bigcap_{i \in I} \mathcal{G}_i$ is the unique smallest σ -field which contains $\mathcal{F} \cup \mathcal{G}$.

(A) Completeness. Let $(\Omega, \mathcal{F}, \mathbb{P})$ be a probability space. Any event A which has zero probability, that is $\mathbb{P}(A) = 0$, is called *null*. It may seem reasonable to suppose that any subset B of a null set A will itself be null, but this may be without meaning since B may not be an event, and thus $\mathbb{P}(B)$ may not be defined.

(2) Definition. A probability space $(\Omega, \mathcal{F}, \mathbb{P})$ is called **complete** if all subsets of null sets are events.

Any incomplete space can be completed thus. Let \mathcal{N} be the collection of all subsets of null sets in \mathcal{F} and let $\mathcal{G} = \sigma(\mathcal{F} \cup \mathcal{N})$ be the smallest σ -field which contains all sets in \mathcal{F} and \mathcal{N} . It can be shown that the domain of \mathbb{P} may be extended in an obvious way from \mathcal{F} to \mathcal{G} ; $(\Omega, \mathcal{G}, \mathbb{P})$ is called the *completion* of $(\Omega, \mathcal{F}, \mathbb{P})$.

(B) Product spaces. The probability spaces discussed in this chapter have usually been constructed around the outcomes of one experiment, but instances occur naturally when we need to combine the outcomes of several independent experiments into one space (see Examples (1.2.4) and (1.4.2)). How should we proceed in general?

Suppose two experiments have associated probability spaces $(\Omega_1, \mathcal{F}_1, \mathbb{P}_1)$ and $(\Omega_2, \mathcal{F}_2, \mathbb{P}_2)$ respectively. The sample space of the pair of experiments, considered jointly, is the collection $\Omega_1 \times \Omega_2 = \{(\omega_1, \omega_2) : \omega_1 \in \Omega_1, \omega_2 \in \Omega_2\}$ of ordered pairs. The appropriate σ -field of events is more complicated to construct. Certainly it should contain all subsets of $\Omega_1 \times \Omega_2$ of the form $A_1 \times A_2 = \{(a_1, a_2) : a_1 \in A_1, a_2 \in A_2\}$ where A_1 and A_2 are typical members of \mathcal{F}_1 and \mathcal{F}_2 respectively. However, the family of all such sets, $\mathcal{F}_1 \times \mathcal{F}_2 = \{A_1 \times A_2 : A_1 \in \mathcal{F}_1, A_2 \in \mathcal{F}_2\}$, is not in general a σ -field. By the discussion after (1), there exists a unique smallest σ -field $\mathcal{G} = \sigma(\mathcal{F}_1 \times \mathcal{F}_2)$ of subsets of $\Omega_1 \times \Omega_2$ which contains $\mathcal{F}_1 \times \mathcal{F}_2$. All we require now is a suitable probability function on $(\Omega_1 \times \Omega_2, \mathcal{G})$. Let $\mathbb{P}_{12} : \mathcal{F}_1 \times \mathcal{F}_2 \rightarrow [0, 1]$ be given by:

$$(3) \quad \mathbb{P}_{12}(A_1 \times A_2) = \mathbb{P}_1(A_1)\mathbb{P}_2(A_2) \quad \text{for } A_1 \in \mathcal{F}_1, A_2 \in \mathcal{F}_2.$$

It can be shown that the domain of \mathbb{P}_{12} can be extended from $\mathcal{F}_1 \times \mathcal{F}_2$ to the whole of $\mathcal{G} = \sigma(\mathcal{F}_1 \times \mathcal{F}_2)$. The ensuing probability space $(\Omega_1 \times \Omega_2, \mathcal{G}, \mathbb{P}_{12})$ is called the *product space* of $(\Omega_1, \mathcal{F}_1, \mathbb{P}_1)$ and $(\Omega_2, \mathcal{F}_2, \mathbb{P}_2)$. Products of larger numbers of spaces are constructed similarly. The measure \mathbb{P}_{12} is sometimes called the ‘product measure’ since its defining equation (3) assumed that two experiments are independent. There are of course many other measures that can be applied to $(\Omega_1 \times \Omega_2, \mathcal{G})$.

In many simple cases this technical discussion is unnecessary. Suppose that Ω_1 and Ω_2 are finite, and that their σ -fields contain all their subsets; this is the case in Examples (1.2.4) and (1.4.2). Then \mathcal{G} contains all subsets of $\Omega_1 \times \Omega_2$.

1.7 Worked examples

Here are some more examples to illustrate the ideas of this chapter. The reader is now equipped to try his or her hand at a substantial number of those problems which exercised the pioneers in probability. These frequently involved experiments having equally likely outcomes, such as dealing whist hands, putting balls of various colours into urns and taking them out again, throwing dice, and so on. In many such instances, the reader will be pleasantly surprised to find that it is not necessary to write down $(\Omega, \mathcal{F}, \mathbb{P})$ explicitly, but only to think of Ω as being a collection $\{\omega_1, \omega_2, \dots, \omega_N\}$ of possibilities, each of which may occur with probability $1/N$. Thus, $\mathbb{P}(A) = |A|/N$ for any $A \subseteq \Omega$. The basic tools used in such problems are as follows.

- (a) Combinatorics: remember that the number of permutations of n objects is $n!$ and that the number of ways of choosing r objects from n is $\binom{n}{r}$.
- (b) Set theory: to obtain $\mathbb{P}(A)$ we can compute $\mathbb{P}(A^c) = 1 - \mathbb{P}(A)$ or we can partition A by conditioning on events B_i , and then use Lemma (1.4.4).
- (c) Use of independence.

(1) Example. Consider a series of hands dealt at bridge. Let A be the event that in a given deal each player has one ace. Show that the probability that A occurs at least once in seven deals is approximately $\frac{1}{2}$.

Solution. The number of ways of dealing 52 cards into four equal hands is $52!/(13!)^4$. There are $4!$ ways of distributing the aces so that each hand holds one, and there are $48!/(12!)^4$ ways of dealing the remaining cards. Thus

$$\mathbb{P}(A) = \frac{4!48!/(12!)^4}{52!/(13!)^4} \simeq \frac{1}{10}.$$

Now let B_i be the event that A occurs for the first time on the i th deal. Clearly $B_i \cap B_j = \emptyset$, $i \neq j$. Thus

$$\mathbb{P}(A \text{ occurs in seven deals}) = \mathbb{P}(B_1 \cup \dots \cup B_7) = \sum_1^7 \mathbb{P}(B_i) \quad \text{using Definition (1.3.1).}$$

Since successive deals are independent, we have

$$\begin{aligned} \mathbb{P}(B_i) &= \mathbb{P}(A^c \text{ occurs on deal 1, } A^c \text{ occurs on deal 2,} \\ &\quad \dots, A^c \text{ occurs on deal } i-1, A \text{ occurs on deal } i) \\ &= \mathbb{P}(A^c)^{i-1} \mathbb{P}(A) \quad \text{using Definition (1.5.1)} \\ &\simeq \left(1 - \frac{1}{10}\right)^{i-1} \frac{1}{10}. \end{aligned}$$

Thus

$$\mathbb{P}(A \text{ occurs in seven deals}) = \sum_1^7 \mathbb{P}(B_i) \simeq \sum_1^7 \left(\frac{9}{10}\right)^{i-1} \frac{1}{10} \simeq \frac{1}{2}.$$

Can you see an easier way of obtaining this answer? ●

(2) Example. There are two roads from A to B and two roads from B to C. Each of the four roads has probability p of being blocked by snow, independently of all the others. What is the probability that there is an open road from A to C?

Solution.

$$\begin{aligned}\mathbb{P}(\text{open road}) &= \mathbb{P}((\text{open road from A to B}) \cap (\text{open road from B to C})) \\ &= \mathbb{P}(\text{open road from A to B})\mathbb{P}(\text{open road from B to C})\end{aligned}$$

using the independence. However, p is the same for all roads; thus, using Lemma (1.3.4),

$$\begin{aligned}\mathbb{P}(\text{open road}) &= (1 - \mathbb{P}(\text{no road from A to B}))^2 \\ &= \{1 - \mathbb{P}((\text{first road blocked}) \cap (\text{second road blocked}))\}^2 \\ &= \{1 - \mathbb{P}(\text{first road blocked})\mathbb{P}(\text{second road blocked})\}^2\end{aligned}$$

using the independence. Thus

$$(3) \quad \mathbb{P}(\text{open road}) = (1 - p^2)^2.$$

Further suppose that there is also a direct road from A to C, which is independently blocked with probability p . Then, by Lemma (1.4.4) and equation (3),

$$\begin{aligned}\mathbb{P}(\text{open road}) &= \mathbb{P}(\text{open road} \mid \text{direct road blocked}) \cdot p \\ &\quad + \mathbb{P}(\text{open road} \mid \text{direct road open}) \cdot (1 - p) \\ &= (1 - p^2)^2 \cdot p + 1 \cdot (1 - p).\end{aligned}$$

(4) Example. Symmetric random walk (or ‘Gambler’s ruin’). A man is saving up to buy a new Jaguar at a cost of N units of money. He starts with k units where $0 < k < N$, and tries to win the remainder by the following gamble with his bank manager. He tosses a fair coin repeatedly; if it comes up heads then the manager pays him one unit, but if it comes up tails then he pays the manager one unit. He plays this game repeatedly until one of two events occurs: either he runs out of money and is bankrupted or he wins enough to buy the Jaguar. What is the probability that he is ultimately bankrupted?

Solution. This is one of many problems the solution to which proceeds by the construction of a linear difference equation subject to certain boundary conditions. Let A denote the event that he is eventually bankrupted, and let B be the event that the first toss of the coin shows heads. By Lemma (1.4.4),

$$(5) \quad \mathbb{P}_k(A) = \mathbb{P}_k(A \mid B)\mathbb{P}(B) + \mathbb{P}_k(A \mid B^c)\mathbb{P}(B^c),$$

where \mathbb{P}_k denotes probabilities calculated relative to the starting point k . We want to find $\mathbb{P}_k(A)$. Consider $\mathbb{P}_k(A \mid B)$. If the first toss is a head then his capital increases to $k + 1$ units and the game starts afresh from a different starting point. Thus $\mathbb{P}_k(A \mid B) = \mathbb{P}_{k+1}(A)$ and similarly $\mathbb{P}_k(A \mid B^c) = \mathbb{P}_{k-1}(A)$. So, writing $p_k = \mathbb{P}_k(A)$, (5) becomes

$$(6) \quad p_k = \frac{1}{2}(p_{k+1} + p_{k-1}) \quad \text{if } 0 < k < N,$$

which is a linear difference equation subject to the boundary conditions $p_0 = 1$, $p_N = 0$. The analytical solution to such equations is routine, and we shall return later to the general

method of solution. In this case we can proceed directly. We put $b_k = p_k - p_{k-1}$ to obtain $b_k = b_{k-1}$ and hence $b_k = b_1$ for all k . Thus

$$p_k = b_1 + p_{k-1} = 2b_1 + p_{k-2} = \cdots = kb_1 + p_0$$

is the general solution to (6). The boundary conditions imply that $p_0 = 1$, $b_1 = -1/N$, giving

$$(7) \quad \mathbb{P}_k(A) = 1 - \frac{k}{N}.$$

As the price of the Jaguar rises, that is as $N \rightarrow \infty$, ultimate bankruptcy becomes very likely. This is the problem of the ‘symmetric random walk with two absorbing barriers’ to which we shall return in more generality later. ●

Remark. Our experience of student calculations leads us to stress that probabilities lie between zero and one; any calculated probability which violates this must be incorrect.

(8) Example. Testimony. A court is investigating the possible occurrence of an unlikely event T . The reliability of two independent witnesses called Alf and Bob is known to the court: Alf tells the truth with probability α and Bob with probability β , and there is no collusion between the two of them. Let A and B be the events that Alf and Bob assert (respectively) that T occurred, and let $\tau = \mathbb{P}(T)$. What is the probability that T occurred given that both Alf and Bob declare that T occurred?

Solution. We are asked to calculate $\mathbb{P}(T \mid A \cap B)$, which is equal to $\mathbb{P}(T \cap A \cap B) / \mathbb{P}(A \cap B)$. Now $\mathbb{P}(T \cap A \cap B) = \mathbb{P}(A \cap B \mid T)\mathbb{P}(T)$ and

$$\mathbb{P}(A \cap B) = \mathbb{P}(A \cap B \mid T)\mathbb{P}(T) + \mathbb{P}(A \cap B \mid T^c)\mathbb{P}(T^c).$$

We have from the independence of the witnesses that A and B are conditionally independent given either T or T^c . Therefore

$$\begin{aligned} \mathbb{P}(A \cap B \mid T) &= \mathbb{P}(A \mid T)\mathbb{P}(B \mid T) = \alpha\beta, \\ \mathbb{P}(A \cap B \mid T^c) &= \mathbb{P}(A \mid T^c)\mathbb{P}(B \mid T^c) = (1 - \alpha)(1 - \beta), \end{aligned}$$

so that

$$\mathbb{P}(T \mid A \cap B) = \frac{\alpha\beta\tau}{\alpha\beta\tau + (1 - \alpha)(1 - \beta)(1 - \tau)}.$$

As an example, suppose that $\alpha = \beta = \frac{9}{10}$ and $\tau = 1/1000$. Then $\mathbb{P}(T \mid A \cap B) = 81/1080$, which is somewhat small as a basis for a judicial conclusion.

This calculation may be informative. However, it is generally accepted that such an application of the axioms of probability is inappropriate to questions of truth and belief. ●

(9) Example. Zoggles revisited. A new process for the production of zoggles is invented, and both factories of Example (1.4.6) install extra production lines using it. The new process is cheaper but produces fewer reliable zoggles, only 75 per cent of items produced in this new way being reliable.

Factory I fails to implement its new production line efficiently, and only 10 per cent of its output is made in this manner. Factory II does better: it produces 20 per cent of its output by the new technology, and now produces twice as many zoggles in all as Factory I.

Is the new process beneficial to the consumer?

Solution. Both factories now produce a higher proportion of unreliable zoggles than before, and so it might seem at first sight that there is an increased proportion of unreliable zoggles on the market.

Let A be the event that a randomly chosen zoggle is satisfactory, B the event that it came from factory I, and C the event that it was made by the new method. Then

$$\begin{aligned}\mathbb{P}(A) &= \frac{1}{3}\mathbb{P}(A | B) + \frac{2}{3}\mathbb{P}(A | B^c) \\ &= \frac{1}{3} \left(\frac{1}{10}\mathbb{P}(A | B \cap C) + \frac{9}{10}\mathbb{P}(A | B \cap C^c) \right) \\ &\quad + \frac{2}{3} \left(\frac{1}{5}\mathbb{P}(A | B^c \cap C) + \frac{4}{5}\mathbb{P}(A | B^c \cap C^c) \right) \\ &= \frac{1}{3} \left(\frac{1}{10} \cdot \frac{3}{4} + \frac{9}{10} \cdot \frac{4}{5} \right) + \frac{2}{3} \left(\frac{1}{5} \cdot \frac{3}{4} + \frac{4}{5} \cdot \frac{19}{20} \right) = \frac{523}{600} > \frac{51}{60},\end{aligned}$$

so that the proportion of satisfactory zoggles has been increased. ●

(10) Example. Simpson's paradox†. A doctor has performed clinical trials to determine the relative efficacies of two drugs, with the following results.

	Women		Men	
	Drug I	Drug II	Drug I	Drug II
Success	200	10	19	1000
Failure	1800	190	1	1000

Which drug is the better? Here are two conflicting responses.

1. Drug I was given to 2020 people, of whom 219 were cured. The success rate was $219/2020$, which is much smaller than the corresponding figure, $1010/2200$, for drug II. Therefore drug II is better than drug I.
2. Amongst women the success rates of the drugs are $1/10$ and $1/20$, and amongst men $19/20$ and $1/2$. Drug I wins in both cases.

This well-known statistical paradox may be reformulated in the following more general way. Given three events A, B, C , it is possible to allocate probabilities such that

$$(11) \quad \mathbb{P}(A | B \cap C) > \mathbb{P}(A | B^c \cap C) \quad \text{and} \quad \mathbb{P}(A | B \cap C^c) > \mathbb{P}(A | B^c \cap C^c)$$

but

$$(12) \quad \mathbb{P}(A | B) < \mathbb{P}(A | B^c).$$

†This paradox, named after Simpson (1951), was remarked by Yule in 1903. The nomenclature is an instance of Stigler's law of eponymy: "No law, theorem, or discovery is named after its originator". This law applies to many eponymous statements in this book, including the law itself. As remarked by A. N. Whitehead, "Everything of importance has been said before, by somebody who did not discover it".

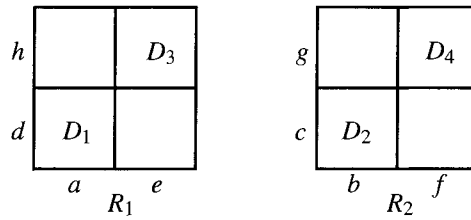


Figure 1.1. Two unions of rectangles illustrating Simpson's paradox.

We may think of A as the event that treatment is successful, B as the event that drug I is given to a randomly chosen individual, and C as the event that this individual is female. The above inequalities imply that B is preferred to B^c when C occurs and when C^c occurs, but B^c is preferred to B overall.

Setting

$$\begin{aligned} a &= \mathbb{P}(A \cap B \cap C), & b &= \mathbb{P}(A^c \cap B \cap C), \\ c &= \mathbb{P}(A \cap B^c \cap C), & d &= \mathbb{P}(A^c \cap B^c \cap C), \\ e &= \mathbb{P}(A \cap B \cap C^c), & f &= \mathbb{P}(A^c \cap B \cap C^c), \\ g &= \mathbb{P}(A \cap B^c \cap C^c), & h &= \mathbb{P}(A^c \cap B^c \cap C^c), \end{aligned}$$

and expanding (11)–(12), we arrive at the (equivalent) inequalities

$$(13) \quad ad > bc, \quad eh > fg, \quad (a + e)(d + h) < (b + f)(c + g),$$

subject to the conditions $a, b, c, \dots, h \geq 0$ and $a + b + c + \dots + h = 1$. Inequalities (13) are equivalent to the existence of two rectangles R_1 and R_2 , as in Figure 1.1, satisfying

$$\text{area}(D_1) > \text{area}(D_2), \quad \text{area}(D_3) > \text{area}(D_4), \quad \text{area}(R_1) < \text{area}(R_2).$$

Many such rectangles may be found, by inspection, as for example those with $a = \frac{3}{30}$, $b = \frac{1}{30}$, $c = \frac{8}{30}$, $d = \frac{3}{30}$, $e = \frac{3}{30}$, $f = \frac{8}{30}$, $g = \frac{1}{30}$, $h = \frac{3}{30}$. Similar conclusions are valid for finer partitions $\{C_i : i \in I\}$ of the sample space, though the corresponding pictures are harder to draw.

Simpson's paradox has arisen many times in practical situations. There are many well-known cases, including the admission of graduate students to the University of California at Berkeley and a clinical trial comparing treatments for kidney stones. ●

(14) Example. False positives. A rare disease affects one person in 10^5 . A test for the disease shows positive with probability $\frac{99}{100}$ when applied to an ill person, and with probability $\frac{1}{100}$ when applied to a healthy person. What is the probability that you have the disease given that the test shows positive?

Solution. In the obvious notation,

$$\begin{aligned} \mathbb{P}(\text{ill} \mid +) &= \frac{\mathbb{P}(+ \mid \text{ill})\mathbb{P}(\text{ill})}{\mathbb{P}(+ \mid \text{ill})\mathbb{P}(\text{ill}) + \mathbb{P}(+ \mid \text{healthy})\mathbb{P}(\text{healthy})} \\ &= \frac{\frac{99}{100} \cdot 10^{-5}}{\frac{99}{100} \cdot 10^{-5} + \frac{1}{100}(1 - 10^{-5})} = \frac{99}{99 + 10^5 - 1} \approx \frac{1}{1011}. \end{aligned}$$

The chance of being ill is rather small. Indeed it is more likely that the test was incorrect. ●

Exercises for Section 1.7

- There are two roads from A to B and two roads from B to C. Each of the four roads is blocked by snow with probability p , independently of the others. Find the probability that there is an open road from A to B given that there is no open route from A to C.
If, in addition, there is a direct road from A to C, this road being blocked with probability p independently of the others, find the required conditional probability.
 - Calculate the probability that a hand of 13 cards dealt from a normal shuffled pack of 52 contains exactly two kings and one ace. What is the probability that it contains exactly one ace given that it contains exactly two kings?
 - A symmetric random walk takes place on the integers $0, 1, 2, \dots, N$ with absorbing barriers at 0 and N , starting at k . Show that the probability that the walk is never absorbed is zero.
 - The so-called 'sure thing principle' asserts that if you prefer x to y given C , and also prefer x to y given C^c , then you surely prefer x to y . Agreed?
 - A pack contains m cards, labelled $1, 2, \dots, m$. The cards are dealt out in a random order, one by one. Given that the label of the k th card dealt is the largest of the first k cards dealt, what is the probability that it is also the largest in the pack?
-

1.8 Problems

- A traditional fair die is thrown twice. What is the probability that:
 - a six turns up exactly once?
 - both numbers are odd?
 - the sum of the scores is 4?
 - the sum of the scores is divisible by 3?
- A fair coin is thrown repeatedly. What is the probability that on the n th throw:
 - a head appears for the first time?
 - the numbers of heads and tails to date are equal?
 - exactly two heads have appeared altogether to date?
 - at least two heads have appeared to date?
- Let \mathcal{F} and \mathcal{G} be σ -fields of subsets of Ω .
 - Use elementary set operations to show that \mathcal{F} is closed under countable intersections; that is, if A_1, A_2, \dots are in \mathcal{F} , then so is $\bigcap_i A_i$.
 - Let $\mathcal{H} = \mathcal{F} \cap \mathcal{G}$ be the collection of subsets of Ω lying in both \mathcal{F} and \mathcal{G} . Show that \mathcal{H} is a σ -field.
 - Show that $\mathcal{F} \cup \mathcal{G}$, the collection of subsets of Ω lying in either \mathcal{F} or \mathcal{G} , is not necessarily a σ -field.
- Describe the underlying probability spaces for the following experiments:
 - a biased coin is tossed three times;
 - two balls are drawn without replacement from an urn which originally contained two ultramarine and two vermilion balls;
 - a biased coin is tossed repeatedly until a head turns up.
- Show that the probability that *exactly* one of the events A and B occurs is

$$\mathbb{P}(A) + \mathbb{P}(B) - 2\mathbb{P}(A \cap B).$$

- Prove that $\mathbb{P}(A \cup B \cup C) = 1 - \mathbb{P}(A^c | B^c \cap C^c)\mathbb{P}(B^c | C^c)\mathbb{P}(C^c)$.

7. (a) If A is independent of itself, show that $\mathbb{P}(A)$ is 0 or 1.
 (b) If $\mathbb{P}(A)$ is 0 or 1, show that A is independent of all events B .
8. Let \mathcal{F} be a σ -field of subsets of Ω , and suppose $\mathbb{P} : \mathcal{F} \rightarrow [0, 1]$ satisfies: (i) $\mathbb{P}(\Omega) = 1$, and (ii) \mathbb{P} is additive, in that $\mathbb{P}(A \cup B) = \mathbb{P}(A) + \mathbb{P}(B)$ whenever $A \cap B = \emptyset$. Show that $\mathbb{P}(\emptyset) = 0$.
9. Suppose $(\Omega, \mathcal{F}, \mathbb{P})$ is a probability space and $B \in \mathcal{F}$ satisfies $\mathbb{P}(B) > 0$. Let $\mathbb{Q} : \mathcal{F} \rightarrow [0, 1]$ be defined by $\mathbb{Q}(A) = \mathbb{P}(A | B)$. Show that $(\Omega, \mathcal{F}, \mathbb{Q})$ is a probability space. If $C \in \mathcal{F}$ and $\mathbb{Q}(C) > 0$, show that $\mathbb{Q}(A | C) = \mathbb{P}(A | B \cap C)$; discuss.
10. Let B_1, B_2, \dots be a partition of the sample space Ω , each B_i having positive probability, and show that

$$\mathbb{P}(A) = \sum_{j=1}^{\infty} \mathbb{P}(A | B_j) \mathbb{P}(B_j).$$

11. Prove **Boole's inequalities**:

$$\mathbb{P}\left(\bigcup_{i=1}^n A_i\right) \leq \sum_{i=1}^n \mathbb{P}(A_i), \quad \mathbb{P}\left(\bigcap_{i=1}^n A_i\right) \geq 1 - \sum_{i=1}^n \mathbb{P}(A_i^c).$$

12. Prove that

$$\begin{aligned} \mathbb{P}\left(\bigcap_{i=1}^n A_i\right) &= \sum_i \mathbb{P}(A_i) - \sum_{i < j} \mathbb{P}(A_i \cup A_j) + \sum_{i < j < k} \mathbb{P}(A_i \cup A_j \cup A_k) \\ &\quad - \dots - (-1)^n \mathbb{P}(A_1 \cup A_2 \cup \dots \cup A_n). \end{aligned}$$

13. Let A_1, A_2, \dots, A_n be events, and let N_k be the event that exactly k of the A_i occur. Prove the result sometimes referred to as **Waring's theorem**:

$$\mathbb{P}(N_k) = \sum_{i=0}^{n-k} (-1)^i \binom{k+i}{k} S_{k+i}, \quad \text{where } S_j = \sum_{i_1 < i_2 < \dots < i_j} \mathbb{P}(A_{i_1} \cap A_{i_2} \cap \dots \cap A_{i_j}).$$

Use this result to find an expression for the probability that a purchase of six packets of Corn Flakes yields exactly three distinct busts (see Exercise (1.3.4)).

14. Prove **Bayes's formula**: if A_1, A_2, \dots, A_n is a partition of Ω , each A_i having positive probability, then

$$\mathbb{P}(A_j | B) = \frac{\mathbb{P}(B | A_j) \mathbb{P}(A_j)}{\sum_{i=1}^n \mathbb{P}(B | A_i) \mathbb{P}(A_i)}.$$

15. A random number N of dice is thrown. Let A_i be the event that $N = i$, and assume that $\mathbb{P}(A_i) = 2^{-i}$, $i \geq 1$. The sum of the scores is S . Find the probability that:

- (a) $N = 2$ given $S = 4$;
 (b) $S = 4$ given N is even;
 (c) $N = 2$, given that $S = 4$ and the first die showed 1;
 (d) the largest number shown by any die is r , where S is unknown.

16. Let A_1, A_2, \dots be a sequence of events. Define

$$B_n = \bigcup_{m=n}^{\infty} A_m, \quad C_n = \bigcap_{m=n}^{\infty} A_m.$$

Clearly $C_n \subseteq A_n \subseteq B_n$. The sequences $\{B_n\}$ and $\{C_n\}$ are decreasing and increasing respectively with limits

$$\lim B_n = B = \bigcap_n B_n = \bigcap_n \bigcup_{m \geq n} A_m, \quad \lim C_n = C = \bigcup_n C_n = \bigcup_n \bigcap_{m \geq n} A_m.$$

The events B and C are denoted $\limsup_{n \rightarrow \infty} A_n$ and $\liminf_{n \rightarrow \infty} A_n$ respectively. Show that

- (a) $B = \{\omega \in \Omega : \omega \in A_n \text{ for infinitely many values of } n\}$,
 (b) $C = \{\omega \in \Omega : \omega \in A_n \text{ for all but finitely many values of } n\}$.

We say that the sequence $\{A_n\}$ converges to a limit $A = \lim A_n$ if B and C are the same set A . Suppose that $A_n \rightarrow A$ and show that

- (c) A is an event, in that $A \in \mathcal{F}$,
 (d) $\mathbb{P}(A_n) \rightarrow \mathbb{P}(A)$.

17. In Problem (1.8.16) above, show that B and C are independent whenever B_n and C_n are independent for all n . Deduce that if this holds and furthermore $A_n \rightarrow A$, then $\mathbb{P}(A)$ equals either zero or one.

18. Show that the assumption that \mathbb{P} is *countably* additive is equivalent to the assumption that \mathbb{P} is continuous. That is to say, show that if a function $\mathbb{P} : \mathcal{F} \rightarrow [0, 1]$ satisfies $\mathbb{P}(\emptyset) = 0$, $\mathbb{P}(\Omega) = 1$, and $\mathbb{P}(A \cup B) = \mathbb{P}(A) + \mathbb{P}(B)$ whenever $A, B \in \mathcal{F}$ and $A \cap B = \emptyset$, then \mathbb{P} is countably additive (in the sense of satisfying Definition (1.3.1b)) if and only if \mathbb{P} is continuous (in the sense of Lemma (1.3.5)).

19. Anne, Betty, Chloë, and Daisy were all friends at school. Subsequently each of the $\binom{4}{2} = 6$ subpairs meet up; at each of the six meetings the pair involved quarrel with some fixed probability p , or become firm friends with probability $1 - p$. Quarrels take place independently of each other. In future, if any of the four hears a rumour, then she tells it to her firm friends only. If Anne hears a rumour, what is the probability that:

- (a) Daisy hears it?
 (b) Daisy hears it if Anne and Betty have quarrelled?
 (c) Daisy hears it if Betty and Chloë have quarrelled?
 (d) Daisy hears it if she has quarrelled with Anne?

20. A biased coin is tossed repeatedly. Each time there is a probability p of a head turning up. Let p_n be the probability that an even number of heads has occurred after n tosses (zero is an even number). Show that $p_0 = 1$ and that $p_n = p(1 - p_{n-1}) + (1 - p)p_{n-1}$ if $n \geq 1$. Solve this difference equation.

21. A biased coin is tossed repeatedly. Find the probability that there is a run of r heads in a row before there is a run of s tails, where r and s are positive integers.

22. A bowl contains twenty cherries, exactly fifteen of which have had their stones removed. A greedy pig eats five whole cherries, picked at random, without remarking on the presence or absence of stones. Subsequently, a cherry is picked randomly from the remaining fifteen.

- (a) What is the probability that this cherry contains a stone?
 (b) Given that this cherry contains a stone, what is the probability that the pig consumed at least one stone?

23. The 'ménages' problem poses the following question. Some consider it to be desirable that men and women alternate when seated at a circular table. If n couples are seated randomly according to this rule, show that the probability that nobody sits next to his or her partner is

$$\frac{1}{n!} \sum_{k=0}^n (-1)^k \frac{2n}{2n-k} \binom{2n-k}{k} (n-k)!$$

You may find it useful to show first that the number of ways of selecting k non-overlapping pairs of adjacent seats is $\binom{2n-k}{k} 2n(2n-k)^{-1}$.

24. An urn contains b blue balls and r red balls. They are removed at random and not replaced. Show that the probability that the first red ball drawn is the $(k + 1)$ th ball drawn equals $\binom{r+b-k-1}{r-1} / \binom{r+b}{b}$. Find the probability that the last ball drawn is red.

25. An urn contains a azure balls and c carmine balls, where $ac \neq 0$. Balls are removed at random and discarded until the first time that a ball (B , say) is removed having a different colour from its predecessor. The ball B is now replaced and the procedure restarted. This process continues until the last ball is drawn from the urn. Show that this last ball is equally likely to be azure or carmine.

26. Protocols. A pack of four cards contains one spade, one club, and the two red aces. You deal two cards faces downwards at random in front of a truthful friend. She inspects them and tells you that one of them is the ace of hearts. What is the chance that the other card is the ace of diamonds? Perhaps $\frac{1}{3}$?

Suppose that your friend's protocol was:

- (a) with no red ace, say "no red ace",
- (b) with the ace of hearts, say "ace of hearts",
- (c) with the ace of diamonds but not the ace of hearts, say "ace of diamonds".

Show that the probability in question is $\frac{1}{3}$.

Devise a possible protocol for your friend such that the probability in question is zero.

27. Eddington's controversy. Four witnesses, A, B, C, and D, at a trial each speak the truth with probability $\frac{1}{3}$ independently of each other. In their testimonies, A claimed that B denied that C declared that D lied. What is the (conditional) probability that D told the truth? [This problem seems to have appeared first as a parody in a university magazine of the 'typical' Cambridge Philosophy Tripos question.]

28. The probabilistic method. 10 per cent of the surface of a sphere is coloured blue, the rest is red. Show that, irrespective of the manner in which the colours are distributed, it is possible to inscribe a cube in S with all its vertices red.

29. Repulsion. The event A is said to be repelled by the event B if $\mathbb{P}(A | B) < \mathbb{P}(A)$, and to be attracted by B if $\mathbb{P}(A | B) > \mathbb{P}(A)$. Show that if B attracts A , then A attracts B , and B^c repels A .

If A attracts B , and B attracts C , does A attract C ?

30. Birthdays. If m students born on independent days in 1991 are attending a lecture, show that the probability that at least two of them share a birthday is $p = 1 - (365)! / \{(365 - m)! 365^m\}$. Show that $p > \frac{1}{2}$ when $m = 23$.

31. Lottery. You choose r of the first n positive integers, and a lottery chooses a random subset L of the same size. What is the probability that:

- (a) L includes no consecutive integers?
- (b) L includes exactly one pair of consecutive integers?
- (c) the numbers in L are drawn in increasing order?
- (d) your choice of numbers is the same as L ?
- (e) there are exactly k of your numbers matching members of L ?

32. Bridge. During a game of bridge, you are dealt at random a hand of thirteen cards. With an obvious notation, show that $\mathbb{P}(4S, 3H, 3D, 3C) \simeq 0.026$ and $\mathbb{P}(4S, 4H, 3D, 2C) \simeq 0.018$. However if suits are not specified, so numbers denote the shape of your hand, show that $\mathbb{P}(4, 3, 3, 3) \simeq 0.11$ and $\mathbb{P}(4, 4, 3, 2) \simeq 0.22$.

33. Poker. During a game of poker, you are dealt a five-card hand at random. With the convention that aces may count high or low, show that:

$$\begin{array}{lll} \mathbb{P}(1 \text{ pair}) \simeq 0.423, & \mathbb{P}(2 \text{ pairs}) \simeq 0.0475, & \mathbb{P}(3 \text{ of a kind}) \simeq 0.021, \\ \mathbb{P}(\text{straight}) \simeq 0.0039, & \mathbb{P}(\text{flush}) \simeq 0.0020, & \mathbb{P}(\text{full house}) \simeq 0.0014, \\ \mathbb{P}(4 \text{ of a kind}) \simeq 0.00024, & \mathbb{P}(\text{straight flush}) \simeq 0.000015. & \end{array}$$

34. Poker dice. There are five dice each displaying 9, 10, J, Q, K, A. Show that, when rolled:

$$\begin{aligned} \mathbb{P}(\text{1 pair}) &\simeq 0.46, & \mathbb{P}(\text{2 pairs}) &\simeq 0.23, & \mathbb{P}(\text{3 of a kind}) &\simeq 0.15, \\ \mathbb{P}(\text{no 2 alike}) &\simeq 0.093, & \mathbb{P}(\text{full house}) &\simeq 0.039, & \mathbb{P}(\text{4 of a kind}) &\simeq 0.019, \\ \mathbb{P}(\text{5 of a kind}) &\simeq 0.0008. \end{aligned}$$

35. You are lost in the National Park of **Bandrika**†. Tourists comprise two-thirds of the visitors to the park, and give a correct answer to requests for directions with probability $\frac{3}{4}$. (Answers to repeated questions are independent, even if the question and the person are the same.) If you ask a Bandrikan for directions, the answer is always false.

- You ask a passer-by whether the exit from the Park is East or West. The answer is East. What is the probability this is correct?
- You ask the same person again, and receive the same reply. Show the probability that it is correct is $\frac{1}{2}$.
- You ask the same person again, and receive the same reply. What is the probability that it is correct?
- You ask for the fourth time, and receive the answer East. Show that the probability it is correct is $\frac{27}{70}$.
- Show that, had the fourth answer been West instead, the probability that East is nevertheless correct is $\frac{9}{10}$.

36. Mr Bayes goes to Bandrika. Tom is in the same position as you were in the previous problem, but he has reason to believe that, with probability ϵ , East is the correct answer. Show that:

- whatever answer first received, Tom continues to believe that East is correct with probability ϵ ,
- if the first two replies are the same (that is, either WW or EE), Tom continues to believe that East is correct with probability ϵ ,
- after three like answers, Tom will calculate as follows, in the obvious notation:

$$\mathbb{P}(\text{East correct} \mid \text{EEE}) = \frac{9\epsilon}{11 - 2\epsilon}, \quad \mathbb{P}(\text{East correct} \mid \text{WWW}) = \frac{11\epsilon}{9 + 2\epsilon}.$$

Evaluate these when $\epsilon = \frac{9}{20}$.

37. Bonferroni's inequality. Show that

$$\mathbb{P}\left(\bigcup_{r=1}^n A_r\right) \geq \sum_{r=1}^n \mathbb{P}(A_r) - \sum_{r < k} \mathbb{P}(A_r \cap A_k).$$

38. Kounias's inequality. Show that

$$\mathbb{P}\left(\bigcup_{r=1}^n A_r\right) \leq \min_k \left\{ \sum_{r=1}^n \mathbb{P}(A_r) - \sum_{r:r \neq k} \mathbb{P}(A_r \cap A_k) \right\}.$$

39. The n passengers for a Bell-Air flight in an airplane with n seats have been told their seat numbers. They get on the plane one by one. The first person sits in the wrong seat. Subsequent passengers sit in their assigned seats whenever they find them available, or otherwise in a randomly chosen empty seat. What is the probability that the last passenger finds his seat free?

†A fictional country made famous in the Hitchcock film 'The Lady Vanishes'.

Random variables and their distributions

Summary. Quantities governed by randomness correspond to functions on the probability space called random variables. The value taken by a random variable is subject to chance, and the associated likelihoods are described by a function called the distribution function. Two important classes of random variables are discussed, namely discrete variables and continuous variables. The law of averages, known also as the law of large numbers, states that the proportion of successes in a long run of independent trials converges to the probability of success in any one trial. This result provides a mathematical basis for a philosophical view of probability based on repeated experimentation. Worked examples involving random variables and their distributions are included, and the chapter terminates with sections on random vectors and on Monte Carlo simulation.

2.1 Random variables

We shall not always be interested in an experiment itself, but rather in some consequence of its random outcome. For example, many gamblers are more concerned with their losses than with the games which give rise to them. Such consequences, when real valued, may be thought of as functions which map Ω into the real line \mathbb{R} , and these functions are called ‘random† variables’.

(1) Example. A fair coin is tossed twice: $\Omega = \{\text{HH}, \text{HT}, \text{TH}, \text{TT}\}$. For $\omega \in \Omega$, let $X(\omega)$ be the number of heads, so that

$$X(\text{HH}) = 2, \quad X(\text{HT}) = X(\text{TH}) = 1, \quad X(\text{TT}) = 0.$$

Now suppose that a gambler wagers his fortune of $\mathcal{L}1$ on the result of this experiment. He gambles cumulatively so that his fortune is doubled each time a head appears, and is annihilated on the appearance of a tail. His subsequent fortune W is a random variable given by

$$W(\text{HH}) = 4, \quad W(\text{HT}) = W(\text{TH}) = W(\text{TT}) = 0. \quad \bullet$$

†Derived from the Old French word *randon* meaning ‘haste’.

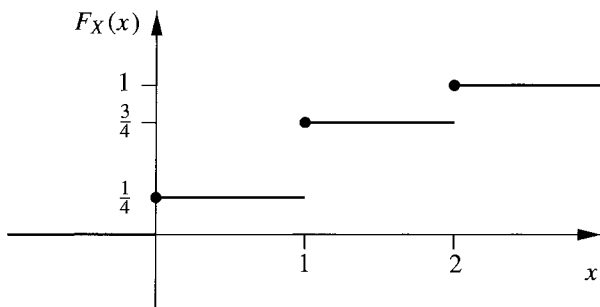


Figure 2.1. The distribution function F_X of the random variable X of Examples (1) and (5).

After the experiment is done and the outcome $\omega \in \Omega$ is known, a random variable $X : \Omega \rightarrow \mathbb{R}$ takes some value. In general this numerical value is more likely to lie in certain subsets of \mathbb{R} than in certain others, depending on the probability space $(\Omega, \mathcal{F}, \mathbb{P})$ and the function X itself. We wish to be able to describe the distribution of the likelihoods of possible values of X . Example (1) above suggests that we might do this through the function $f : \mathbb{R} \rightarrow [0, 1]$ defined by

$$f(x) = \text{probability that } X \text{ is equal to } x,$$

but this turns out to be inappropriate in general. Rather, we use the *distribution function* $F : \mathbb{R} \rightarrow \mathbb{R}$ defined by

$$F(x) = \text{probability that } X \text{ does not exceed } x.$$

More rigorously, this is

$$(2) \quad F(x) = \mathbb{P}(A(x))$$

where $A(x) \subseteq \Omega$ is given by $A(x) = \{\omega \in \Omega : X(\omega) \leq x\}$. However, \mathbb{P} is a function on the collection \mathcal{F} of events; we cannot discuss $\mathbb{P}(A(x))$ unless $A(x)$ belongs to \mathcal{F} , and so we are led to the following definition.

(3) Definition. A **random variable** is a function $X : \Omega \rightarrow \mathbb{R}$ with the property that $\{\omega \in \Omega : X(\omega) \leq x\} \in \mathcal{F}$ for each $x \in \mathbb{R}$. Such a function is said to be **\mathcal{F} -measurable**.

If you so desire, you may pay no attention to the technical condition in the definition and think of random variables simply as functions mapping Ω into \mathbb{R} . We shall always use upper-case letters, such as X , Y , and Z , to represent generic random variables, whilst lower-case letters, such as x , y , and z , will be used to represent possible numerical values of these variables. Do not confuse this notation in your written work.

Every random variable has a distribution function, given by (2); distribution functions are very important and useful.

(4) Definition. The **distribution function** of a random variable X is the function $F : \mathbb{R} \rightarrow [0, 1]$ given by $F(x) = \mathbb{P}(X \leq x)$.

This is the obvious abbreviation of equation (2). Events written as $\{\omega \in \Omega : X(\omega) \leq x\}$ are commonly abbreviated to $\{\omega : X(\omega) \leq x\}$ or $\{X \leq x\}$. We write F_X where it is necessary to emphasize the role of X .

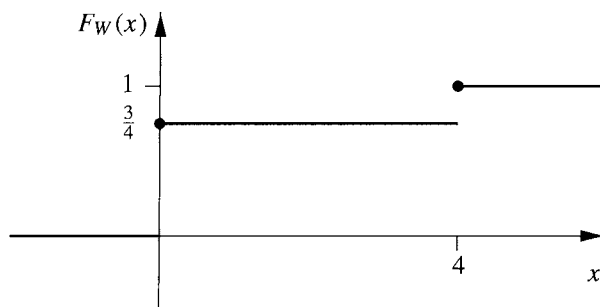


Figure 2.2. The distribution function F_W of the random variable W of Examples (1) and (5).

(5) Example (1) revisited. The distribution function F_X of X is given by

$$F_X(x) = \begin{cases} 0 & \text{if } x < 0, \\ \frac{1}{4} & \text{if } 0 \leq x < 1, \\ \frac{3}{4} & \text{if } 1 \leq x < 2, \\ 1 & \text{if } x \geq 2, \end{cases}$$

and is sketched in Figure 2.1. The distribution function F_W of W is given by

$$F_W(x) = \begin{cases} 0 & \text{if } x < 0, \\ \frac{3}{4} & \text{if } 0 \leq x < 4, \\ 1 & \text{if } x \geq 4, \end{cases}$$

and is sketched in Figure 2.2. This illustrates the important point that the distribution function of a random variable X tells us about the values taken by X and their relative likelihoods, rather than about the sample space and the collection of events. ●

(6) Lemma. A distribution function F has the following properties:

- $\lim_{x \rightarrow -\infty} F(x) = 0$, $\lim_{x \rightarrow \infty} F(x) = 1$,
- if $x < y$ then $F(x) \leq F(y)$,
- F is right-continuous, that is, $F(x+h) \rightarrow F(x)$ as $h \downarrow 0$.

Proof.

- Let $B_n = \{\omega \in \Omega : X(\omega) \leq -n\} = \{X \leq -n\}$. The sequence B_1, B_2, \dots is decreasing with the empty set as limit. Thus, by Lemma (1.3.5), $\mathbb{P}(B_n) \rightarrow \mathbb{P}(\emptyset) = 0$. The other part is similar.
- Let $A(x) = \{X \leq x\}$, $A(x, y) = \{x < X \leq y\}$. Then $A(y) = A(x) \cup A(x, y)$ is a disjoint union, and so by Definition (1.3.1),

$$\mathbb{P}(A(y)) = \mathbb{P}(A(x)) + \mathbb{P}(A(x, y))$$

giving

$$F(y) = F(x) + \mathbb{P}(x < X \leq y) \geq F(x).$$

- This is an *exercise*. Use Lemma (1.3.5). ■

Actually, this lemma characterizes distribution functions. That is to say, F is the distribution function of some random variable if and only if it satisfies (6a), (6b), and (6c).

For the time being we can forget all about probability spaces and concentrate on random variables and their distribution functions. The distribution function F of X contains a great deal of information about X .

(7) Example. Constant variables. The simplest random variable takes a constant value on the whole domain Ω . Let $c \in \mathbb{R}$ and define $X : \Omega \rightarrow \mathbb{R}$ by

$$X(\omega) = c \quad \text{for all } \omega \in \Omega.$$

The distribution function $F(x) = \mathbb{P}(X \leq x)$ is the step function

$$F(x) = \begin{cases} 0 & x < c, \\ 1 & x \geq c. \end{cases}$$

Slightly more generally, we call X *constant (almost surely)* if there exists $c \in \mathbb{R}$ such that $\mathbb{P}(X = c) = 1$. ●

(8) Example. Bernoulli variables. Consider Example (1.3.2). Let $X : \Omega \rightarrow \mathbb{R}$ be given by

$$X(H) = 1, \quad X(T) = 0.$$

Then X is the simplest non-trivial random variable, having two possible values, 0 and 1. Its distribution function $F(x) = \mathbb{P}(X \leq x)$ is

$$F(x) = \begin{cases} 0 & x < 0, \\ 1 - p & 0 \leq x < 1, \\ 1 & x \geq 1. \end{cases}$$

X is said to have the *Bernoulli distribution* sometimes denoted $\text{Bern}(p)$. ●

(9) Example. Indicator functions. A particular class of Bernoulli variables is very useful in probability theory. Let A be an event and let $I_A : \Omega \rightarrow \mathbb{R}$ be the *indicator function* of A ; that is,

$$I_A(\omega) = \begin{cases} 1 & \text{if } \omega \in A, \\ 0 & \text{if } \omega \in A^c. \end{cases}$$

Then I_A is a Bernoulli random variable taking the values 1 and 0 with probabilities $\mathbb{P}(A)$ and $\mathbb{P}(A^c)$ respectively. Suppose $\{B_i : i \in I\}$ is a family of disjoint events with $A \subseteq \bigcup_{i \in I} B_i$. Then

$$(10) \quad I_A = \sum_i I_{A \cap B_i},$$

an identity which is often useful. ●

(11) Lemma. Let F be the distribution function of X . Then

- (a) $\mathbb{P}(X > x) = 1 - F(x)$,
- (b) $\mathbb{P}(x < X \leq y) = F(y) - F(x)$,
- (c) $\mathbb{P}(X = x) = F(x) - \lim_{y \uparrow x} F(y)$.

Proof. (a) and (b) are *exercises*.

- (c) Let $B_n = \{x - 1/n < X \leq x\}$ and use the method of proof of Lemma (6). ■

Note one final piece of jargon for future use. A random variable X with distribution function F is said to have two ‘tails’ given by

$$T_1(x) = \mathbb{P}(X > x) = 1 - F(x), \quad T_2(x) = \mathbb{P}(X \leq x) = F(x),$$

where x is large and positive. We shall see later that the rates at which the T_i decay to zero as $x \rightarrow \infty$ have a substantial effect on the existence or non-existence of certain associated quantities called the ‘moments’ of the distribution.

Exercises for Section 2.1

1. Let X be a random variable on a given probability space, and let $a \in \mathbb{R}$. Show that
 - (i) aX is a random variable,
 - (ii) $X - X = 0$, the random variable taking the value 0 always, and $X + X = 2X$.
2. A random variable X has distribution function F . What is the distribution function of $Y = aX + b$, where a and b are real constants?
3. A fair coin is tossed n times. Show that, under reasonable assumptions, the probability of exactly k heads is $\binom{n}{k} (\frac{1}{2})^n$. What is the corresponding quantity when heads appears with probability p on each toss?
4. Show that if F and G are distribution functions and $0 \leq \lambda \leq 1$ then $\lambda F + (1 - \lambda)G$ is a distribution function. Is the product FG a distribution function?
5. Let F be a distribution function and r a positive integer. Show that the following are distribution functions:
 - (a) $F(x)^r$,
 - (b) $1 - \{1 - F(x)\}^r$,
 - (c) $F(x) + \{1 - F(x)\} \log\{1 - F(x)\}$,
 - (d) $\{F(x) - 1\}e + \exp\{1 - F(x)\}$.

2.2 The law of averages

We may recall the discussion in Section 1.3 of repeated experimentation. In each of N repetitions of an experiment, we observe whether or not a given event A occurs, and we write $N(A)$ for the total number of occurrences of A . One possible philosophical underpinning of probability theory requires that the proportion $N(A)/N$ settles down as $N \rightarrow \infty$ to some limit interpretable as the ‘probability of A ’. Is our theory to date consistent with such a requirement?

With this question in mind, let us suppose that A_1, A_2, \dots is a sequence of independent events having equal probability $\mathbb{P}(A_i) = p$, where $0 < p < 1$; such an assumption requires of

course the existence of a corresponding probability space $(\Omega, \mathcal{F}, \mathbb{P})$, but we do not plan to get bogged down in such matters here. We think of A_i as being the event ‘that A occurs on the i th experiment’. We write $S_n = \sum_{i=1}^n I_{A_i}$, the sum of the indicator functions of A_1, A_2, \dots, A_n ; S_n is a random variable which counts the number of occurrences of A_i for $1 \leq i \leq n$ (certainly S_n is a function of Ω , since it is the sum of such functions, and it is left as an *exercise* to show that S_n is \mathcal{F} -measurable). The following result concerning the ratio $n^{-1}S_n$ was proved by James Bernoulli before 1692.

(1) Theorem. *It is the case that $n^{-1}S_n$ converges to p as $n \rightarrow \infty$ in the sense that, for all $\epsilon > 0$,*

$$\mathbb{P}(p - \epsilon \leq n^{-1}S_n \leq p + \epsilon) \rightarrow 1 \quad \text{as } n \rightarrow \infty.$$

There are certain technicalities involved in the study of the convergence of random variables (see Chapter 7), and this is the reason for the careful statement of the theorem. For the time being, we encourage the reader to interpret the theorem as asserting simply that the proportion $n^{-1}S_n$ of times that the events A_1, A_2, \dots, A_n occur converges as $n \rightarrow \infty$ to their common probability p . We shall see later how important it is to be careful when making such statements.

Interpreted in terms of tosses of a fair coin, the theorem implies that the proportion of heads is (with large probability) near to $\frac{1}{2}$. As a caveat regarding the difficulties inherent in studying the convergence of random variables, we remark that it is *not* true that, in a ‘typical’ sequence of tosses of a fair coin, heads outnumber tails about one-half of the time.

Proof. Suppose that we toss a coin repeatedly, and heads occurs on each toss with probability p . The random variable S_n has the same probability distribution as the number H_n of heads which occur during the first n tosses, which is to say that $\mathbb{P}(S_n = k) = \mathbb{P}(H_n = k)$ for all k . It follows that, for small positive values of ϵ ,

$$\mathbb{P}\left(\frac{1}{n}S_n \geq p + \epsilon\right) = \sum_{k \geq n(p+\epsilon)} \mathbb{P}(H_n = k).$$

We have from Exercise (2.1.3) that

$$\mathbb{P}(H_n = k) = \binom{n}{k} p^k (1-p)^{n-k} \quad \text{for } 0 \leq k \leq n,$$

and hence

$$(2) \quad \mathbb{P}\left(\frac{1}{n}S_n \geq p + \epsilon\right) = \sum_{k=m}^n \binom{n}{k} p^k (1-p)^{n-k}$$

where $m = \lceil n(p + \epsilon) \rceil$, the least integer not less than $n(p + \epsilon)$. The following argument is standard in probability theory. Let $\lambda > 0$ and note that $e^{\lambda k} \geq e^{\lambda n(p+\epsilon)}$ if $k \geq m$. Writing $q = 1 - p$, we have that

$$\begin{aligned} \mathbb{P}\left(\frac{1}{n}S_n \geq p + \epsilon\right) &\leq \sum_{k=m}^n e^{\lambda[k-n(p+\epsilon)]} \binom{n}{k} p^k q^{n-k} \\ &\leq e^{-\lambda n \epsilon} \sum_{k=0}^n \binom{n}{k} (pe^{\lambda q})^k (qe^{-\lambda p})^{n-k} \\ &= e^{-\lambda n \epsilon} (pe^{\lambda q} + qe^{-\lambda p})^n, \end{aligned}$$

by the binomial theorem. It is a simple *exercise* to show that $e^x \leq x + e^{x^2}$ for $x \in \mathbb{R}$. With the aid of this inequality, we obtain

$$(3) \quad \mathbb{P}\left(\frac{1}{n}S_n \geq p + \epsilon\right) \leq e^{-\lambda n\epsilon} [pe^{\lambda^2 q^2} + qe^{\lambda^2 p^2}]^n \\ \leq e^{\lambda^2 n - \lambda n\epsilon}.$$

We can pick λ to minimize the right-hand side, namely $\lambda = \frac{1}{2}\epsilon$, giving

$$(4) \quad \mathbb{P}\left(\frac{1}{n}S_n \geq p + \epsilon\right) \leq e^{-\frac{1}{4}n\epsilon^2} \quad \text{for } \epsilon > 0,$$

an inequality that is known as ‘Bernstein’s inequality’. It follows immediately that $\mathbb{P}(n^{-1}S_n \geq p + \epsilon) \rightarrow 0$ as $n \rightarrow \infty$. An exactly analogous argument shows that $\mathbb{P}(n^{-1}S_n \leq p - \epsilon) \rightarrow 0$ as $n \rightarrow \infty$, and thus the theorem is proved. ■

Bernstein’s inequality (4) is rather powerful, asserting that the chance that S_n exceeds its mean by a quantity of order n tends to zero *exponentially fast* as $n \rightarrow \infty$; such an inequality is known as a ‘large-deviation estimate’. We may use the inequality to prove rather more than the conclusion of the theorem. Instead of estimating the chance that, for a specific value of n , S_n lies between $n(p - \epsilon)$ and $n(p + \epsilon)$, let us estimate the chance that this occurs *for all large n* . Writing $A_n = \{p - \epsilon \leq n^{-1}S_n \leq p + \epsilon\}$, we wish to estimate $\mathbb{P}(\bigcap_{n=m}^{\infty} A_n)$. Now the complement of this intersection is the event $\bigcup_{n=m}^{\infty} A_n^c$, and the probability of this union satisfies, by the inequalities of Boole and Bernstein,

$$(5) \quad \mathbb{P}\left(\bigcup_{n=m}^{\infty} A_n^c\right) \leq \sum_{n=m}^{\infty} \mathbb{P}(A_n^c) \leq \sum_{n=m}^{\infty} 2e^{-\frac{1}{4}n\epsilon^2} \rightarrow 0 \quad \text{as } m \rightarrow \infty,$$

giving that, as required,

$$(6) \quad \mathbb{P}\left(p - \epsilon \leq \frac{1}{n}S_n \leq p + \epsilon \text{ for all } n \geq m\right) \rightarrow 1 \quad \text{as } m \rightarrow \infty.$$

Exercises for Section 2.2

1. You wish to ask each of a large number of people a question to which the answer “yes” is embarrassing. The following procedure is proposed in order to determine the embarrassed fraction of the population. As the question is asked, a coin is tossed out of sight of the questioner. If the answer would have been “no” and the coin shows heads, then the answer “yes” is given. Otherwise people respond truthfully. What do you think of this procedure?
2. A coin is tossed repeatedly and heads turns up on each toss with probability p . Let H_n and T_n be the numbers of heads and tails in n tosses. Show that, for $\epsilon > 0$,

$$\mathbb{P}\left(2p - 1 - \epsilon \leq \frac{1}{n}(H_n - T_n) \leq 2p - 1 + \epsilon\right) \rightarrow 1 \quad \text{as } n \rightarrow \infty.$$

3. Let $\{X_r : r \geq 1\}$ be observations which are independent and identically distributed with unknown distribution function F . Describe and justify a method for estimating $F(x)$.

2.3 Discrete and continuous variables

Much of the study of random variables is devoted to distribution functions, characterized by Lemma (2.1.6). The general theory of distribution functions and their applications is quite difficult and abstract and is best omitted at this stage. It relies on a rigorous treatment of the construction of the Lebesgue–Stieltjes integral; this is sketched in Section 5.6. However, things become much easier if we are prepared to restrict our attention to certain subclasses of random variables specified by properties which make them tractable. We shall consider in depth the collection of ‘discrete’ random variables and the collection of ‘continuous’ random variables.

(1) Definition. The random variable X is called **discrete** if it takes values in some countable subset $\{x_1, x_2, \dots\}$, only, of \mathbb{R} . The discrete random variable X has **(probability) mass function** $f : \mathbb{R} \rightarrow [0, 1]$ given by $f(x) = \mathbb{P}(X = x)$.

We shall see that the distribution function of a discrete variable has jump discontinuities at the values x_1, x_2, \dots and is constant in between; such a distribution is called *atomic*. This contrasts sharply with the other important class of distribution functions considered here.

(2) Definition. The random variable X is called **continuous** if its distribution function can be expressed as

$$F(x) = \int_{-\infty}^x f(u) du \quad x \in \mathbb{R},$$

for some integrable function $f : \mathbb{R} \rightarrow [0, \infty)$ called the **(probability) density function** of X .

The distribution function of a continuous random variable is certainly continuous (actually it is ‘absolutely continuous’). For the moment we are concerned only with discrete variables and continuous variables. There is another sort of random variable, called ‘singular’, for a discussion of which the reader should look elsewhere. A common example of this phenomenon is based upon the Cantor ternary set (see Grimmett and Welsh 1986, or Billingsley 1995). Other variables are ‘mixtures’ of discrete, continuous, and singular variables. Note that the word ‘continuous’ is a misnomer when used in this regard: in describing X as continuous, we are referring to a property of its distribution function rather than of the random variable (function) X itself.

(3) Example. Discrete variables. The variables X and W of Example (2.1.1) take values in the sets $\{0, 1, 2\}$ and $\{0, 4\}$ respectively; they are both discrete. ●

(4) Example. Continuous variables. A straight rod is flung down at random onto a horizontal plane and the angle ω between the rod and true north is measured. The result is a number in $\Omega = [0, 2\pi)$. Never mind about \mathcal{F} for the moment; we can suppose that \mathcal{F} contains all nice subsets of Ω , including the collection of open subintervals such as (a, b) , where $0 \leq a < b < 2\pi$. The implicit symmetry suggests the probability measure \mathbb{P} which satisfies $\mathbb{P}((a, b)) = (b - a)/(2\pi)$; that is to say, the probability that the angle lies in some interval is directly proportional to the length of the interval. Here are two random variables X and Y :

$$X(\omega) = \omega, \quad Y(\omega) = \omega^2.$$

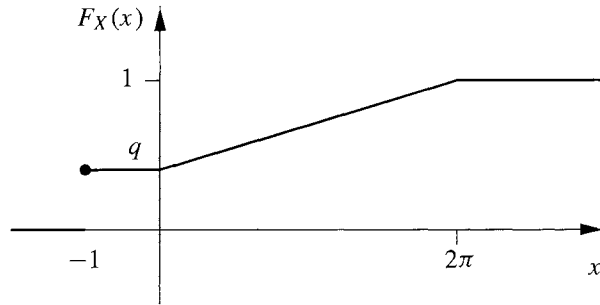


Figure 2.3. The distribution function F_X of the random variable X in Example (5).

Notice that Y is a function of X in that $Y = X^2$. The distribution functions of X and Y are

$$F_X(x) = \begin{cases} 0 & x \leq 0, \\ x/(2\pi) & 0 \leq x < 2\pi, \\ 1 & x \geq 2\pi, \end{cases} \quad F_Y(y) = \begin{cases} 0 & y \leq 0, \\ \sqrt{y}/(2\pi) & 0 \leq y < 4\pi^2, \\ 1 & y \geq 4\pi^2. \end{cases}$$

To see this, let $0 \leq x < 2\pi$ and $0 \leq y < 4\pi^2$. Then

$$\begin{aligned} F_X(x) &= \mathbb{P}(\{\omega \in \Omega : 0 \leq X(\omega) \leq x\}) \\ &= \mathbb{P}(\{\omega \in \Omega : 0 \leq \omega \leq x\}) = x/(2\pi), \\ F_Y(y) &= \mathbb{P}(\{\omega : Y(\omega) \leq y\}) \\ &= \mathbb{P}(\{\omega : \omega^2 \leq y\}) = \mathbb{P}(\{\omega : 0 \leq \omega \leq \sqrt{y}\}) = \mathbb{P}(X \leq \sqrt{y}) \\ &= \sqrt{y}/(2\pi). \end{aligned}$$

The random variables X and Y are continuous because

$$F_X(x) = \int_{-\infty}^x f_X(u) du, \quad F_Y(y) = \int_{-\infty}^y f_Y(u) du,$$

where

$$f_X(u) = \begin{cases} 1/(2\pi) & \text{if } 0 \leq u \leq 2\pi, \\ 0 & \text{otherwise,} \end{cases}$$

$$f_Y(u) = \begin{cases} u^{-1/2}/(4\pi) & \text{if } 0 \leq u \leq 4\pi^2, \\ 0 & \text{otherwise.} \end{cases}$$

(5) Example. A random variable which is neither continuous nor discrete. A coin is tossed, and a head turns up with probability $p (= 1 - q)$. If a head turns up then a rod is flung on the ground and the angle measured as in Example (4). Then $\Omega = \{T\} \cup \{(H, x) : 0 \leq x < 2\pi\}$, in the obvious notation. Let $X : \Omega \rightarrow \mathbb{R}$ be given by

$$X(T) = -1, \quad X((H, x)) = x.$$

The random variable X takes values in $\{-1\} \cup [0, 2\pi)$ (see Figure 2.3 for a sketch of its distribution function). We say that X is continuous with the exception of a ‘point mass (or atom) at -1 ’.

Exercises for Section 2.3

- Let X be a random variable with distribution function F , and let $a = (a_m : -\infty < m < \infty)$ be a strictly increasing sequence of real numbers satisfying $a_{-m} \rightarrow -\infty$ and $a_m \rightarrow \infty$ as $m \rightarrow \infty$. Define $G(x) = \mathbb{P}(X \leq a_m)$ when $a_{m-1} \leq x < a_m$, so that G is the distribution function of a discrete random variable. How does the function G behave as the sequence a is chosen in such a way that $\sup_m |a_m - a_{m-1}|$ becomes smaller and smaller?
- Let X be a random variable and let $g : \mathbb{R} \rightarrow \mathbb{R}$ be continuous and strictly increasing. Show that $Y = g(X)$ is a random variable.
- Let X be a random variable with distribution function

$$\mathbb{P}(X \leq x) = \begin{cases} 0 & \text{if } x \leq 0, \\ x & \text{if } 0 < x \leq 1, \\ 1 & \text{if } x > 1. \end{cases}$$

Let F be a distribution function which is continuous and strictly increasing. Show that $Y = F^{-1}(X)$ is a random variable having distribution function F . Is it necessary that F be continuous and/or strictly increasing?

4. Show that, if f and g are density functions, and $0 \leq \lambda \leq 1$, then $\lambda f + (1 - \lambda)g$ is a density. Is the product fg a density function?

5. Which of the following are density functions? Find c and the corresponding distribution function F for those that are.

- $f(x) = \begin{cases} cx^{-d} & x > 1, \\ 0 & \text{otherwise.} \end{cases}$
 - $f(x) = ce^x(1 + e^x)^{-2}$, $x \in \mathbb{R}$.
-

2.4 Worked examples

(1) Example. Darts. A dart is flung at a circular target of radius 3. We can think of the hitting point as the outcome of a random experiment; we shall suppose for simplicity that the player is guaranteed to hit the target somewhere. Setting the centre of the target at the origin of \mathbb{R}^2 , we see that the sample space of this experiment is

$$\Omega = \{(x, y) : x^2 + y^2 < 9\}.$$

Never mind about the collection \mathcal{F} of events. Let us suppose that, roughly speaking, the probability that the dart lands in some region A is proportional to its area $|A|$. Thus

$$(2) \quad \mathbb{P}(A) = |A|/(9\pi).$$

The scoring system is as follows. The target is partitioned by three concentric circles C_1 , C_2 , and C_3 , centered at the origin with radii 1, 2, and 3. These circles divide the target into three annuli A_1 , A_2 , and A_3 , where

$$A_k = \{(x, y) : k - 1 \leq \sqrt{x^2 + y^2} < k\}.$$

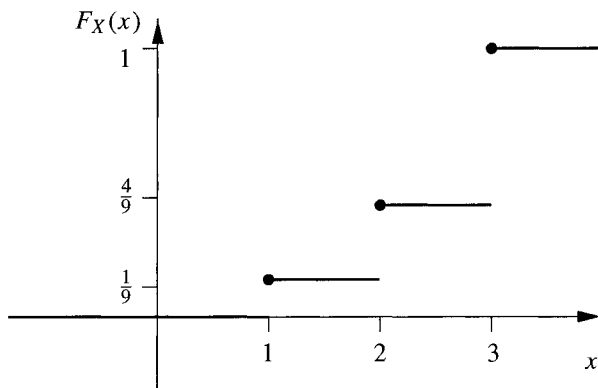


Figure 2.4. The distribution function F_X of X in Example (1).

We suppose that the player scores an amount k if and only if the dart hits A_k . The resulting score X is the random variable given by

$$X(\omega) = k \quad \text{whenever } \omega \in A_k.$$

What is its distribution function?

Solution. Clearly

$$\mathbb{P}(X = k) = \mathbb{P}(A_k) = |A_k|/(9\pi) = \frac{1}{9}(2k - 1), \quad \text{for } k = 1, 2, 3,$$

and so the distribution function of X is given by

$$F_X(r) = \mathbb{P}(X \leq r) = \begin{cases} 0 & \text{if } r < 1, \\ \frac{1}{9}\lfloor r \rfloor^2 & \text{if } 1 \leq r < 3, \\ 1 & \text{if } r \geq 3, \end{cases}$$

where $\lfloor r \rfloor$ denotes the largest integer not larger than r (see Figure 2.4). ●

(3) Example. Continuation of (1). Let us consider a revised method of scoring in which the player scores an amount equal to the distance between the hitting point ω and the centre of the target. This time the score Y is a random variable given by

$$Y(\omega) = \sqrt{x^2 + y^2}, \quad \text{if } \omega = (x, y).$$

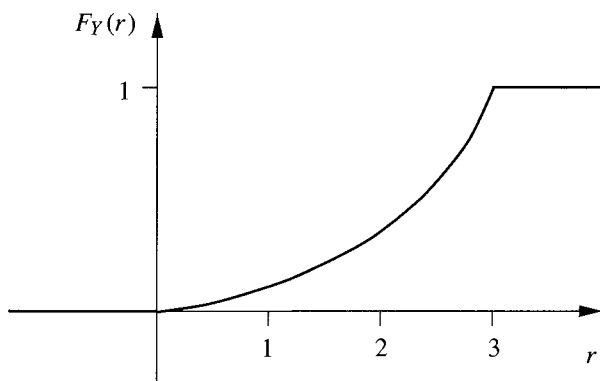
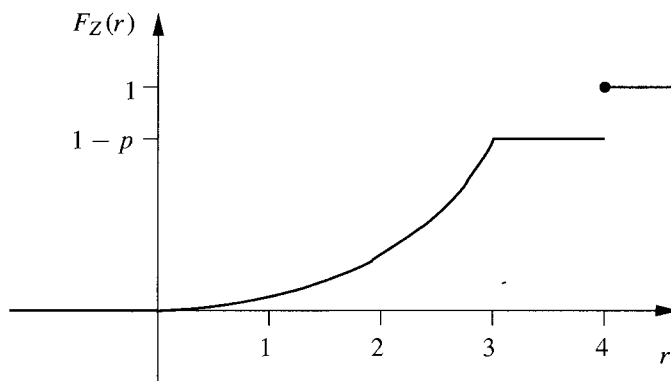
What is the distribution function of Y ?

Solution. For any real r let C_r denote the disc with centre $(0, 0)$ and radius r , that is

$$C_r = \{(x, y) : x^2 + y^2 \leq r^2\}.$$

Then

$$F_Y(r) = \mathbb{P}(Y \leq r) = \mathbb{P}(C_r) = \frac{1}{9}r^2 \quad \text{if } 0 \leq r \leq 3.$$

Figure 2.5. The distribution function F_Y of Y in Example (3).Figure 2.6. The distribution function F_Z of Z in Example (4).

This distribution function is sketched in Figure 2.5. ●

(4) Example. Continuation of (1). Now suppose that the player fails to hit the target with fixed probability p ; if he is successful then we suppose that the distribution of the hitting point is described by equation (2). His score is specified as follows. If he hits the target then he scores an amount equal to the distance between the hitting point and the centre; if he misses then he scores 4. What is the distribution function of his score Z ?

Solution. Clearly Z takes values in the interval $[0, 4]$. Use Lemma (1.4.4) to see that

$$\begin{aligned}
 F_Z(r) &= \mathbb{P}(Z \leq r) \\
 &= \mathbb{P}(Z \leq r \mid \text{hits target})\mathbb{P}(\text{hits target}) + \mathbb{P}(Z \leq r \mid \text{misses target})\mathbb{P}(\text{misses target}) \\
 &= \begin{cases} 0 & \text{if } r < 0, \\ (1-p)F_Y(r) & \text{if } 0 \leq r < 4, \\ 1 & \text{if } r \geq 4, \end{cases}
 \end{aligned}$$

where F_Y is given in Example (3) (see Figure 2.6 for a sketch of F_Z). ●

Exercises for Section 2.4

1. Let X be a random variable with a continuous distribution function F . Find expressions for the distribution functions of the following random variables:

- | | |
|----------------|----------------------|
| (a) X^2 , | (b) \sqrt{X} , |
| (c) $\sin X$, | (d) $G^{-1}(X)$, |
| (e) $F(X)$, | (f) $G^{-1}(F(X))$, |

where G is a continuous and strictly increasing function.

2. **Truncation.** Let X be a random variable with distribution function F , and let $a < b$. Sketch the distribution functions of the ‘truncated’ random variables Y and Z given by

$$Y = \begin{cases} a & \text{if } X < a, \\ X & \text{if } a \leq X \leq b, \\ b & \text{if } X > b, \end{cases} \quad Z = \begin{cases} X & \text{if } |X| \leq b, \\ 0 & \text{if } |X| > b. \end{cases}$$

Indicate how these distribution functions behave as $a \rightarrow -\infty, b \rightarrow \infty$.

2.5 Random vectors

Suppose that X and Y are random variables on the probability space $(\Omega, \mathcal{F}, \mathbb{P})$. Their distribution functions, F_X and F_Y , contain information about their associated probabilities. But how may we encapsulate information about their properties *relative to each other*? The key is to think of X and Y as being the components of a ‘random vector’ (X, Y) taking values in \mathbb{R}^2 , rather than being unrelated random variables each taking values in \mathbb{R} .

(1) **Example. Tontine.** is a scheme wherein subscribers to a common fund each receive an annuity from the fund during his or her lifetime, this annuity increasing as the other subscribers die. When all the subscribers are dead, the fund passes to the French government (this was the case in the first such scheme designed by Lorenzo Tonti around 1653). The performance of the fund depends on the lifetimes L_1, L_2, \dots, L_n of the subscribers (as well as on their wealths), and we may record these as a vector (L_1, L_2, \dots, L_n) of random variables. ●

(2) **Example. Darts.** A dart is flung at a conventional dartboard. The point of striking determines a distance R from the centre, an angle Θ with the upward vertical (measured clockwise, say), and a score S . With this experiment we may associate the random vector (R, Θ, S) , and we note that S is a function of the pair (R, Θ) . ●

(3) **Example. Coin tossing.** Suppose that we toss a coin n times, and set X_i equal to 0 or 1 depending on whether the i th toss results in a tail or a head. We think of the vector $\mathbf{X} = (X_1, X_2, \dots, X_n)$ as describing the result of this composite experiment. The total number of heads is the sum of the entries in \mathbf{X} . ●

An individual random variable X has a distribution function F_X defined by $F_X(x) = \mathbb{P}(X \leq x)$ for $x \in \mathbb{R}$. The corresponding ‘joint’ distribution function of a random vector (X_1, X_2, \dots, X_n) is the quantity $\mathbb{P}(X_1 \leq x_1, X_2 \leq x_2, \dots, X_n \leq x_n)$, a function of n real variables x_1, x_2, \dots, x_n . In order to aid the notation, we introduce an ordering of vectors of

real numbers: for vectors $\mathbf{x} = (x_1, x_2, \dots, x_n)$ and $\mathbf{y} = (y_1, y_2, \dots, y_n)$ we write $\mathbf{x} \leq \mathbf{y}$ if $x_i \leq y_i$ for each $i = 1, 2, \dots, n$.

(4) Definition. The **joint distribution function** of a random vector $\mathbf{X} = (X_1, X_2, \dots, X_n)$ on the probability space $(\Omega, \mathcal{F}, \mathbb{P})$ is the function $F_{\mathbf{X}} : \mathbb{R}^n \rightarrow [0, 1]$ given by $F_{\mathbf{X}}(\mathbf{x}) = \mathbb{P}(\mathbf{X} \leq \mathbf{x})$ for $\mathbf{x} \in \mathbb{R}^n$.

As before, the expression $\{\mathbf{X} \leq \mathbf{x}\}$ is an abbreviation for the event $\{\omega \in \Omega : \mathbf{X}(\omega) \leq \mathbf{x}\}$. Joint distribution functions have properties similar to those of ordinary distribution functions. For example, Lemma (2.1.6) becomes the following.

(5) Lemma. The joint distribution function $F_{X,Y}$ of the random vector (X, Y) has the following properties:

- (a) $\lim_{x,y \rightarrow -\infty} F_{X,Y}(x, y) = 0, \lim_{x,y \rightarrow \infty} F_{X,Y}(x, y) = 1,$
- (b) if $(x_1, y_1) \leq (x_2, y_2)$ then $F_{X,Y}(x_1, y_1) \leq F_{X,Y}(x_2, y_2),$
- (c) $F_{X,Y}$ is continuous from above, in that

$$F_{X,Y}(x + u, y + v) \rightarrow F_{X,Y}(x, y) \quad \text{as } u, v \downarrow 0.$$

We state this lemma for a random vector with only two components X and Y , but the corresponding result for n components is valid also. The proof of the lemma is left as an *exercise*. Rather more is true. It may be seen without great difficulty that

$$(6) \quad \lim_{y \rightarrow \infty} F_{X,Y}(x, y) = F_X(x) (= \mathbb{P}(X \leq x))$$

and similarly

$$(7) \quad \lim_{x \rightarrow \infty} F_{X,Y}(x, y) = F_Y(y) (= \mathbb{P}(Y \leq y)).$$

This more refined version of part (a) of the lemma tells us that we may recapture the individual distribution functions of X and Y from a knowledge of their joint distribution function. The converse is false: it is not generally possible to calculate $F_{X,Y}$ from a knowledge of F_X and F_Y alone. The functions F_X and F_Y are called the ‘marginal’ distribution functions of $F_{X,Y}$.

(8) Example. A schoolteacher asks each member of his or her class to flip a fair coin twice and to record the outcomes. The diligent pupil D does this and records a pair (X_D, Y_D) of outcomes. The lazy pupil L flips the coin only once and writes down the result twice, recording thus a pair (X_L, Y_L) where $X_L = Y_L$. Clearly $X_D, Y_D, X_L,$ and Y_L are random variables with the same distribution functions. However, the pairs (X_D, Y_D) and (X_L, Y_L) have different *joint* distribution functions. In particular, $\mathbb{P}(X_D = Y_D = \text{heads}) = \frac{1}{4}$ since only one of the four possible pairs of outcomes contains heads only, whereas $\mathbb{P}(X_L = Y_L = \text{heads}) = \frac{1}{2}$. ●

Once again there are two classes of random vectors which are particularly interesting: the ‘discrete’ and the ‘continuous’.

(9) Definition. The random variables X and Y on the probability space $(\Omega, \mathcal{F}, \mathbb{P})$ are called **(jointly) discrete** if the vector (X, Y) takes values in some countable subset of \mathbb{R}^2 only. The jointly discrete random variables X, Y have **joint (probability) mass function** $f : \mathbb{R}^2 \rightarrow [0, 1]$ given by $f(x, y) = \mathbb{P}(X = x, Y = y)$.

(10) Definition. The random variables X and Y on the probability space $(\Omega, \mathcal{F}, \mathbb{P})$ are called **(jointly) continuous** if their joint distribution function can be expressed as

$$F_{X,Y}(x, y) = \int_{u=-\infty}^x \int_{v=-\infty}^y f(u, v) du dv \quad x, y \in \mathbb{R},$$

for some integrable function $f : \mathbb{R}^2 \rightarrow [0, \infty)$ called the **joint (probability) density function** of the pair (X, Y) .

We shall return to such questions in later chapters. Meanwhile here are two concrete examples.

(11) Example. Three-sided coin. We are provided with a special three-sided coin, each toss of which results in one of the possibilities H (heads), T (tails), E (edge), each having probability $\frac{1}{3}$. Let H_n, T_n , and E_n be the numbers of such outcomes in n tosses of the coin. The vector (H_n, T_n, E_n) is a vector of random variables satisfying $H_n + T_n + E_n = n$. If the outcomes of different tosses have no influence on each other, it is not difficult to see that

$$\mathbb{P}((H_n, T_n, E_n) = (h, t, e)) = \frac{n!}{h!t!e!} \left(\frac{1}{3}\right)^n$$

for any triple (h, t, e) of non-negative integers with sum n . The random variables H_n, T_n, E_n are (jointly) discrete and are said to have (jointly) the *trinomial* distribution. ●

(12) Example. Darts. Returning to the flung dart of Example (2), let us assume that no region of the dartboard is preferred unduly over any other region of equal area. It may then be shown (see Example (2.4.3)) that

$$\mathbb{P}(R \leq r) = \frac{r^2}{\rho^2}, \quad \mathbb{P}(\Theta \leq \theta) = \frac{\theta}{2\pi}, \quad \text{for } 0 \leq r \leq \rho, 0 \leq \theta \leq 2\pi,$$

where ρ is the radius of the board, and furthermore

$$\mathbb{P}(R \leq r, \Theta \leq \theta) = \mathbb{P}(R \leq r)\mathbb{P}(\Theta \leq \theta).$$

It follows that

$$F_{R,\Theta}(r, \theta) = \int_{u=0}^r \int_{v=0}^{\theta} f(u, v) du dv$$

where

$$f(u, v) = \frac{u}{\pi\rho^2}, \quad 0 \leq u \leq \rho, 0 \leq v \leq 2\pi.$$

The pair (R, Θ) is (jointly) continuous. ●

Exercises for Section 2.5

1. A fair coin is tossed twice. Let X be the number of heads, and let W be the indicator function of the event $\{X = 2\}$. Find $\mathbb{P}(X = x, W = w)$ for all appropriate values of x and w .
2. Let X be a Bernoulli random variable, so that $\mathbb{P}(X = 0) = 1 - p$, $\mathbb{P}(X = 1) = p$. Let $Y = 1 - X$ and $Z = XY$. Find $\mathbb{P}(X = x, Y = y)$ and $\mathbb{P}(X = x, Z = z)$ for $x, y, z \in \{0, 1\}$.
3. The random variables X and Y have joint distribution function

$$F_{X,Y}(x, y) = \begin{cases} 0 & \text{if } x < 0, \\ (1 - e^{-x}) \left(\frac{1}{2} + \frac{1}{\pi} \tan^{-1} y \right) & \text{if } x \geq 0. \end{cases}$$

Show that X and Y are (jointly) continuously distributed.

4. Let X and Y have joint distribution function F . Show that

$$\mathbb{P}(a < X \leq b, c < Y \leq d) = F(b, d) - F(a, d) - F(b, c) + F(a, c)$$

whenever $a < b$ and $c < d$.

5. Let X, Y be discrete random variables taking values in the integers, with joint mass function f . Show that, for integers x, y ,

$$\begin{aligned} f(x, y) &= \mathbb{P}(X \geq x, Y \leq y) - \mathbb{P}(X \geq x + 1, Y \leq y) \\ &\quad - \mathbb{P}(X \geq x, Y \leq y - 1) + \mathbb{P}(X \geq x + 1, Y \leq y - 1). \end{aligned}$$

Hence find the joint mass function of the smallest and largest numbers shown in r rolls of a fair die.

6. Is the function $F(x, y) = 1 - e^{-xy}$, $0 \leq x, y < \infty$, the joint distribution function of some pair of random variables?
-

2.6 Monte Carlo simulation

It is presumably the case that the physical shape of a coin is one of the major factors relevant to whether or not it will fall with heads uppermost. In principle, the shape of the coin may be determined by direct examination, and hence we may arrive at an estimate for the chance of heads. Unfortunately, such a calculation would be rather complicated, and it is easier to estimate this chance by simulation, which is to say that we may toss the coin many times and record the proportion of successes. Similarly, roulette players are well advised to observe the behaviour of the wheel with care in advance of placing large bets, in order to discern its peculiarities (unfortunately, casinos are now wary of such observation, and change their wheels at regular intervals).

Here is a related question. Suppose that we know that our coin is fair (so that the chance of heads is $\frac{1}{2}$ on each toss), and we wish to know the chance that a sequence of 50 tosses contains a run of outcomes of the form HTHHT. In principle, this probability may be calculated explicitly and exactly. If we require only an estimate of its value, then another possibility is to simulate the experiment: toss the coin $50N$ times for some N , divide the result into N runs of 50, and find the proportion of such runs which contain HTHHT.

It is not unusual in real life for a specific calculation to be possible in principle but extremely difficult in practice, often owing to limitations on the operating speed or the size of the memory of a computer. Simulation can provide a way around such a problem. Here are some examples.

(1) Example. Gambler's ruin revisited. The gambler of Example (1.7.4) eventually won his Jaguar after a long period devoted to tossing coins, and he has now decided to save up for a yacht. His bank manager has suggested that, in order to speed things up, the stake on each gamble should not remain constant but should vary as a certain prescribed function of the gambler's current fortune. The gambler would like to calculate the chance of winning the yacht in advance of embarking on the project, but he finds himself incapable of doing so.

Fortunately, he has kept a record of the extremely long sequence of heads and tails encountered in his successful play for the Jaguar. He calculates his sequence of hypothetical fortunes based on this information, until the point when this fortune reaches either zero or the price of the yacht. He then starts again, and continues to repeat the procedure until he has completed it a total of N times, say. He estimates the probability that he will actually win the yacht by the proportion of the N calculations which result in success.

Can you see why this method will make him overconfident? He might do better to retoss the coins. ●

(2) Example. A dam. It is proposed to build a dam in order to regulate the water supply, and in particular to prevent seasonal flooding downstream. How high should the dam be? Dams are expensive to construct, and some compromise between cost and risk is necessary. It is decided to build a dam which is just high enough to ensure that the chance of a flood of some given extent within ten years is less than 10^{-2} , say. No one knows exactly how high such a dam need be, and a young probabilist proposes the following scheme. Through examination of existing records of rainfall and water demand we may arrive at an acceptable model for the pattern of supply and demand. This model includes, for example, estimates for the distributions of rainfall on successive days over long periods. With the aid of a computer, the 'real world' situation is simulated many times in order to study the likely consequences of building dams of various heights. In this way we may arrive at an accurate estimate of the height required. ●

(3) Example. Integration. Let $g : [0, 1] \rightarrow [0, 1]$ be a continuous but nowhere differentiable function. How may we calculate its integral $I = \int_0^1 g(x) dx$? The following experimental technique is known as the 'hit or miss Monte Carlo technique'.

Let (X, Y) be a random vector having the uniform distribution on the unit square. That is, we assume that $\mathbb{P}((X, Y) \in A) = |A|$, the area of A , for any nice subset A of the unit square $[0, 1]^2$; we leave the assumption of niceness somewhat up in the air for the moment, and shall return to such matters in Chapter 4. We declare (X, Y) to be 'successful' if $Y \leq g(X)$. The chance that (X, Y) is successful equals I , the area under the curve $y = g(x)$. We now repeat this experiment a large number N of times, and calculate the proportion of times that the experiment is successful. Following the law of averages, Theorem (2.2.1), we may use this value as an estimate of I .

Clearly it is desirable to know the accuracy of this estimate. This is a harder problem to which we shall return later. ●

Simulation is a dangerous game, and great caution is required in interpreting the results. There are two major reasons for this. First, a computer simulation is limited by the degree to which its so-called 'pseudo-random number generator' may be trusted. It has been said for example that the summon-according-to-birthday principle of conscription to the United States armed forces may have been marred by a pseudo-random number generator with a bias

for some numbers over others. Secondly, in estimating a given quantity, one may in some circumstances have little or no idea how many repetitions are necessary in order to achieve an estimate within a specified accuracy.

We have made no remark about the methods by which computers calculate ‘pseudo-random numbers’. Needless to say they do not flip coins, but rely instead on operations of sufficient numerical complexity that the outcome, although deterministic, is apparently unpredictable except by an exact repetition of the calculation.

These techniques were named in honour of Monte Carlo by Metropolis, von Neumann, and Ulam, while they were involved in the process of building bombs at Los Alamos in the 1940s.

2.7 Problems

- Each toss of a coin results in a head with probability p . The coin is tossed until the first head appears. Let X be the total number of tosses. What is $\mathbb{P}(X > m)$? Find the distribution function of the random variable X .
- Show that any discrete random variable may be written as a linear combination of indicator variables.
 - Show that any random variable may be expressed as the limit of an increasing sequence of discrete random variables.
 - Show that the limit of any increasing convergent sequence of random variables is a random variable.
- Show that, if X and Y are random variables on a probability space $(\Omega, \mathcal{F}, \mathbb{P})$, then so are $X + Y$, XY , and $\min\{X, Y\}$.
 - Show that the set of all random variables on a given probability space $(\Omega, \mathcal{F}, \mathbb{P})$ constitutes a vector space over the reals. If Ω is finite, write down a basis for this space.
- Let X have distribution function

$$F(x) = \begin{cases} 0 & \text{if } x < 0, \\ \frac{1}{2}x & \text{if } 0 \leq x \leq 2, \\ 1 & \text{if } x > 2, \end{cases}$$

and let $Y = X^2$. Find

- $\mathbb{P}(\frac{1}{2} \leq X \leq \frac{3}{2})$,
- $\mathbb{P}(1 \leq X < 2)$,
- $\mathbb{P}(Y \leq X)$,
- $\mathbb{P}(X \leq 2Y)$,
- $\mathbb{P}(X + Y \leq \frac{3}{4})$,
- the distribution function of $Z = \sqrt{X}$.

- Let X have distribution function

$$F(x) = \begin{cases} 0 & \text{if } x < -1, \\ 1 - p & \text{if } -1 \leq x < 0, \\ 1 - p + \frac{1}{2}xp & \text{if } 0 \leq x \leq 2, \\ 1 & \text{if } x > 2. \end{cases}$$

Sketch this function, and find: (a) $\mathbb{P}(X = -1)$, (b) $\mathbb{P}(X = 0)$, (c) $\mathbb{P}(X \geq 1)$.

- Buses arrive at ten minute intervals starting at noon. A man arrives at the bus stop a random number X minutes after noon, where X has distribution function

$$\mathbb{P}(X \leq x) = \begin{cases} 0 & \text{if } x < 0, \\ x/60 & \text{if } 0 \leq x \leq 60, \\ 1 & \text{if } x > 60. \end{cases}$$

What is the probability that he waits less than five minutes for a bus?

7. Airlines find that each passenger who reserves a seat fails to turn up with probability $\frac{1}{10}$ independently of the other passengers. So Teeny Weeny Airlines always sell 10 tickets for their 9 seat aeroplane while Blockbuster Airways always sell 20 tickets for their 18 seat aeroplane. Which is more often over-booked?
8. A fairground performer claims the power of telekinesis. The crowd throws coins and he wills them to fall heads up. He succeeds five times out of six. What chance would he have of doing at least as well if he had no supernatural powers?
9. Express the distribution functions of

$$X^+ = \max\{0, X\}, \quad X^- = -\min\{0, X\}, \quad |X| = X^+ + X^-, \quad -X,$$

in terms of the distribution function F of the random variable X .

10. Show that $F_X(x)$ is continuous at $x = x_0$ if and only if $\mathbb{P}(X = x_0) = 0$.

11. The real number m is called a *median* of the distribution function F whenever $\lim_{y \uparrow m} F(y) \leq \frac{1}{2} \leq F(m)$. Show that every distribution function F has at least one median, and that the set of medians of F is a closed interval of \mathbb{R} .

12. Show that it is not possible to weight two dice in such a way that the sum of the two numbers shown by these loaded dice is equally likely to take any value between 2 and 12 (inclusive).

13. A function $d : S \times S \rightarrow \mathbb{R}$ is called a *metric* on S if:

- (i) $d(s, t) = d(t, s) \geq 0$ for all $s, t \in S$,
- (ii) $d(s, t) = 0$ if and only if $s = t$, and
- (iii) $d(s, t) \leq d(s, u) + d(u, t)$ for all $s, t, u \in S$.

(a) **Lévy metric.** Let F and G be distribution functions and define the *Lévy metric*

$$d_L(F, G) = \inf \left\{ \epsilon > 0 : G(x - \epsilon) - \epsilon \leq F(x) \leq G(x + \epsilon) + \epsilon \text{ for all } x \right\}.$$

Show that d_L is indeed a metric on the space of distribution functions.

(b) **Total variation distance.** Let X and Y be integer-valued random variables, and let

$$d_{TV}(X, Y) = \sum_k |\mathbb{P}(X = k) - \mathbb{P}(Y = k)|.$$

Show that d_{TV} satisfies (i) and (iii) with S the space of integer-valued random variables, and that $d_{TV}(X, Y) = 0$ if and only if $\mathbb{P}(X = Y) = 1$. Thus d_{TV} is a metric on the space of equivalence classes of S with equivalence relation given by $X \sim Y$ if $\mathbb{P}(X = Y) = 1$. We call d_{TV} the *total variation distance*.

Show that

$$d_{TV}(X, Y) = 2 \sup_{A \subseteq \mathbb{Z}} |\mathbb{P}(X \in A) - \mathbb{P}(Y \in A)|.$$

14. Ascertain in the following cases whether or not F is the joint distribution function of some pair (X, Y) of random variables. If your conclusion is affirmative, find the distribution functions of X and Y separately.

- (a)
$$F(x, y) = \begin{cases} 1 - e^{-x-y} & \text{if } x, y \geq 0, \\ 0 & \text{otherwise.} \end{cases}$$
- (b)
$$F(x, y) = \begin{cases} 1 - e^{-x} - xe^{-y} & \text{if } 0 \leq x \leq y, \\ 1 - e^{-y} - ye^{-x} & \text{if } 0 \leq y \leq x, \\ 0 & \text{otherwise.} \end{cases}$$

15. It is required to place in order n books B_1, B_2, \dots, B_n on a library shelf in such a way that readers searching from left to right waste as little time as possible on average. Assuming that each reader requires book B_i with probability p_i , find the ordering of the books which minimizes $\mathbb{P}(T \geq k)$ for all k , where T is the (random) number of titles examined by a reader before discovery of the required book.

16. Transitive coins. Three coins each show heads with probability $\frac{3}{5}$ and tails otherwise. The first counts 10 points for a head and 2 for a tail, the second counts 4 points for both head and tail, and the third counts 3 points for a head and 20 for a tail.

You and your opponent each choose a coin; you cannot choose the same coin. Each of you tosses your coin and the person with the larger score wins $\pounds 10^{10}$. Would you prefer to be the first to pick a coin or the second?

17. Before the development of radar and inertial navigation, flying to isolated islands (for example, from Los Angeles to Hawaii) was somewhat 'hit or miss'. In heavy cloud or at night it was necessary to fly by dead reckoning, and then to search the surface. With the aid of a radio, the pilot had a good idea of the correct great circle along which to search, but could not be sure which of the two directions along this great circle was correct (since a strong tailwind could have carried the plane over its target). When you are the pilot, you calculate that you can make n searches before your plane will run out of fuel. On each search you will discover the island with probability p (if it is indeed in the direction of the search) independently of the results of other searches; you estimate initially that there is probability α that the island is ahead of you. What policy should you adopt in deciding the directions of your various searches in order to maximize the probability of locating the island?

18. Eight pawns are placed randomly on a chessboard, no more than one to a square. What is the probability that:

(a) they are in a straight line (do not forget the diagonals)?

(b) no two are in the same row or column?

19. Which of the following are distribution functions? For those that are, give the corresponding density function f .

$$(a) F(x) = \begin{cases} 1 - e^{-x^2} & x \geq 0, \\ 0 & \text{otherwise.} \end{cases}$$

$$(b) F(x) = \begin{cases} e^{-1/x} & x > 0, \\ 0 & \text{otherwise.} \end{cases}$$

$$(c) F(x) = e^x / (e^x + e^{-x}), x \in \mathbb{R}.$$

$$(d) F(x) = e^{-x^2} + e^x / (e^x + e^{-x}), x \in \mathbb{R}.$$

20. (a) If U and V are jointly continuous, show that $\mathbb{P}(U = V) = 0$.

(b) Let X be uniformly distributed on $(0, 1)$, and let $Y = X$. Then X and Y are continuous, and $\mathbb{P}(X = Y) = 1$. Is there a contradiction here?

Discrete random variables

Summary. The distribution of a discrete random variable may be specified via its probability mass function. The key notion of independence for discrete random variables is introduced. The concept of expectation, or mean value, is defined for discrete variables, leading to a definition of the variance and the moments of a discrete random variable. Joint distributions, conditional distributions, and conditional expectation are introduced, together with the ideas of covariance and correlation. The Cauchy–Schwarz inequality is presented. The analysis of sums of random variables leads to the convolution formula for mass functions. Random walks are studied in some depth, including the reflection principle, the ballot theorem, the hitting time theorem, and the arc sine laws for visits to the origin and for sojourn times.

3.1 Probability mass functions

Recall that a random variable X is *discrete* if it takes values only in some countable set $\{x_1, x_2, \dots\}$. Its distribution function $F(x) = \mathbb{P}(X \leq x)$ is a jump function; just as important as its distribution function is its mass function.

(1) Definition. The **(probability) mass function**† of a discrete random variable X is the function $f : \mathbb{R} \rightarrow [0, 1]$ given by $f(x) = \mathbb{P}(X = x)$.

The distribution and mass functions are related by

$$F(x) = \sum_{i: x_i \leq x} f(x_i), \quad f(x) = F(x) - \lim_{y \uparrow x} F(y).$$

(2) Lemma. *The probability mass function $f : \mathbb{R} \rightarrow [0, 1]$ satisfies:*

- (a) *the set of x such that $f(x) \neq 0$ is countable,*
- (b) *$\sum_i f(x_i) = 1$, where x_1, x_2, \dots are the values of x such that $f(x) \neq 0$.*

Proof. The proof is obvious. ■

This lemma characterizes probability mass functions.

†Some refer loosely to the mass function of X as its distribution.

(3) Example. Binomial distribution. A coin is tossed n times, and a head turns up each time with probability p ($= 1 - q$). Then $\Omega = \{H, T\}^n$. The total number X of heads takes values in the set $\{0, 1, 2, \dots, n\}$ and is a discrete random variable. Its probability mass function $f(x) = \mathbb{P}(X = x)$ satisfies

$$f(x) = 0 \quad \text{if } x \notin \{0, 1, 2, \dots, n\}.$$

Let $0 \leq k \leq n$, and consider $f(k)$. Exactly $\binom{n}{k}$ points in Ω give a total of k heads; each of these points occurs with probability $p^k q^{n-k}$, and so

$$f(k) = \binom{n}{k} p^k q^{n-k} \quad \text{if } 0 \leq k \leq n.$$

The random variable X is said to have the *binomial distribution* with parameters n and p , written $\text{bin}(n, p)$. It is the sum $X = Y_1 + Y_2 + \dots + Y_n$ of n Bernoulli variables (see Example (2.1.8)). ●

(4) Example. Poisson distribution. If a random variable X takes values in the set $\{0, 1, 2, \dots\}$ with mass function

$$f(k) = \frac{\lambda^k}{k!} e^{-\lambda}, \quad k = 0, 1, 2, \dots,$$

where $\lambda > 0$, then X is said to have the *Poisson distribution* with parameter λ . ●

Exercises for Section 3.1

1. For what values of the constant C do the following define mass functions on the positive integers $1, 2, \dots$?

- (a) Geometric: $f(x) = C2^{-x}$.
- (b) Logarithmic: $f(x) = C2^{-x}/x$.
- (c) Inverse square: $f(x) = Cx^{-2}$.
- (d) 'Modified' Poisson: $f(x) = C2^x/x!$.

2. For a random variable X having (in turn) each of the four mass functions of Exercise (1), find:

- (i) $\mathbb{P}(X > 1)$,
- (ii) the most probable value of X ,
- (iii) the probability that X is even.

3. We toss n coins, and each one shows heads with probability p , independently of each of the others. Each coin which shows heads is tossed again. What is the mass function of the number of heads resulting from the second round of tosses?

4. Let S_k be the set of positive integers whose base-10 expansion contains exactly k elements (so that, for example, $1024 \in S_4$). A fair coin is tossed until the first head appears, and we write T for the number of tosses required. We pick a random element, N say, from S_T , each such element having equal probability. What is the mass function of N ?

5. Log-convexity. (a) Show that, if X is a binomial or Poisson random variable, then the mass function $f(k) = \mathbb{P}(X = k)$ has the property that $f(k-1)f(k+1) \leq f(k)^2$.

(b) Show that, if $f(k) = 90/(\pi k)^4$, $k \geq 1$, then $f(k-1)f(k+1) \geq f(k)^2$.

(c) Find a mass function f such that $f(k)^2 = f(k-1)f(k+1)$, $k \geq 1$.

3.2 Independence

Remember that events A and B are called ‘independent’ if the occurrence of A does not change the subsequent probability of B occurring. More rigorously, A and B are independent if and only if $\mathbb{P}(A \cap B) = \mathbb{P}(A)\mathbb{P}(B)$. Similarly, we say that discrete variables X and Y are ‘independent’ if the numerical value of X does not affect the distribution of Y . With this in mind we make the following definition.

(1) Definition. Discrete variables X and Y are **independent** if the events $\{X = x\}$ and $\{Y = y\}$ are independent for all x and y .

Suppose X takes values in the set $\{x_1, x_2, \dots\}$ and Y takes values in the set $\{y_1, y_2, \dots\}$. Let

$$A_i = \{X = x_i\}, \quad B_j = \{Y = y_j\}.$$

Notice (see Problem (2.7.2)) that X and Y are linear combinations of the indicator variables I_{A_i}, I_{B_j} , in that

$$X = \sum_i x_i I_{A_i} \quad \text{and} \quad Y = \sum_j y_j I_{B_j}.$$

The random variables X and Y are independent if and only if A_i and B_j are independent for all pairs i, j . A similar definition holds for collections $\{X_1, X_2, \dots, X_n\}$ of discrete variables.

(2) Example. Poisson flips. A coin is tossed once and heads turns up with probability $p = 1 - q$. Let X and Y be the numbers of heads and tails respectively. It is no surprise that X and Y are not independent. After all,

$$\mathbb{P}(X = Y = 1) = 0, \quad \mathbb{P}(X = 1)\mathbb{P}(Y = 1) = p(1 - p).$$

Suppose now that the coin is tossed a random number N of times, where N has the Poisson distribution with parameter λ . It is a remarkable fact that the resulting numbers X and Y of heads and tails *are* independent, since

$$\begin{aligned} \mathbb{P}(X = x, Y = y) &= \mathbb{P}(X = x, Y = y \mid N = x + y)\mathbb{P}(N = x + y) \\ &= \binom{x + y}{x} p^x q^y \frac{\lambda^{x+y}}{(x + y)!} e^{-\lambda} = \frac{(\lambda p)^x (\lambda q)^y}{x! y!} e^{-\lambda}. \end{aligned}$$

However, by Lemma (1.4.4),

$$\begin{aligned} \mathbb{P}(X = x) &= \sum_{n \geq x} \mathbb{P}(X = x \mid N = n)\mathbb{P}(N = n) \\ &= \sum_{n \geq x} \binom{n}{x} p^x q^{n-x} \frac{\lambda^n}{n!} e^{-\lambda} = \frac{(\lambda p)^x}{x!} e^{-\lambda p}, \end{aligned}$$

a similar result holds for Y , and so

$$\mathbb{P}(X = x, Y = y) = \mathbb{P}(X = x)\mathbb{P}(Y = y). \quad \bullet$$

If X is a random variable and $g : \mathbb{R} \rightarrow \mathbb{R}$, then $Z = g(X)$, defined by $Z(\omega) = g(X(\omega))$, is a random variable also. We shall need the following.

(3) Theorem. *If X and Y are independent and $g, h : \mathbb{R} \rightarrow \mathbb{R}$, then $g(X)$ and $h(Y)$ are independent also.*

Proof. *Exercise.* See Problem (3.11.1). ■

More generally, we say that a family $\{X_i : i \in I\}$ of (discrete) random variables is *independent* if the events $\{X_i = x_i\}, i \in I$, are independent for all possible choices of the set $\{x_i : i \in I\}$ of the values of the X_i . That is to say, $\{X_i : i \in I\}$ is an independent family if and only if

$$\mathbb{P}(X_i = x_i \text{ for all } i \in J) = \prod_{i \in J} \mathbb{P}(X_i = x_i)$$

for all sets $\{x_i : i \in I\}$ and for all finite subsets J of I . The conditional independence of a family of random variables, given an event C , is defined similarly to the conditional independence of events; see equation (1.5.5).

Independent families of random variables are very much easier to study than dependent families, as we shall see soon. Note that pairwise-independent families are not necessarily independent.

Exercises for Section 3.2

- Let X and Y be independent random variables, each taking the values -1 or 1 with probability $\frac{1}{2}$, and let $Z = XY$. Show that X, Y , and Z are pairwise independent. Are they independent?
- Let X and Y be independent random variables taking values in the positive integers and having the same mass function $f(x) = 2^{-x}$ for $x = 1, 2, \dots$. Find:
 - $\mathbb{P}(\min\{X, Y\} \leq x)$,
 - $\mathbb{P}(Y > X)$,
 - $\mathbb{P}(X = Y)$,
 - $\mathbb{P}(X \geq kY)$, for a given positive integer k ,
 - $\mathbb{P}(X \text{ divides } Y)$,
 - $\mathbb{P}(X = rY)$, for a given positive rational r .
- Let X_1, X_2, X_3 be independent random variables taking values in the positive integers and having mass functions given by $\mathbb{P}(X_i = x) = (1 - p_i)p_i^{x-1}$ for $x = 1, 2, \dots$, and $i = 1, 2, 3$.
 - Show that

$$\mathbb{P}(X_1 < X_2 < X_3) = \frac{(1 - p_1)(1 - p_2)p_2p_3^2}{(1 - p_2p_3)(1 - p_1p_2p_3)}.$$

- Find $\mathbb{P}(X_1 \leq X_2 \leq X_3)$.
- Three players, A, B, and C, take turns to roll a die; they do this in the order ABCABCA...
 - Show that the probability that, of the three players, A is the first to throw a 6, B the second, and C the third, is $216/1001$.
 - Show that the probability that the first 6 to appear is thrown by A, the second 6 to appear is thrown by B, and the third 6 to appear is thrown by C, is $46656/753571$.
 - Let $X_r, 1 \leq r \leq n$, be independent random variables which are symmetric about 0; that is, X_r and $-X_r$ have the same distributions. Show that, for all x , $\mathbb{P}(S_n \geq x) = \mathbb{P}(S_n \leq -x)$ where $S_n = \sum_{r=1}^n X_r$.
Is the conclusion necessarily true without the assumption of independence?

3.3 Expectation

Let x_1, x_2, \dots, x_N be the numerical outcomes of N repetitions of some experiment. The average of these outcomes is

$$m = \frac{1}{N} \sum_i x_i.$$

In advance of performing these experiments we can represent their outcomes by a sequence X_1, X_2, \dots, X_N of random variables, and we shall suppose that these variables are discrete with a common mass function f . Then, roughly speaking (see the beginning of Section 1.3), for each possible value x , about $Nf(x)$ of the X_i will take that value x . So the average m is about

$$m \simeq \frac{1}{N} \sum_x xNf(x) = \sum_x xf(x)$$

where the summation here is over all possible values of the X_i . This average is called the ‘expectation’ or ‘mean value’ of the underlying distribution with mass function f .

(1) Definition. The **mean value**, or **expectation**, or **expected value** of the random variable X with mass function f is defined to be

$$\mathbb{E}(X) = \sum_{x:f(x)>0} xf(x)$$

whenever this sum is absolutely convergent.

We require *absolute* convergence in order that $\mathbb{E}(X)$ be unchanged by reordering the x_i . We can, for notational convenience, write $\mathbb{E}(X) = \sum_x xf(x)$. This appears to be an uncountable sum; however, all but countably many of its contributions are zero. If the numbers $f(x)$ are regarded as masses $f(x)$ at points x then $\mathbb{E}(X)$ is just the position of the centre of gravity; we can speak of X as having an ‘atom’ or ‘point mass’ of size $f(x)$ at x . We sometimes omit the parentheses and simply write $\mathbb{E}X$.

(2) Example (2.1.5) revisited. The random variables X and W of this example have mean values

$$\begin{aligned} \mathbb{E}(X) &= \sum_x x\mathbb{P}(X = x) = 0 \cdot \frac{1}{4} + 1 \cdot \frac{1}{2} + 2 \cdot \frac{1}{4} = 1, \\ \mathbb{E}(W) &= \sum_x x\mathbb{P}(W = x) = 0 \cdot \frac{3}{4} + 4 \cdot \frac{1}{4} = 1. \end{aligned}$$

If X is a random variable and $g : \mathbb{R} \rightarrow \mathbb{R}$, then $Y = g(X)$, given formally by $Y(\omega) = g(X(\omega))$, is a random variable also. To calculate its expectation we need first to find its probability mass function f_Y . This process can be complicated, and it is avoided by the following lemma (called by some the ‘law of the unconscious statistician’!).

(3) Lemma. If X has mass function f and $g : \mathbb{R} \rightarrow \mathbb{R}$, then

$$\mathbb{E}(g(X)) = \sum_x g(x)f(x)$$

whenever this sum is absolutely convergent.

Proof. This is Problem (3.11.3). ■

(4) Example. Suppose that X takes values $-2, -1, 1, 3$ with probabilities $\frac{1}{4}, \frac{1}{8}, \frac{1}{4}, \frac{3}{8}$ respectively. The random variable $Y = X^2$ takes values $1, 4, 9$ with probabilities $\frac{3}{8}, \frac{1}{4}, \frac{3}{8}$ respectively, and so

$$\mathbb{E}(Y) = \sum_x x\mathbb{P}(Y = x) = 1 \cdot \frac{3}{8} + 4 \cdot \frac{1}{4} + 9 \cdot \frac{3}{8} = \frac{19}{4}.$$

Alternatively, use the law of the unconscious statistician to find that

$$\mathbb{E}(Y) = \mathbb{E}(X^2) = \sum_x x^2\mathbb{P}(X = x) = 4 \cdot \frac{1}{4} + 1 \cdot \frac{1}{8} + 1 \cdot \frac{1}{4} + 9 \cdot \frac{3}{8} = \frac{19}{4}. \quad \bullet$$

Lemma (3) provides a method for calculating the ‘moments’ of a distribution; these are defined as follows.

(5) Definition. If k is a positive integer, the k th **moment** m_k of X is defined to be $m_k = \mathbb{E}(X^k)$. The k th **central moment** σ_k is $\sigma_k = \mathbb{E}((X - m_1)^k)$.

The two moments of most use are $m_1 = \mathbb{E}(X)$ and $\sigma_2 = \mathbb{E}((X - \mathbb{E}X)^2)$, called the *mean* (or *expectation*) and *variance* of X . These two quantities are measures of the mean and dispersion of X ; that is, m_1 is the average value of X , and σ_2 measures the amount by which X tends to deviate from this average. The mean m_1 is often denoted μ , and the variance of X is often denoted $\text{var}(X)$. The positive square root $\sigma = \sqrt{\text{var}(X)}$ is called the *standard deviation*, and in this notation $\sigma_2 = \sigma^2$. The central moments $\{\sigma_i\}$ can be expressed in terms of the ordinary moments $\{m_i\}$. For example, $\sigma_1 = 0$ and

$$\begin{aligned} \sigma_2 &= \sum_x (x - m_1)^2 f(x) \\ &= \sum_x x^2 f(x) - 2m_1 \sum_x x f(x) + m_1^2 \sum_x f(x) \\ &= m_2 - m_1^2, \end{aligned}$$

which may be written as

$$\text{var}(X) = \mathbb{E}((X - \mathbb{E}X)^2) = \mathbb{E}(X^2) - (\mathbb{E}X)^2.$$

Remark. Experience with student calculations of variances causes us to stress the following elementary fact: *variances cannot be negative*. We sometimes omit the parentheses and write simply $\text{var } X$. The expression $\mathbb{E}(X)^2$ means $(\mathbb{E}(X))^2$ and must not be confused with $\mathbb{E}(X^2)$.

(6) Example. Bernoulli variables. Let X be a Bernoulli variable, taking the value 1 with probability $p (= 1 - q)$. Then

$$\begin{aligned}\mathbb{E}(X) &= \sum_x xf(x) = 0 \cdot q + 1 \cdot p = p, \\ \mathbb{E}(X^2) &= \sum_x x^2 f(x) = 0 \cdot q + 1 \cdot p = p, \\ \text{var}(X) &= \mathbb{E}(X^2) - \mathbb{E}(X)^2 = pq.\end{aligned}$$

Thus the indicator variable I_A has expectation $\mathbb{P}(A)$ and variance $\mathbb{P}(A)\mathbb{P}(A^c)$. ●

(7) Example. Binomial variables. Let X be $\text{bin}(n, p)$. Then

$$\mathbb{E}(X) = \sum_{k=0}^n kf(k) = \sum_{k=0}^n k \binom{n}{k} p^k q^{n-k}.$$

To calculate this, differentiate the identity

$$\sum_{k=0}^n \binom{n}{k} x^k = (1+x)^n,$$

multiply by x to obtain

$$\sum_{k=0}^n k \binom{n}{k} x^k = nx(1+x)^{n-1},$$

and substitute $x = p/q$ to obtain $\mathbb{E}(X) = np$. A similar argument shows that the variance of X is given by $\text{var}(X) = npq$. ●

We can think of the process of calculating expectations as a linear operator on the space of random variables.

(8) Theorem. *The expectation operator \mathbb{E} has the following properties:*

- (a) if $X \geq 0$ then $\mathbb{E}(X) \geq 0$,
- (b) if $a, b \in \mathbb{R}$ then $\mathbb{E}(aX + bY) = a\mathbb{E}(X) + b\mathbb{E}(Y)$,
- (c) the random variable 1, taking the value 1 always, has expectation $\mathbb{E}(1) = 1$.

Proof. (a) and (c) are obvious.

(b) Let $A_x = \{X = x\}$, $B_y = \{Y = y\}$. Then

$$aX + bY = \sum_{x,y} (ax + by)I_{A_x \cap B_y}$$

and the solution of the first part of Problem (3.11.3) shows that

$$\mathbb{E}(aX + bY) = \sum_{x,y} (ax + by)\mathbb{P}(A_x \cap B_y).$$

However,

$$\sum_y \mathbb{P}(A_x \cap B_y) = \mathbb{P}\left(A_x \cap \left(\bigcup_y B_y\right)\right) = \mathbb{P}(A_x \cap \Omega) = \mathbb{P}(A_x)$$

and similarly $\sum_x \mathbb{P}(A_x \cap B_y) = \mathbb{P}(B_y)$, which gives

$$\begin{aligned} \mathbb{E}(aX + bY) &= \sum_x ax \sum_y \mathbb{P}(A_x \cap B_y) + \sum_y by \sum_x \mathbb{P}(A_x \cap B_y) \\ &= a \sum_x x \mathbb{P}(A_x) + b \sum_y y \mathbb{P}(B_y) \\ &= a\mathbb{E}(X) + b\mathbb{E}(Y). \end{aligned}$$

■

Remark. It is not in general true that $\mathbb{E}(XY)$ is the same as $\mathbb{E}(X)\mathbb{E}(Y)$.

(9) Lemma. *If X and Y are independent then $\mathbb{E}(XY) = \mathbb{E}(X)\mathbb{E}(Y)$.*

Proof. Let A_x and B_y be as in the proof of (8). Then

$$XY = \sum_{x,y} xy I_{A_x \cap B_y}$$

and so

$$\begin{aligned} \mathbb{E}(XY) &= \sum_{x,y} xy \mathbb{P}(A_x) \mathbb{P}(B_y) \quad \text{by independence} \\ &= \sum_x x \mathbb{P}(A_x) \sum_y y \mathbb{P}(B_y) = \mathbb{E}(X)\mathbb{E}(Y). \end{aligned}$$

■

(10) Definition. X and Y are called **uncorrelated** if $\mathbb{E}(XY) = \mathbb{E}(X)\mathbb{E}(Y)$.

Lemma (9) asserts that independent variables are uncorrelated. The converse is not true, as Problem (3.11.16) indicates.

(11) Theorem. *For random variables X and Y ,*

- (a) $\text{var}(aX) = a^2 \text{var}(X)$ for $a \in \mathbb{R}$,
- (b) $\text{var}(X + Y) = \text{var}(X) + \text{var}(Y)$ if X and Y are uncorrelated.

Proof. (a) Using the linearity of \mathbb{E} ,

$$\begin{aligned} \text{var}(aX) &= \mathbb{E}\{(aX - \mathbb{E}(aX))^2\} = \mathbb{E}\{a^2(X - \mathbb{E}X)^2\} \\ &= a^2 \mathbb{E}\{(X - \mathbb{E}X)^2\} = a^2 \text{var}(X). \end{aligned}$$

(b) We have when X and Y are uncorrelated that

$$\begin{aligned} \text{var}(X + Y) &= \mathbb{E}\{(X + Y - \mathbb{E}(X + Y))^2\} \\ &= \mathbb{E}\left[(X - \mathbb{E}X)^2 + 2(XY - \mathbb{E}(X)\mathbb{E}(Y)) + (Y - \mathbb{E}Y)^2\right] \\ &= \text{var}(X) + 2[\mathbb{E}(XY) - \mathbb{E}(X)\mathbb{E}(Y)] + \text{var}(Y) \\ &= \text{var}(X) + \text{var}(Y). \end{aligned}$$

■

Theorem (11a) shows that the variance operator ‘var’ is *not* a linear operator, even when it is applied only to uncorrelated variables.

Sometimes the sum $S = \sum xf(x)$ does not converge absolutely, and the mean of the distribution does not exist. If $S = -\infty$ or $S = +\infty$, then we can sometimes speak of the mean as taking these values also. Of course, there exist distributions which do not have a mean value.

(12) Example. A distribution without a mean. Let X have mass function

$$f(k) = Ak^{-2} \quad \text{for } k = \pm 1, \pm 2, \dots$$

where A is chosen so that $\sum f(k) = 1$. The sum $\sum_k kf(k) = A \sum_{k \neq 0} k^{-1}$ does not converge absolutely, because both the positive and the negative parts diverge. ●

This is a suitable opportunity to point out that we can base probability theory upon the expectation operator \mathbb{E} rather than upon the probability measure \mathbb{P} . After all, our intuitions about the notion of ‘average’ are probably just as well developed as those about quantitative chance. Roughly speaking, the way we proceed is to postulate axioms, such as (a), (b), and (c) of Theorem (8), for a so-called ‘expectation operator’ \mathbb{E} acting on a space of ‘random variables’. The probability of an event can then be recaptured by defining $\mathbb{P}(A) = \mathbb{E}(I_A)$. Whittle (2000) is an able advocate of this approach.

This method can be easily and naturally adapted to deal with probabilistic questions in quantum theory. In this major branch of theoretical physics, questions arise which cannot be formulated entirely within the usual framework of probability theory. However, there still exists an expectation operator \mathbb{E} , which is applied to linear operators known as observables (such as square matrices) rather than to random variables. There does not exist a sample space Ω , and nor therefore are there any indicator functions, but nevertheless there exist analogues of other concepts in probability theory. For example, the *variance* of an operator X is defined by $\text{var}(X) = \mathbb{E}(X^2) - \mathbb{E}(X)^2$. Furthermore, it can be shown that $\mathbb{E}(X) = \text{tr}(UX)$ where tr denotes *trace* and U is a non-negative definite operator with unit trace.

(13) Example. Wagers. Historically, there has been confusion amongst probabilists between the price that an individual may be willing to pay in order to play a game, and her expected return from this game. For example, I conceal $\mathcal{L}2$ in one hand and nothing in the other, and then invite a friend to pay a fee which entitles her to choose a hand at random and keep the contents. Other things being equal (my friend is neither a compulsive gambler, nor particularly busy), it would seem that $\mathcal{L}1$ would be a ‘fair’ fee to ask, since $\mathcal{L}1$ is the expected return to the player. That is to say, faced with a modest (but random) gain, then a fair ‘entrance fee’ would seem to be the expected value of the gain. However, suppose that I conceal $\mathcal{L}2^{10}$ in one hand and nothing in the other; what now is a ‘fair’ fee? Few persons of modest means can be expected to offer $\mathcal{L}2^9$ for the privilege of playing. There is confusion here between fairness and reasonableness: we do not generally treat large payoffs or penalties in the same way as small ones, even though the relative odds may be unquestionable. The customary resolution of this paradox is to introduce the notion of ‘utility’. Writing $u(x)$ for the ‘utility’ to an individual of $\mathcal{L}x$, it would be fairer to charge a fee of $\frac{1}{2}(u(0) + u(2^{10}))$ for the above prospect. Of course, different individuals have different utility functions, although such functions have presumably various features in common: $u(0) = 0$, u is non-decreasing, $u(x)$ is near to x for small positive x , and u is concave, so that in particular $u(x) \leq xu(1)$ when $x \geq 1$.

The use of expectation to assess a ‘fair fee’ may be convenient but is sometimes inappropriate. For example, a more suitable criterion in the finance market would be absence of arbitrage; see Exercise (3.3.7) and Section 13.10. And, in a rather general model of financial markets, there is a criterion commonly expressed as ‘no free lunch with vanishing risk’. ●

Exercises for Section 3.3

- Is it generally true that $\mathbb{E}(1/X) = 1/\mathbb{E}(X)$? Is it ever true that $\mathbb{E}(1/X) = 1/\mathbb{E}(X)$?
- Coupons.** Every package of some intrinsically dull commodity includes a small and exciting plastic object. There are c different types of object, and each package is equally likely to contain any given type. You buy one package each day.
 - Find the mean number of days which elapse between the acquisitions of the j th new type of object and the $(j + 1)$ th new type.
 - Find the mean number of days which elapse before you have a full set of objects.
- Each member of a group of n players rolls a die.
 - For any pair of players who throw the same number, the group scores 1 point. Find the mean and variance of the total score of the group.
 - Find the mean and variance of the total score if any pair of players who throw the same number scores that number.
- St Petersburg paradox**†. A fair coin is tossed repeatedly. Let T be the number of tosses until the first head. You are offered the following prospect, which you may accept on payment of a fee. If $T = k$, say, then you will receive $\pounds 2^k$. What would be a ‘fair’ fee to ask of you?
- Let X have mass function

$$f(x) = \begin{cases} \{x(x+1)\}^{-1} & \text{if } x = 1, 2, \dots, \\ 0 & \text{otherwise,} \end{cases}$$

and let $\alpha \in \mathbb{R}$. For what values of α is it the case‡ that $\mathbb{E}(X^\alpha) < \infty$?

- Show that $\text{var}(a + X) = \text{var}(X)$ for any random variable X and constant a .
- Arbitrage.** Suppose you find a warm-hearted bookmaker offering payoff odds of $\pi(k)$ against the k th horse in an n -horse race where $\sum_{k=1}^n \{\pi(k) + 1\}^{-1} < 1$. Show that you can distribute your bets in such a way as to ensure you win.
- You roll a conventional fair die repeatedly. If it shows 1, you must stop, but you may choose to stop at any prior time. Your score is the number shown by the die on the final roll. What stopping strategy yields the greatest expected score? What strategy would you use if your score were the square of the final roll?
- Continuing with Exercise (8), suppose now that you lose c points from your score each time you roll the die. What strategy maximizes the expected final score if $c = \frac{1}{3}$? What is the best strategy if $c = 1$?

†This problem was mentioned by Nicholas Bernoulli in 1713, and Daniel Bernoulli wrote about the question for the Academy of St Petersburg.

‡If α is not integral, then $\mathbb{E}(X^\alpha)$ is called the *fractional moment of order α of X* . A point concerning notation: for real α and complex $x = re^{i\theta}$, x^α should be interpreted as $r^\alpha e^{i\theta\alpha}$, so that $|x^\alpha| = r^\alpha$. In particular, $\mathbb{E}(|X^\alpha|) = \mathbb{E}(|X|^\alpha)$.

3.4 Indicators and matching

This section contains light entertainment, in the guise of some illustrations of the uses of indicator functions. These were defined in Example (2.1.9) and have appeared occasionally since. Recall that

$$I_A(\omega) = \begin{cases} 1 & \text{if } \omega \in A, \\ 0 & \text{if } \omega \in A^c, \end{cases}$$

and $\mathbb{E}I_A = \mathbb{P}(A)$.

(1) **Example. Proofs of Lemma (1.3.4c, d).** Note that

$$I_A + I_{A^c} = I_{A \cup A^c} = I_\Omega = 1$$

and that $I_{A \cap B} = I_A I_B$. Thus

$$\begin{aligned} I_{A \cup B} &= 1 - I_{(A \cup B)^c} = 1 - I_{A^c \cap B^c} \\ &= 1 - I_{A^c} I_{B^c} = 1 - (1 - I_A)(1 - I_B) \\ &= I_A + I_B - I_A I_B. \end{aligned}$$

Take expectations to obtain

$$\mathbb{P}(A \cup B) = \mathbb{P}(A) + \mathbb{P}(B) - \mathbb{P}(A \cap B).$$

More generally, if $B = \bigcup_{i=1}^n A_i$ then

$$I_B = 1 - \prod_{i=1}^n (1 - I_{A_i});$$

multiply this out and take expectations to obtain

$$(2) \quad \mathbb{P}\left(\bigcup_{i=1}^n A_i\right) = \sum_i \mathbb{P}(A_i) - \sum_{i < j} \mathbb{P}(A_i \cap A_j) + \cdots + (-1)^{n+1} \mathbb{P}(A_1 \cap \cdots \cap A_n).$$

This very useful identity is known as the *inclusion-exclusion formula*. ●

(3) **Example. Matching problem.** A number of melodramatic applications of (2) are available, of which the following is typical. A secretary types n different letters together with matching envelopes, drops the pile down the stairs, and then places the letters randomly in the envelopes. Each arrangement is equally likely, and we ask for the probability that exactly r are in their correct envelopes. Rather than using (2), we shall proceed directly by way of indicator functions. (Another approach is presented in Exercise (3.4.9).)

Solution. Let L_1, L_2, \dots, L_n denote the letters. Call a letter *good* if it is correctly addressed and *bad* otherwise; write X for the number of good letters. Let A_i be the event that L_i is good, and let I_i be the indicator function of A_i . Let $j_1, \dots, j_r, k_{r+1}, \dots, k_n$ be a permutation of the numbers $1, 2, \dots, n$, and define

$$(4) \quad S = \sum_{\pi} I_{j_1} \cdots I_{j_r} (1 - I_{k_{r+1}}) \cdots (1 - I_{k_n})$$

where the sum is taken over all such permutations π . Then

$$S = \begin{cases} 0 & \text{if } X \neq r, \\ r!(n-r)! & \text{if } X = r. \end{cases}$$

To see this, let L_{i_1}, \dots, L_{i_m} be the good letters. If $m \neq r$ then each summand in (4) equals 0. If $m = r$ then the summand in (4) equals 1 if and only if j_1, \dots, j_r is a permutation of i_1, \dots, i_r and k_{r+1}, \dots, k_n is a permutation of the remaining numbers; there are $r!(n-r)!$ such pairs of permutations. It follows that I , given by

$$(5) \quad I = \frac{1}{r!(n-r)!} S,$$

is the indicator function of the event $\{X = r\}$ that exactly r letters are good. We take expectations of (4) and multiply out to obtain

$$\mathbb{E}(S) = \sum_{\pi} \sum_{s=0}^{n-r} (-1)^s \binom{n-r}{s} \mathbb{E}(I_{j_1} \cdots I_{j_r} I_{k_{r+1}} \cdots I_{k_{r+s}})$$

by a symmetry argument. However,

$$(6) \quad \mathbb{E}(I_{j_1} \cdots I_{j_r} I_{k_{r+1}} \cdots I_{k_{r+s}}) = \frac{(n-r-s)!}{n!}$$

since there are $n!$ possible permutations, only $(n-r-s)!$ of which allocate $L_{i_1}, \dots, L_{j_r}, L_{k_{r+1}}, \dots, L_{k_{r+s}}$ to their correct envelopes. We combine (4), (5), and (6) to obtain

$$\begin{aligned} \mathbb{P}(X = r) &= \mathbb{E}(I) = \frac{1}{r!(n-r)!} \mathbb{E}(S) \\ &= \frac{1}{r!(n-r)!} \sum_{s=0}^{n-r} (-1)^s \binom{n-r}{s} n! \frac{(n-r-s)!}{n!} \\ &= \frac{1}{r!} \sum_{s=0}^{n-r} (-1)^s \frac{1}{s!} \\ &= \frac{1}{r!} \left(\frac{1}{2!} - \frac{1}{3!} + \cdots + \frac{(-1)^{n-r}}{(n-r)!} \right) \quad \text{for } r \leq n-2 \text{ and } n \geq 2. \end{aligned}$$

In particular, as the number n of letters tends to infinity, we obtain the possibly surprising result that the probability that no letter is put into its correct envelope approaches e^{-1} . It is left as an *exercise* to prove this without using indicators. ●

(7) Example. Reliability. When you telephone your friend in Cambridge, your call is routed through the telephone network in a way which depends on the current state of the traffic. For example, if all lines into the Ascot switchboard are in use, then your call may go through the switchboard at Newmarket. Sometimes you may fail to get through at all, owing to a combination of faulty and occupied equipment in the system. We may think of the network as comprising nodes joined by edges, drawn as ‘graphs’ in the manner of the examples of

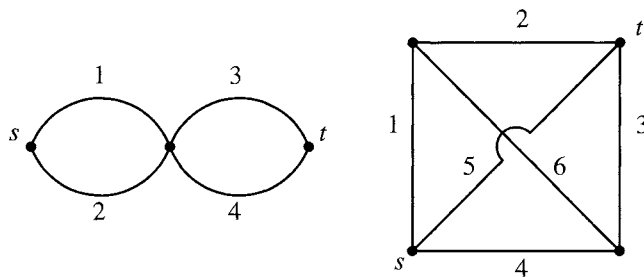
Figure 3.1. Two networks with source s and sink t .

Figure 3.1. In each of these examples there is a designated ‘source’ s and ‘sink’ t , and we wish to find a path through the network from s to t which uses available channels. As a simple model for such a system in the presence of uncertainty, we suppose that each edge e is ‘working’ with probability p_e , independently of all other edges. We write \mathbf{p} for the vector of edge probabilities p_e , and define the *reliability* $R(\mathbf{p})$ of the network to be the probability that there is a path from s to t using only edges which are working. Denoting the network by G , we write $R_G(\mathbf{p})$ for $R(\mathbf{p})$ when we wish to emphasize the role of G .

We have encountered questions of reliability already. In Example (1.7.2) we were asked for the reliability of the first network in Figure 3.1 and in Problem (1.8.19) of the second, assuming on each occasion that the value of p_e does not depend on the choice of e .

Let us write

$$X_e = \begin{cases} 1 & \text{if edge } e \text{ is working,} \\ 0 & \text{otherwise,} \end{cases}$$

the indicator function of the event that e is working, so that X_e takes the values 0 and 1 with probabilities $1 - p_e$ and p_e respectively. Each realization X of the X_e either includes a working connection from s to t or does not. Thus, there exists a *structure function* ζ taking values 0 and 1 such that

$$(8) \quad \zeta(X) = \begin{cases} 1 & \text{if such a working connection exists,} \\ 0 & \text{otherwise;} \end{cases}$$

thus $\zeta(X)$ is the indicator function of the event that a working connection exists. It is immediately seen that $R(\mathbf{p}) = \mathbb{E}(\zeta(X))$. The function ζ may be expressed as

$$(9) \quad \zeta(X) = 1 - \prod_{\pi} I_{\{\pi \text{ not working}\}} = 1 - \prod_{\pi} \left(1 - \prod_{e \in \pi} X_e \right)$$

where π is a typical path in G from s to t , and we say that π is working if and only if every edge in π is working.

For instance, in the case of the first example of Figure 3.1, there are four different paths from s to t . Numbering the edges as indicated, we have that the structure function is given by

$$(10) \quad \zeta(X) = 1 - (1 - X_1 X_3)(1 - X_1 X_4)(1 - X_2 X_3)(1 - X_2 X_4).$$

As an *exercise*, expand this and take expectations to calculate the reliability of the network when $p_e = p$ for all edges e . ●

(11) Example. The probabilistic method†. Probability may be used to derive non-trivial results not involving probability. Here is an example. There are 17 fenceposts around the perimeter of a field, exactly 5 of which are rotten. Show that, irrespective of which these 5 are, there necessarily exists a run of 7 consecutive posts at least 3 of which are rotten.

Our solution involves probability. We label the posts $1, 2, \dots, 17$, and let I_k be the indicator function that post k is rotten. Let R_k be the number of rotten posts amongst those labelled $k + 1, k + 2, \dots, k + 7$, all taken modulo 17. We now pick a random post labelled K , each being equally likely. We have that

$$\mathbb{E}(R_K) = \sum_{k=1}^{17} \frac{1}{17} (I_{k+1} + I_{k+2} + \dots + I_{k+7}) = \sum_{j=1}^{17} \frac{7}{17} I_j = \frac{7}{17} \cdot 5.$$

Now $\frac{35}{17} > 2$, implying that $\mathbb{P}(R_K > 2) > 0$. Since R_K is integer valued, it must be the case that $\mathbb{P}(R_K \geq 3) > 0$, implying that $R_k \geq 3$ for some k . ●

Exercises for Section 3.4

1. A biased coin is tossed n times, and heads shows with probability p on each toss. A *run* is a sequence of throws which result in the same outcome, so that, for example, the sequence HHTHTTH contains five runs. Show that the expected number of runs is $1 + 2(n - 1)p(1 - p)$. Find the variance of the number of runs.
2. An urn contains n balls numbered $1, 2, \dots, n$. We remove k balls at random (without replacement) and add up their numbers. Find the mean and variance of the total.
3. Of the $2n$ people in a given collection of n couples, exactly m die. Assuming that the m have been picked at random, find the mean number of surviving couples. This problem was formulated by Daniel Bernoulli in 1768.
4. Urn R contains n red balls and urn B contains n blue balls. At each stage, a ball is selected at random from each urn, and they are swapped. Show that the mean number of red balls in urn R after stage k is $\frac{1}{2}n\{1 + (1 - 2/n)^k\}$. This ‘diffusion model’ was described by Daniel Bernoulli in 1769.
5. Consider a square with diagonals, with distinct source and sink. Each edge represents a component which is working correctly with probability p , independently of all other components. Write down an expression for the Boolean function which equals 1 if and only if there is a working path from source to sink, in terms of the indicator functions X_i of the events {edge i is working} as i runs over the set of edges. Hence calculate the reliability of the network.
6. A system is called a ‘ k out of n ’ system if it contains n components and it works whenever k or more of these components are working. Suppose that each component is working with probability p , independently of the other components, and let X_c be the indicator function of the event that component c is working. Find, in terms of the X_c , the indicator function of the event that the system works, and deduce the reliability of the system.
7. **The probabilistic method.** Let $G = (V, E)$ be a finite graph. For any set W of vertices and any edge $e \in E$, define the indicator function

$$I_W(e) = \begin{cases} 1 & \text{if } e \text{ connects } W \text{ and } W^c, \\ 0 & \text{otherwise.} \end{cases}$$

Set $N_W = \sum_{e \in E} I_W(e)$. Show that there exists $W \subseteq V$ such that $N_W \geq \frac{1}{2}|E|$.

†Generally credited to Erdős.

8. A total of n bar magnets are placed end to end in a line with random independent orientations. Adjacent like poles repel, ends with opposite polarities join to form blocks. Let X be the number of blocks of joined magnets. Find $\mathbb{E}(X)$ and $\text{var}(X)$.

9. Matching. (a) Use the inclusion–exclusion formula (3.4.2) to derive the result of Example (3.4.3), namely: in a random permutation of the first n integers, the probability that exactly r retain their original positions is

$$\frac{1}{r!} \left(\frac{1}{2!} - \frac{1}{3!} + \cdots + \frac{(-1)^{n-r}}{(n-r)!} \right).$$

(b) Let d_n be the number of derangements of the first n integers (that is, rearrangements with no integers in their original positions). Show that $d_{n+1} = nd_n + nd_{n-1}$ for $n \geq 2$. Deduce the result of part (a).

3.5 Examples of discrete variables

(1) Bernoulli trials. A random variable X takes values 1 and 0 with probabilities p and q ($= 1 - p$), respectively. Sometimes we think of these values as representing the ‘success’ or the ‘failure’ of a trial. The mass function is

$$f(0) = 1 - p, \quad f(1) = p,$$

and it follows that $\mathbb{E}X = p$ and $\text{var}(X) = p(1 - p)$. ●

(2) Binomial distribution. We perform n independent Bernoulli trials X_1, X_2, \dots, X_n and count the total number of successes $Y = X_1 + X_2 + \cdots + X_n$. As in Example (3.1.3), the mass function of Y is

$$f(k) = \binom{n}{k} p^k (1 - p)^{n-k}, \quad k = 0, 1, \dots, n.$$

Application of Theorems (3.3.8) and (3.3.11) yields immediately

$$\mathbb{E}Y = np, \quad \text{var}(Y) = np(1 - p);$$

the method of Example (3.3.7) provides a more lengthy derivation of this. ●

(3) Trinomial distribution. More generally, suppose we conduct n trials, each of which results in one of three outcomes (red, white, or blue, say), where red occurs with probability p , white with probability q , and blue with probability $1 - p - q$. The probability of r reds, w whites, and $n - r - w$ blues is

$$\frac{n!}{r! w! (n - r - w)!} p^r q^w (1 - p - q)^{n-r-w}.$$

This is the *trinomial distribution*, with parameters n , p , and q . The ‘multinomial distribution’ is the obvious generalization of this distribution to the case of some number, say t , of possible outcomes. ●

(4) Poisson distribution. A *Poisson* variable is a random variable with the Poisson mass function

$$f(k) = \frac{\lambda^k}{k!} e^{-\lambda}, \quad k = 0, 1, 2, \dots$$

for some $\lambda > 0$. It can be obtained in practice in the following way. Let Y be a bin(n, p) variable, and suppose that n is very large and p is very small (an example might be the number Y of misprints on the front page of the *Grauniad*, where n is the total number of characters and p is the probability for each character that the typesetter has made an error). Now, let $n \rightarrow \infty$ and $p \rightarrow 0$ in such a way that $E(Y) = np$ approaches a non-zero constant λ . Then, for $k = 0, 1, 2, \dots$,

$$\mathbb{P}(Y = k) = \binom{n}{k} p^k (1-p)^{n-k} \sim \frac{1}{k!} \left(\frac{np}{1-p} \right)^k (1-p)^n \rightarrow \frac{\lambda^k}{k!} e^{-\lambda}.$$

Check that both the mean and the variance of this distribution are equal to λ . Now do Problem (2.7.7) again (*exercise*). ●

(5) Geometric distribution. A *geometric* variable is a random variable with the geometric mass function

$$f(k) = p(1-p)^{k-1}, \quad k = 1, 2, \dots$$

for some number p in $(0, 1)$. This distribution arises in the following way. Suppose that independent Bernoulli trials (parameter p) are performed at times $1, 2, \dots$. Let W be the time which elapses before the first success; W is called a *waiting time*. Then $\mathbb{P}(W > k) = (1-p)^k$ and thus

$$\mathbb{P}(W = k) = \mathbb{P}(W > k-1) - \mathbb{P}(W > k) = p(1-p)^{k-1}.$$

The reader should check, preferably at this point, that the mean and variance are p^{-1} and $(1-p)p^{-2}$ respectively. ●

(6) Negative binomial distribution. More generally, in the previous example, let W_r be the waiting time for the r th success. Check that W_r has mass function

$$\mathbb{P}(W_r = k) = \binom{k-1}{r-1} p^r (1-p)^{k-r}, \quad k = r, r+1, \dots;$$

it is said to have the *negative binomial distribution* with parameters r and p . The random variable W_r is the sum of r independent geometric variables. To see this, let X_1 be the waiting time for the first success, X_2 the *further* waiting time for the second success, X_3 the *further* waiting time for the third success, and so on. Then X_1, X_2, \dots are independent and geometric, and

$$W_r = X_1 + X_2 + \dots + X_r.$$

Apply Theorems (3.3.8) and (3.3.11) to find the mean and the variance of W_r . ●

 Exercises for Section 3.5

1. De Moivre trials. Each trial may result in any of t given outcomes, the i th outcome having probability p_i . Let N_i be the number of occurrences of the i th outcome in n independent trials. Show that

$$\mathbb{P}(N_i = n_i \text{ for } 1 \leq i \leq t) = \frac{n!}{n_1! n_2! \cdots n_t!} p_1^{n_1} p_2^{n_2} \cdots p_t^{n_t}$$

for any collection n_1, n_2, \dots, n_t of non-negative integers with sum n . The vector N is said to have the *multinomial distribution*.

2. In your pocket is a random number N of coins, where N has the Poisson distribution with parameter λ . You toss each coin once, with heads showing with probability p each time. Show that the total number of heads has the Poisson distribution with parameter λp .

3. Let X be Poisson distributed where $\mathbb{P}(X = n) = p_n(\lambda) = \lambda^n e^{-\lambda} / n!$ for $n \geq 0$. Show that $\mathbb{P}(X \leq n) = 1 - \int_0^\lambda p_n(x) dx$.

4. Capture–recapture. A population of b animals has had a number a of its members captured, marked, and released. Let X be the number of animals it is necessary to recapture (without re-release) in order to obtain m marked animals. Show that

$$\mathbb{P}(X = n) = \frac{a}{b} \binom{a-1}{m-1} \binom{b-a}{n-m} / \binom{b-1}{n-1},$$

and find $\mathbb{E}X$. This distribution has been called *negative hypergeometric*.

3.6 Dependence

Probability theory is largely concerned with families of random variables; these families will not in general consist entirely of independent variables.

(1) Example. Suppose that we back three horses to win as an accumulator. If our stake is $\mathcal{L}1$ and the starting prices are α , β , and γ , then our total profit is

$$W = (\alpha + 1)(\beta + 1)(\gamma + 1)I_1 I_2 I_3 - 1$$

where I_i denotes the indicator of a win in the i th race by our horse. (In checking this expression remember that a bet of $\mathcal{L}B$ on a horse with starting price α brings a return of $\mathcal{L}B(\alpha + 1)$, should this horse win.) We lose $\mathcal{L}1$ if some backed horse fails to win. It seems clear that the random variables W and I_1 are *not* independent. If the races are run independently, then

$$\mathbb{P}(W = -1) = \mathbb{P}(I_1 I_2 I_3 = 0),$$

but

$$\mathbb{P}(W = -1 \mid I_1 = 1) = \mathbb{P}(I_2 I_3 = 0)$$

which are different from each other unless the first backed horse is guaranteed victory. ●

We require a tool for studying collections of dependent variables. Knowledge of their individual mass functions is little help by itself. Just as the main tools for studying a random

variable is its distribution function, so the study of, say, a pair of random variables is based on its 'joint' distribution function and mass function.

(2) Definition. The **joint distribution function** $F : \mathbb{R}^2 \rightarrow [0, 1]$ of X and Y , where X and Y are discrete variables, is given by

$$F(x, y) = \mathbb{P}(X \leq x \text{ and } Y \leq y).$$

Their **joint mass function** $f : \mathbb{R}^2 \rightarrow [0, 1]$ is given by

$$f(x, y) = \mathbb{P}(X = x \text{ and } Y = y).$$

Joint distribution functions and joint mass functions of larger collections of variables are defined similarly. The functions F and f can be characterized in much the same way (Lemmas (2.1.6) and (3.1.2)) as the corresponding functions of a single variable. We omit the details. We write $F_{X,Y}$ and $f_{X,Y}$ when we need to stress the role of X and Y . You may think of the joint mass function in the following way. If $A_x = \{X = x\}$ and $B_y = \{Y = y\}$, then

$$f(x, y) = \mathbb{P}(A_x \cap B_y).$$

The definition of independence can now be reformulated in a lemma.

(3) Lemma. *The discrete random variables X and Y are independent if and only if*

$$(4) \quad f_{X,Y}(x, y) = f_X(x)f_Y(y) \quad \text{for all } x, y \in \mathbb{R}.$$

More generally, X and Y are independent if and only if $f_{X,Y}(x, y)$ can be factorized as the product $g(x)h(y)$ of a function of x alone and a function of y alone.

Proof. This is Problem (3.11.1). ■

Suppose that X and Y have joint mass function $f_{X,Y}$ and we wish to check whether or not (4) holds. First we need to calculate the *marginal mass functions* f_X and f_Y from our knowledge of $f_{X,Y}$. These are found in the following way:

$$\begin{aligned} f_X(x) &= \mathbb{P}(X = x) = \mathbb{P}\left(\bigcup_y (\{X = x\} \cap \{Y = y\})\right) \\ &= \sum_y \mathbb{P}(X = x, Y = y) = \sum_y f_{X,Y}(x, y), \end{aligned}$$

and similarly $f_Y(y) = \sum_x f_{X,Y}(x, y)$. Having found the marginals, it is a trivial matter to see whether (4) holds or not.

Remark. We stress that the factorization (4) must hold for *all* x and y in order that X and Y be independent.

(5) Example. Calculation of marginals. In Example (3.2.2) we encountered a pair X, Y of variables with a joint mass function

$$f(x, y) = \frac{\alpha^x \beta^y}{x! y!} e^{-\alpha-\beta} \quad \text{for } x, y = 0, 1, 2, \dots$$

where $\alpha, \beta > 0$. The marginal mass function of X is

$$f_X(x) = \sum_y f(x, y) = \frac{\alpha^x}{x!} e^{-\alpha} \sum_{y=0}^{\infty} \frac{\beta^y}{y!} e^{-\beta} = \frac{\alpha^x}{x!} e^{-\alpha}$$

and so X has the Poisson distribution with parameter α . Similarly Y has the Poisson distribution with parameter β . It is easy to check that (4) holds, whence X and Y are independent. ●

For any discrete pair X, Y , a real function $g(X, Y)$ is a random variable. We shall often need to find its expectation. To avoid explicit calculation of its mass function, we shall use the following more general form of the law of the unconscious statistician, Lemma (3.3.3).

(6) Lemma. $\mathbb{E}(g(X, Y)) = \sum_{x,y} g(x, y) f_{X,Y}(x, y)$.

Proof. As for Lemma (3.3.3). ■

For example, $\mathbb{E}(XY) = \sum_{x,y} xy f_{X,Y}(x, y)$. This formula is particularly useful to statisticians who may need to find simple ways of explaining dependence to laymen. For instance, suppose that the government wishes to announce that the dependence between defence spending and the cost of living is very small. It should *not* publish an estimate of the joint mass function unless its object is obfuscation alone. Most members of the public would prefer to find that this dependence can be represented in terms of a single number on a prescribed scale. Towards this end we make the following definition†.

(7) Definition. The **covariance** of X and Y is

$$\text{cov}(X, Y) = \mathbb{E}[(X - \mathbb{E}X)(Y - \mathbb{E}Y)].$$

The **correlation (coefficient)** of X and Y is

$$\rho(X, Y) = \frac{\text{cov}(X, Y)}{\sqrt{\text{var}(X) \cdot \text{var}(Y)}}$$

as long as the variances are non-zero.

Note that the concept of covariance generalizes that of variance in that $\text{cov}(X, X) = \text{var}(X)$. Expanding the covariance gives

$$\text{cov}(X, Y) = \mathbb{E}(XY) - \mathbb{E}(X)\mathbb{E}(Y).$$

Remember, Definition (3.3.10), that X and Y are called *uncorrelated* if $\text{cov}(X, Y) = 0$. Also, independent variables are always uncorrelated, although the converse is not true. Covariance itself is not a satisfactory measure of dependence because the scale of values which $\text{cov}(X, Y)$ may take contains no points which are clearly interpretable in terms of the relationship between X and Y . The following lemma shows that this is not the case for correlations.

(8) Lemma. *The correlation coefficient ρ satisfies $|\rho(X, Y)| \leq 1$ with equality if and only if $\mathbb{P}(aX + bY = c) = 1$ for some $a, b, c \in \mathbb{R}$.*

†The concepts and terminology in this definition were formulated by Francis Galton in the late 1880s.

The proof is an application of the following important inequality.

(9) Theorem. Cauchy–Schwarz inequality. For random variables X and Y ,

$$\{\mathbb{E}(XY)\}^2 \leq \mathbb{E}(X^2)\mathbb{E}(Y^2)$$

with equality if and only if $\mathbb{P}(aX = bY) = 1$ for some real a and b , at least one of which is non-zero.

Proof. We can assume that $\mathbb{E}(X^2)$ and $\mathbb{E}(Y^2)$ are strictly positive, since otherwise the result follows immediately from Problem (3.11.2). For $a, b \in \mathbb{R}$, let $Z = aX - bY$. Then

$$0 \leq \mathbb{E}(Z^2) = a^2\mathbb{E}(X^2) - 2ab\mathbb{E}(XY) + b^2\mathbb{E}(Y^2).$$

Thus the right-hand side is a quadratic in the variable a with at most one real root. Its discriminant must be non-positive. That is to say, if $b \neq 0$,

$$\mathbb{E}(XY)^2 - \mathbb{E}(X^2)\mathbb{E}(Y^2) \leq 0.$$

The discriminant is zero if and only if the quadratic has a real root. This occurs if and only if

$$\mathbb{E}((aX - bY)^2) = 0 \quad \text{for some } a \text{ and } b,$$

which, by Problem (3.11.2), completes the proof. ■

Proof of (8). Apply (9) to the variables $X - \mathbb{E}X$ and $Y - \mathbb{E}Y$. ■

A more careful treatment than this proof shows that $\rho = +1$ if and only if Y increases linearly with X and $\rho = -1$ if and only if Y decreases linearly as X increases.

(10) Example. Here is a tedious numerical example of the use of joint mass functions. Let X and Y take values in $\{1, 2, 3\}$ and $\{-1, 0, 2\}$ respectively, with joint mass function f where $f(x, y)$ is the appropriate entry in Table 3.1.

	$y = -1$	$y = 0$	$y = 2$	f_X
$x = 1$	$\frac{1}{18}$	$\frac{3}{18}$	$\frac{2}{18}$	$\frac{6}{18}$
$x = 2$	$\frac{2}{18}$	0	$\frac{3}{18}$	$\frac{5}{18}$
$x = 3$	0	$\frac{4}{18}$	$\frac{3}{18}$	$\frac{7}{18}$
f_Y	$\frac{3}{18}$	$\frac{7}{18}$	$\frac{8}{18}$	

Table 3.1. The joint mass function of the random variables X and Y . The indicated row and column sums are the marginal mass functions f_X and f_Y .

A quick calculation gives

$$\mathbb{E}(XY) = \sum_{x,y} xyf(x, y) = 29/18,$$

$$\mathbb{E}(X) = \sum_x xf_X(x) = 37/18, \quad \mathbb{E}(Y) = 13/18,$$

$$\text{var}(X) = \mathbb{E}(X^2) - \mathbb{E}(X)^2 = 233/324, \quad \text{var}(Y) = 461/324,$$

$$\text{cov}(X, Y) = 41/324, \quad \rho(X, Y) = 41/\sqrt{107413}.$$



Exercises for Section 3.6

1. Show that the collection of random variables on a given probability space and having finite variance forms a vector space over the reals.
2. Find the marginal mass functions of the multinomial distribution of Exercise (3.5.1).
3. Let X and Y be discrete random variables with joint mass function

$$f(x, y) = \frac{C}{(x + y - 1)(x + y)(x + y + 1)}, \quad x, y = 1, 2, 3, \dots$$

Find the marginal mass functions of X and Y , calculate C , and also the covariance of X and Y .

4. Let X and Y be discrete random variables with mean 0, variance 1, and covariance ρ . Show that $\mathbb{E}(\max\{X^2, Y^2\}) \leq 1 + \sqrt{1 - \rho^2}$.
5. **Mutual information.** Let X and Y be discrete random variables with joint mass function f .
 - (a) Show that $\mathbb{E}(\log f_X(X)) \geq \mathbb{E}(\log f_Y(Y))$.
 - (b) Show that the *mutual information*

$$I = \mathbb{E} \left(\log \left\{ \frac{f(X, Y)}{f_X(X) f_Y(Y)} \right\} \right)$$

satisfies $I \geq 0$, with equality if and only if X and Y are independent.

6. **Voter paradox.** Let X, Y, Z be discrete random variables with the property that their values are distinct with probability 1. Let $a = \mathbb{P}(X > Y)$, $b = \mathbb{P}(Y > Z)$, $c = \mathbb{P}(Z > X)$.
 - (a) Show that $\min\{a, b, c\} \leq \frac{2}{3}$, and give an example where this bound is attained.
 - (b) Show that, if X, Y, Z are independent and identically distributed, then $a = b = c = \frac{1}{2}$.
 - (c) Find $\min\{a, b, c\}$ and $\sup_p \min\{a, b, c\}$ when $\mathbb{P}(X = 0) = 1$, and Y, Z are independent with $\mathbb{P}(Z = 1) = \mathbb{P}(Y = -1) = p$, $\mathbb{P}(Z = -2) = \mathbb{P}(Y = 2) = 1 - p$. Here, \sup_p denotes the supremum as p varies over $[0, 1]$.

[Part (a) is related to the observation that, in an election, it is possible for more than half of the voters to prefer candidate A to candidate B, more than half B to C, and more than half C to A.]

7. **Benford's distribution, or the law of anomalous numbers.** If one picks a numerical entry at random from an almanac, or the annual accounts of a corporation, the first two significant digits, X, Y , are found to have approximately the joint mass function

$$f(x, y) = \log_{10} \left(1 + \frac{1}{10x + y} \right), \quad 1 \leq x \leq 9, \quad 0 \leq y \leq 9.$$

Find the mass function of X and an approximation to its mean. [A heuristic explanation for this phenomenon may be found in the second of Feller's volumes (1971).]

8. Let X and Y have joint mass function

$$f(j, k) = \frac{c(j+k)a^{j+k}}{j!k!}, \quad j, k \geq 0,$$

where a is a constant. Find c , $\mathbb{P}(X = j)$, $\mathbb{P}(X + Y = r)$, and $\mathbb{E}(X)$.

3.7 Conditional distributions and conditional expectation

In Section 1.4 we discussed the conditional probability $\mathbb{P}(B \mid A)$. This may be set in the more general context of the conditional distribution of one variable Y given the value of another variable X ; this reduces to the definition of the conditional probabilities of events A and B if $X = I_A$ and $Y = I_B$.

Let X and Y be two discrete variables on $(\Omega, \mathcal{F}, \mathbb{P})$.

(1) Definition. The **conditional distribution function** of Y given $X = x$, written $F_{Y|X}(\cdot \mid x)$, is defined by

$$F_{Y|X}(y \mid x) = \mathbb{P}(Y \leq y \mid X = x)$$

for any x such that $\mathbb{P}(X = x) > 0$. The **conditional (probability) mass function** of Y given $X = x$, written $f_{Y|X}(\cdot \mid x)$, is defined by

$$(2) \quad f_{Y|X}(y \mid x) = \mathbb{P}(Y = y \mid X = x)$$

for any x such that $\mathbb{P}(X = x) > 0$.

Formula (2) is easy to remember as $f_{Y|X} = f_{X,Y}/f_X$. Conditional distributions and mass functions are undefined at values of x for which $\mathbb{P}(X = x) = 0$. Clearly X and Y are independent if and only if $f_{Y|X} = f_Y$.

Suppose we are told that $X = x$. Conditional upon this, the new distribution of Y has mass function $f_{Y|X}(y \mid x)$, which we think of as a function of y . The expected value of this distribution, $\sum_y y f_{Y|X}(y \mid x)$, is called the *conditional expectation* of Y given $X = x$ and is written $\psi(x) = \mathbb{E}(Y \mid X = x)$. Now, we observe that the conditional expectation depends on the value x taken by X , and can be thought of as a function $\psi(X)$ of X itself.

(3) Definition. Let $\psi(x) = \mathbb{E}(Y \mid X = x)$. Then $\psi(X)$ is called the **conditional expectation** of Y given X , written as $\mathbb{E}(Y \mid X)$.

Although ‘conditional expectation’ sounds like a number, it is actually a random variable. It has the following important property.

(4) Theorem. The conditional expectation $\psi(X) = \mathbb{E}(Y \mid X)$ satisfies

$$\mathbb{E}(\psi(X)) = \mathbb{E}(Y).$$

Proof. By Lemma (3.3.3),

$$\begin{aligned} \mathbb{E}(\psi(X)) &= \sum_x \psi(x) f_X(x) = \sum_{x,y} y f_{Y|X}(y \mid x) f_X(x) \\ &= \sum_{x,y} y f_{X,Y}(x, y) = \sum_y y f_Y(y) = \mathbb{E}(Y). \quad \blacksquare \end{aligned}$$

This is an extremely useful theorem, to which we shall make repeated reference. It often provides a useful method for calculating $\mathbb{E}(Y)$, since it asserts that

$$\mathbb{E}(Y) = \sum_x \mathbb{E}(Y \mid X = x) \mathbb{P}(X = x).$$

(5) Example. A hen lays N eggs, where N has the Poisson distribution with parameter λ . Each egg hatches with probability $p (= 1 - q)$ independently of the other eggs. Let K be the number of chicks. Find $\mathbb{E}(K | N)$, $\mathbb{E}(K)$, and $\mathbb{E}(N | K)$.

Solution. We are given that

$$f_N(n) = \frac{\lambda^n}{n!} e^{-\lambda}, \quad f_{K|N}(k | n) = \binom{n}{k} p^k (1-p)^{n-k}.$$

Therefore

$$\psi(n) = \mathbb{E}(K | N = n) = \sum_k k f_{K|N}(k | n) = pn.$$

Thus $\mathbb{E}(K | N) = \psi(N) = pN$ and

$$\mathbb{E}(K) = \mathbb{E}(\psi(N)) = p\mathbb{E}(N) = p\lambda.$$

To find $\mathbb{E}(N | K)$ we need to know the conditional mass function $f_{N|K}$ of N given K . However,

$$\begin{aligned} f_{N|K}(n | k) &= \mathbb{P}(N = n | K = k) \\ &= \frac{\mathbb{P}(K = k | N = n)\mathbb{P}(N = n)}{\mathbb{P}(K = k)} \\ &= \frac{\binom{n}{k} p^k (1-p)^{n-k} (\lambda^n/n!) e^{-\lambda}}{\sum_{m \geq k} \binom{m}{k} p^k (1-p)^{m-k} (\lambda^m/m!) e^{-\lambda}} \quad \text{if } n \geq k \\ &= \frac{(q\lambda)^{n-k}}{(n-k)!} e^{-q\lambda}. \end{aligned}$$

Hence

$$\mathbb{E}(N | K = k) = \sum_{n \geq k} n \frac{(q\lambda)^{n-k}}{(n-k)!} e^{-q\lambda} = k + q\lambda,$$

giving $\mathbb{E}(N | K) = K + q\lambda$. ●

There is a more general version of Theorem (4), and this will be of interest later.

(6) Theorem. The conditional expectation $\psi(X) = \mathbb{E}(Y | X)$ satisfies

$$(7) \quad \mathbb{E}(\psi(X)g(X)) = \mathbb{E}(Yg(X))$$

for any function g for which both expectations exist.

Setting $g(x) = 1$ for all x , we obtain the result of (4). Whilst Theorem (6) is useful in its own right, we shall see later that its principal interest lies elsewhere. The conclusion of the theorem may be taken as a *definition* of conditional expectation—as a function $\psi(X)$ of X such that (7) holds for all suitable functions g . Such a definition is convenient when working with a notion of conditional expectation more general than that dealt with here.

Proof. As in the proof of (4),

$$\begin{aligned} \mathbb{E}(\psi(X)g(X)) &= \sum_x \psi(x)g(x)f_X(x) = \sum_{x,y} yg(x)f_{Y|X}(y|x)f_X(x) \\ &= \sum_{x,y} yg(x)f_{X,Y}(x,y) = \mathbb{E}(Yg(X)). \end{aligned} \quad \blacksquare$$

Exercises for Section 3.7

1. Show the following:

- (a) $\mathbb{E}(aY + bZ | X) = a\mathbb{E}(Y | X) + b\mathbb{E}(Z | X)$ for $a, b \in \mathbb{R}$,
- (b) $\mathbb{E}(Y | X) \geq 0$ if $Y \geq 0$,
- (c) $\mathbb{E}(1 | X) = 1$,
- (d) if X and Y are independent then $\mathbb{E}(Y | X) = \mathbb{E}(Y)$,
- (e) ('pull-through property') $\mathbb{E}(Yg(X) | X) = g(X)\mathbb{E}(Y | X)$ for any suitable function g ,
- (f) ('tower property') $\mathbb{E}\{\mathbb{E}(Y | X, Z) | X\} = \mathbb{E}(Y | X) = \mathbb{E}\{\mathbb{E}(Y | X) | X, Z\}$.

2. **Uniqueness of conditional expectation.** Suppose that X and Y are discrete random variables, and that $\phi(X)$ and $\psi(X)$ are two functions of X satisfying

$$\mathbb{E}(\phi(X)g(X)) = \mathbb{E}(\psi(X)g(X)) = \mathbb{E}(Yg(X))$$

for any function g for which all the expectations exist. Show that $\phi(X)$ and $\psi(X)$ are almost surely equal, in that $\mathbb{P}(\phi(X) = \psi(X)) = 1$.

3. Suppose that the conditional expectation of Y given X is defined as the (almost surely) unique function $\psi(X)$ such that $\mathbb{E}(\psi(X)g(X)) = \mathbb{E}(Yg(X))$ for all functions g for which the expectations exist. Show (a)–(f) of Exercise (1) above (with the occasional addition of the expression 'with probability 1').

4. How should we define $\text{var}(Y | X)$, the conditional variance of Y given X ? Show that $\text{var}(Y) = \mathbb{E}(\text{var}(Y | X)) + \text{var}(\mathbb{E}(Y | X))$.

5. The lifetime of a machine (in days) is a random variable T with mass function f . Given that the machine is working after t days, what is the mean subsequent lifetime of the machine when:

- (a) $f(x) = (N + 1)^{-1}$ for $x \in \{0, 1, \dots, N\}$,
- (b) $f(x) = 2^{-x}$ for $x = 1, 2, \dots$

(The first part of Problem (3.11.13) may be useful.)

6. Let X_1, X_2, \dots be identically distributed random variables with mean μ , and let N be a random variable taking values in the non-negative integers and independent of the X_i . Let $S = X_1 + X_2 + \dots + X_N$. Show that $\mathbb{E}(S | N) = \mu N$, and deduce that $\mathbb{E}(S) = \mu \mathbb{E}(N)$.

7. A factory has produced n robots, each of which is faulty with probability ϕ . To each robot a test is applied which detects the fault (if present) with probability δ . Let X be the number of faulty robots, and Y the number detected as faulty. Assuming the usual independence, show that

$$\mathbb{E}(X | Y) = \{n\phi(1 - \delta) + (1 - \phi)Y\} / (1 - \phi\delta).$$

8. **Families.** Each child is equally likely to be male or female, independently of all other children.

- (a) Show that, in a family of predetermined size, the expected number of boys equals the expected number of girls. Was the assumption of independence necessary?
- (b) A randomly selected child is male; does the expected number of his brothers equal the expected number of his sisters? What happens if you do not require independence?

9. Let X and Y be independent with mean μ . Explain the error in the following equation:

$$\text{'}\mathbb{E}(X | X + Y = z) = \mathbb{E}(X | X = z - Y) = \mathbb{E}(z - Y) = z - \mu\text{'}$$

10. A coin shows heads with probability p . Let X_n be the number of flips required to obtain a run of n consecutive heads. Show that $\mathbb{E}(X_n) = \sum_{k=1}^n p^{-k}$.

3.8 Sums of random variables

Much of the classical theory of probability concerns sums of random variables. We have seen already many such sums; the number of heads in n tosses of a coin is one of the simplest such examples, but we shall encounter many situations which are more complicated than this. One particular complication is when the summands are dependent. The first stage in developing a systematic technique is to find a formula for describing the mass function of the sum $Z = X + Y$ of two variables having joint mass function $f(x, y)$.

(1) Theorem. We have that $\mathbb{P}(X + Y = z) = \sum_x f(x, z - x)$.

Proof. The union

$$\{X + Y = z\} = \bigcup_x (\{X = x\} \cap \{Y = z - x\})$$

is disjoint, and at most countably many of its contributions have non-zero probability. Therefore

$$\mathbb{P}(X + Y = z) = \sum_x \mathbb{P}(X = x, Y = z - x) = \sum_x f(x, z - x). \quad \blacksquare$$

If X and Y are independent, then

$$\mathbb{P}(X + Y = z) = f_{X+Y}(z) = \sum_x f_X(x) f_Y(z - x) = \sum_y f_X(z - y) f_Y(y).$$

The mass function of $X + Y$ is called the *convolution* of the mass functions of X and Y , and is written

$$(2) \quad f_{X+Y} = f_X * f_Y.$$

(3) Example (3.5.6) revisited. Let X_1 and X_2 be independent geometric variables with common mass function

$$f(k) = p(1 - p)^{k-1}, \quad k = 1, 2, \dots$$

By (2), $Z = X_1 + X_2$ has mass function

$$\begin{aligned} \mathbb{P}(Z = z) &= \sum_k \mathbb{P}(X_1 = k) \mathbb{P}(X_2 = z - k) \\ &= \sum_{k=1}^{z-1} p(1 - p)^{k-1} p(1 - p)^{z-k-1} \\ &= (z - 1)p^2(1 - p)^{z-2}, \quad z = 2, 3, \dots \end{aligned}$$

in agreement with Example (3.5.6). The general formula for the sum of a number, r say, of geometric variables can easily be verified by induction. ●

Exercises for Section 3.8

1. Let X and Y be independent variables, X being equally likely to take any value in $\{0, 1, \dots, m\}$, and Y similarly in $\{0, 1, \dots, n\}$. Find the mass function of $Z = X + Y$. The random variable Z is said to have the *trapezoidal distribution*.

2. Let X and Y have the joint mass function

$$f(x, y) = \frac{C}{(x + y - 1)(x + y)(x + y + 1)}, \quad x, y = 1, 2, 3, \dots$$

Find the mass functions of $U = X + Y$ and $V = X - Y$.

3. Let X and Y be independent geometric random variables with respective parameters α and β . Show that

$$\mathbb{P}(X + Y = z) = \frac{\alpha\beta}{\alpha - \beta} \{(1 - \beta)^{z-1} - (1 - \alpha)^{z-1}\}.$$

4. Let $\{X_r : 1 \leq r \leq n\}$ be independent geometric random variables with parameter p . Show that $Z = \sum_{r=1}^n X_r$ has a negative binomial distribution. [Hint: No calculations are necessary.]

5. **Pepys's problem**†. Sam rolls $6n$ dice once; he needs at least n sixes. Isaac rolls $6(n + 1)$ dice; he needs at least $n + 1$ sixes. Who is more likely to obtain the number of sixes he needs?

6. Let N be Poisson distributed with parameter λ . Show that, for any function g such that the expectations exist, $\mathbb{E}(Ng(N)) = \lambda \mathbb{E}g(N + 1)$. More generally, if $S = \sum_{r=1}^N X_r$, where $\{X_r : r \geq 0\}$ are independent identically distributed non-negative integer-valued random variables, show that

$$\mathbb{E}(Sg(S)) = \lambda \mathbb{E}(g(S + X_0)X_0).$$

3.9 Simple random walk

Until now we have dealt largely with general theory; the final two sections of this chapter may provide some lighter relief. One of the simplest random processes is so-called ‘simple random walk’‡; this process arises in many ways, of which the following is traditional. A gambler G plays the following game at the casino. The croupier tosses a (possibly biased) coin repeatedly; each time heads appears, he gives G one franc, and each time tails appears he takes one franc from G . Writing S_n for G 's fortune after n tosses of the coin, we have that $S_{n+1} = S_n + X_{n+1}$ where X_{n+1} is a random variable taking the value 1 with some fixed probability p and -1 otherwise; furthermore, X_{n+1} is assumed independent of the results of all previous tosses. Thus

$$(1) \quad S_n = S_0 + \sum_{i=1}^n X_i,$$

†Pepys put a simple version of this problem to Newton in 1693, but was reluctant to accept the correct reply he received.

‡Karl Pearson coined the term ‘random walk’ in 1906, and (using a result of Rayleigh) demonstrated the theorem that “the most likely place to find a drunken walker is somewhere near his starting point”, empirical verification of which is not hard to find.

so that S_n is obtained from the initial fortune S_0 by the addition of n independent random variables. We are assuming here that there are no constraints on G 's fortune imposed externally, such as that the game is terminated if his fortune is reduced to zero.

An alternative picture of 'simple random walk' involves the motion of a particle—a particle which inhabits the set of integers and which moves at each step either one step to the right, with probability p , or one step to the left, the directions of different steps being independent of each other. More complicated random walks arise when the steps of the particle are allowed to have some general distribution on the integers, or the reals, so that the position S_n at time n is given by (1) where the X_i are independent and identically distributed random variables having some specified distribution function. Even greater generality is obtained by assuming that the X_i take values in \mathbb{R}^d for some $d \geq 1$, or even some vector space over the real numbers. Random walks may be used with some success in modelling various practical situations, such as the numbers of cars in a toll queue at 5 minute intervals, the position of a pollen grain suspended in fluid at 1 second intervals, or the value of the Dow–Jones index each Monday morning. In each case, it may not be too bad a guess that the $(n + 1)$ th reading differs from the n th by a random quantity which is independent of previous jumps but has the same probability distribution. The theory of random walks is a basic tool in the probabilist's kit, and we shall concern ourselves here with 'simple random walk' only.

At any instant of time a particle inhabits one of the integer points of the real line. At time 0 it starts from some specified point, and at each subsequent epoch of time 1, 2, . . . it moves from its current position to a new position according to the following law. With probability p it moves one step to the right, and with probability $q = 1 - p$ it moves one step to the left; moves are independent of each other. The walk is called *symmetric* if $p = q = \frac{1}{2}$. Example (1.7.4) concerned a symmetric random walk with 'absorbing' barriers at the points 0 and N . In general, let S_n denote the position of the particle after n moves, and set $S_0 = a$. Then

$$(2) \quad S_n = a + \sum_{i=1}^n X_i$$

where X_1, X_2, \dots is a sequence of independent Bernoulli variables taking values $+1$ and -1 (rather than $+1$ and 0 as before) with probabilities p and q .

We record the motion of the particle as the sequence $\{(n, S_n) : n \geq 0\}$ of Cartesian coordinates of points in the plane. This collection of points, joined by solid lines between neighbours, is called the *path* of the particle. In the example shown in Figure 3.2, the particle has visited the points 0, 1, 0, -1 , 0, 1, 2 in succession. This representation has a confusing aspect in that the direction of the particle's steps is parallel to the y -axis, whereas we have previously been specifying the movement in the traditional way as to the right or to the left. In future, any reference to the x -axis or the y -axis will pertain to a diagram of its path as exemplified by Figure 3.2.

The sequence (2) of partial sums has three important properties.

(3) **Lemma.** *The simple random walk is spatially homogeneous; that is*

$$\mathbb{P}(S_n = j \mid S_0 = a) = \mathbb{P}(S_n = j + b \mid S_0 = a + b).$$

Proof. Both sides equal $\mathbb{P}(\sum_1^n X_i = j - a)$. ■

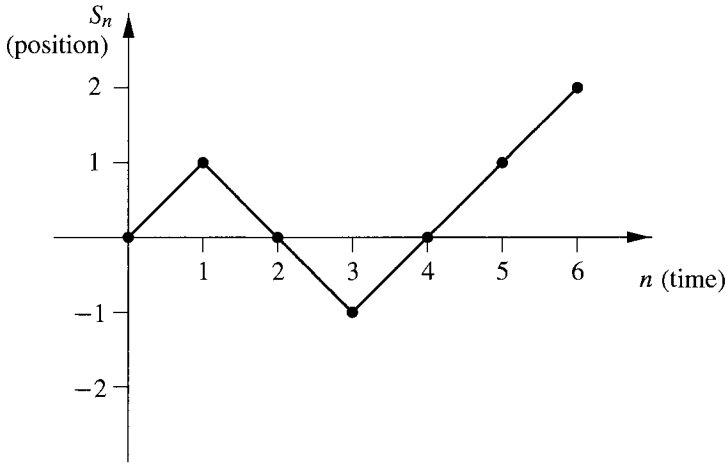


Figure 3.2. A random walk S_n .

(4) Lemma. *The simple random walk is temporally homogeneous; that is*

$$\mathbb{P}(S_n = j \mid S_0 = a) = \mathbb{P}(S_{m+n} = j \mid S_m = a).$$

Proof. The left- and right-hand sides satisfy

$$\text{LHS} = \mathbb{P}\left(\sum_1^n X_i = j - a\right) = \mathbb{P}\left(\sum_{m+1}^{m+n} X_i = j - a\right) = \text{RHS}. \quad \blacksquare$$

(5) Lemma. *The simple random walk has the Markov property; that is*

$$\mathbb{P}(S_{m+n} = j \mid S_0, S_1, \dots, S_m) = \mathbb{P}(S_{m+n} = j \mid S_m), \quad n \geq 0.$$

Statements such as $\mathbb{P}(S = j \mid X, Y) = \mathbb{P}(S = j \mid X)$ are to be interpreted in the obvious way as meaning that

$$\mathbb{P}(S = j \mid X = x, Y = y) = \mathbb{P}(S = j \mid X = x) \quad \text{for all } x \text{ and } y;$$

this is a slight abuse of notation.

Proof. If one knows the value of S_m , then the distribution of S_{m+n} depends only on the jumps X_{m+1}, \dots, X_{m+n} , and cannot depend on further information concerning the values of S_0, S_1, \dots, S_{m-1} . \blacksquare

This ‘Markov property’ is often expressed informally by saying that, conditional upon knowing the value of the process at the m th step, its values after the m th step do not depend on its values before the m th step. More colloquially: conditional upon the present, the future does not depend on the past. We shall meet this property again later.

(6) Example. Absorbing barriers. Let us revisit Example (1.7.4) for general values of p . Equation (1.7.5) gives us the following difference equation for the probabilities $\{p_k\}$ where p_k is the probability of ultimate ruin starting from k :

$$(7) \quad p_k = p \cdot p_{k+1} + q \cdot p_{k-1} \quad \text{if } 1 \leq k \leq N - 1$$

with boundary conditions $p_0 = 1$, $p_N = 0$. The solution of such a difference equation proceeds as follows. Look for a solution of the form $p_k = \theta^k$. Substitute this into (7) and cancel out the power θ^{k-1} to obtain $p\theta^2 - \theta + q = 0$, which has roots $\theta_1 = 1$, $\theta_2 = q/p$. If $p \neq \frac{1}{2}$ then these roots are distinct and the general solution of (7) is $p_k = A_1\theta_1^k + A_2\theta_2^k$ for arbitrary constants A_1 and A_2 . Use the boundary conditions to obtain

$$p_k = \frac{(q/p)^k - (q/p)^N}{1 - (q/p)^N}.$$

If $p = \frac{1}{2}$ then $\theta_1 = \theta_2 = 1$ and the general solution to (7) is $p_k = A_1 + A_2k$. Use the boundary conditions to obtain $p_k = 1 - (k/N)$.

A more complicated equation is obtained for the mean number D_k of steps before the particle hits one of the absorbing barriers, starting from k . In this case we use conditional expectations and (3.7.4) to find that

$$(8) \quad D_k = p(1 + D_{k+1}) + q(1 + D_{k-1}) \quad \text{if } 1 \leq k \leq N - 1$$

with the boundary conditions $D_0 = D_N = 0$. Try solving this; you need to find a general solution and a particular solution, as in the solution of second-order linear differential equations. This answer is

$$(9) \quad D_k = \begin{cases} \frac{1}{q-p} \left[k - N \left(\frac{1 - (q/p)^k}{1 - (q/p)^N} \right) \right] & \text{if } p \neq \frac{1}{2}, \\ k(N-k) & \text{if } p = \frac{1}{2}. \end{cases} \quad \bullet$$

(10) Example. Retaining barriers. In Example (1.7.4), suppose that the Jaguar buyer has a rich uncle who will guarantee all his losses. Then the random walk does not end when the particle hits zero, although it cannot visit a negative integer. Instead $\mathbb{P}(S_{n+1} = 0 \mid S_n = 0) = q$ and $\mathbb{P}(S_{n+1} = 1 \mid S_n = 0) = p$. The origin is said to have a ‘retaining’ barrier (sometimes called ‘reflecting’).

What now is the expected duration of the game? The mean duration F_k , starting from k , satisfies the same difference equation (8) as before but subject to different boundary conditions. We leave it as an *exercise* to show that the boundary conditions are $F_N = 0$, $pF_0 = 1 + pF_1$, and hence to find F_k . ●

In such examples the techniques of ‘conditioning’ are supremely useful. The idea is that in order to calculate a probability $\mathbb{P}(A)$ or expectation $\mathbb{E}(Y)$ we condition either on some partition of Ω (and use Lemma (1.4.4)) or on the outcome of some random variable (and use Theorem (3.7.4) or the forthcoming Theorem (4.6.5)). In this section this technique yielded the difference equations (7) and (8). In later sections the same idea will yield differential equations, integral equations, and functional equations, some of which can be solved.

Exercises for Section 3.9

1. Let T be the time which elapses before a simple random walk is absorbed at either of the absorbing barriers at 0 and N , having started at k where $0 \leq k \leq N$. Show that $\mathbb{P}(T < \infty) = 1$ and $\mathbb{E}(T^k) < \infty$ for all $k \geq 1$.

2. For simple random walk S with absorbing barriers at 0 and N , let W be the event that the particle is absorbed at 0 rather than at N , and let $p_k = \mathbb{P}(W \mid S_0 = k)$. Show that, if the particle starts at k where $0 < k < N$, the conditional probability that the first step is rightwards, given W , equals pp_{k+1}/p_k . Deduce that the mean duration J_k of the walk, conditional on W , satisfies the equation

$$pp_{k+1}J_{k+1} - p_kJ_k + (p_k - pp_{k+1})J_{k-1} = -p_k, \quad \text{for } 0 < k < N.$$

Show that we may take as boundary condition $J_0 = 0$. Find J_k in the symmetric case, when $p = \frac{1}{2}$.

3. With the notation of Exercise (2), suppose further that at any step the particle may remain where it is with probability r where $p + q + r = 1$. Show that J_k satisfies

$$pp_{k+1}J_{k+1} - (1-r)p_kJ_k + qp_{k-1}J_{k-1} = -p_k$$

and that, when $\rho = q/p \neq 1$,

$$J_k = \frac{1}{p-q} \cdot \frac{1}{\rho^k - \rho^N} \left\{ k(\rho^k + \rho^N) - \frac{2N\rho^N(1-\rho^k)}{1-\rho^N} \right\}.$$

4. **Problem of the points.** A coin is tossed repeatedly, heads turning up with probability p on each toss. Player A wins the game if m heads appear before n tails have appeared, and player B wins otherwise. Let p_{mn} be the probability that A wins the game. Set up a difference equation for the p_{mn} . What are the boundary conditions?

5. Consider a simple random walk on the set $\{0, 1, 2, \dots, N\}$ in which each step is to the right with probability p or to the left with probability $q = 1 - p$. Absorbing barriers are placed at 0 and N . Show that the number X of positive steps of the walk before absorption satisfies

$$\mathbb{E}(X) = \frac{1}{2} \{D_k - k + N(1 - p_k)\}$$

where D_k is the mean number of steps until absorption and p_k is the probability of absorption at 0.

6. (a) "Millionaires should always gamble, poor men never" [J. M. Keynes].
 (b) "If I wanted to gamble, I would buy a casino" [P. Getty].
 (c) "That the chance of gain is naturally overvalued, we may learn from the universal success of lotteries" [Adam Smith, 1776].

Discuss.

3.10 Random walk: counting sample paths

In the previous section, our principal technique was to condition on the first step of the walk and then solve the ensuing difference equation. Another primitive but useful technique is to count. Let X_1, X_2, \dots be independent variables, each taking the values -1 and 1 with probabilities $q = 1 - p$ and p , as before, and let

$$(1) \quad S_n = a + \sum_{i=1}^n X_i$$

be the position of the corresponding random walker after n steps, having started at $S_0 = a$. The set of realizations of the walk is the set of vectors $\mathbf{s} = (s_0, s_1, \dots)$ with $s_0 = a$ and $s_{i+1} - s_i = \pm 1$, and any such vector may be thought of as a ‘sample path’ of the walk, drawn in the manner of Figure 3.2. The probability that the first n steps of the walk follow a given path $\mathbf{s} = (s_0, s_1, \dots, s_n)$ is $p^r q^l$ where r is the number of steps of \mathbf{s} to the right and l is the number to the left[†]; that is to say, $r = |\{i : s_{i+1} - s_i = 1\}|$ and $l = |\{i : s_{i+1} - s_i = -1\}|$. Any event may be expressed in terms of an appropriate set of paths, and the probability of the event is the sum of the component probabilities. For example, $\mathbb{P}(S_n = b) = \sum_r M_n^r(a, b) p^r q^{n-r}$ where $M_n^r(a, b)$ is the number of paths (s_0, s_1, \dots, s_n) with $s_0 = a$, $s_n = b$, and having exactly r rightward steps. It is easy to see that $r + l = n$, the total number of steps, and $r - l = b - a$, the aggregate rightward displacement, so that $r = \frac{1}{2}(n + b - a)$ and $l = \frac{1}{2}(n - b + a)$. Thus

$$(2) \quad \mathbb{P}(S_n = b) = \binom{n}{\frac{1}{2}(n + b - a)} p^{\frac{1}{2}(n+b-a)} q^{\frac{1}{2}(n-b+a)},$$

since there are exactly $\binom{n}{r}$ paths with length n having r rightward steps and $n - r$ leftward steps. Formula (2) is useful only if $\frac{1}{2}(n + b - a)$ is an integer lying in the range $0, 1, \dots, n$; otherwise, the probability in question equals 0.

Natural equations of interest for the walk include:

- (a) when does the first visit of the random walk to a given point occur; and
- (b) what is the furthest rightward point visited by the random walk by time n ?

Such questions may be answered with the aid of certain elegant results and techniques for counting paths. The first of these is the ‘reflection principle’. Here is some basic notation. As in Figure 3.2, we keep a record of the random walk S through its path $\{(n, S_n) : n \geq 0\}$.

Suppose we know that $S_0 = a$ and $S_n = b$. The random walk may or may not have visited the origin between times 0 and n . Let $N_n(a, b)$ be the number of possible paths from $(0, a)$ to (n, b) , and let $N_n^0(a, b)$ be the number of such paths which contain some point $(k, 0)$ on the x -axis.

(3) Theorem. The reflection principle. *If $a, b > 0$ then $N_n^0(a, b) = N_n(-a, b)$.*

Proof. Each path from $(0, -a)$ to (n, b) intersects the x -axis at some earliest point $(k, 0)$. Reflect the segment of the path with $0 \leq x \leq k$ in the x -axis to obtain a path joining $(0, a)$ to (n, b) which intersects the x -axis (see Figure 3.3). This operation gives a one–one correspondence between the collections of such paths, and the theorem is proved. ■

We have, as before, a formula for $N_n(a, b)$.

$$(4) \text{ Lemma. } N_n(a, b) = \binom{n}{\frac{1}{2}(n + b - a)}.$$

Proof. Choose a path from $(0, a)$ to (n, b) and let α and β be the numbers of positive and negative steps, respectively, in this path. Then $\alpha + \beta = n$ and $\alpha - \beta = b - a$, so that $\alpha = \frac{1}{2}(n + b - a)$. The number of such paths is the number of ways of picking α positive steps from the n available. That is

$$(5) \quad N_n(a, b) = \binom{n}{\alpha} = \binom{n}{\frac{1}{2}(n + b - a)}. \quad \blacksquare$$

[†]The words ‘right’ and ‘left’ are to be interpreted as meaning in the positive and negative directions respectively, plotted along the y -axis as in Figure 3.2.

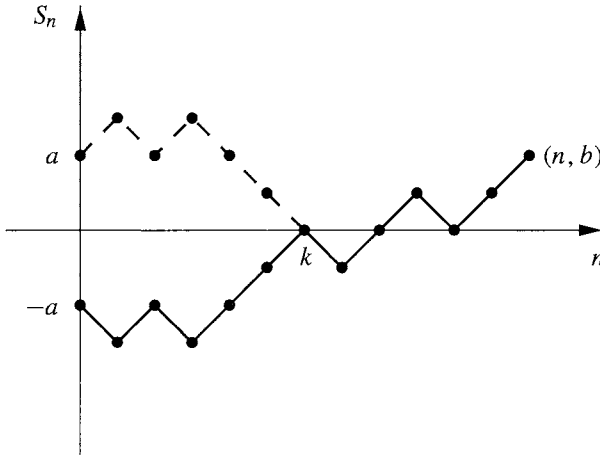


Figure 3.3. A random walk; the dashed line is the reflection of the first segment of the walk.

The famous ‘ballot theorem’ is a consequence of these elementary results; it was proved first by W. A. Whitworth in 1878.

(6) Corollary†. Ballot theorem. *If $b > 0$ then the number of paths from $(0, 0)$ to (n, b) which do not revisit the x -axis equals $(b/n)N_n(0, b)$.*

Proof. The first step of all such paths is to $(1, 1)$, and so the number of such path is

$$N_{n-1}(1, b) - N_{n-1}^0(1, b) = N_{n-1}(1, b) - N_{n-1}(-1, b)$$

by the reflection principle. We now use (4) and an elementary calculation to obtain the required result. ■

As an application, and an explanation of the title of the theorem, we may easily answer the following amusing question. Suppose that, in a ballot, candidate A scores α votes and candidate B scores β votes where $\alpha > \beta$. What is the probability that, during the ballot, A was always ahead of B ? Let X_i equal 1 if the i th vote was cast for A , and -1 otherwise. Assuming that each possible combination of α votes for A and β votes for B is equally likely, we have that the probability in question is the proportion of paths from $(0, 0)$ to $(\alpha + \beta, \alpha - \beta)$ which do not revisit the x -axis. Using the ballot theorem, we obtain the answer $(\alpha - \beta)/(\alpha + \beta)$.

Here are some applications of the reflection principle to random walks. First, what is the probability that the walk does not revisit its starting point in the first n steps? We may as well assume that $S_0 = 0$, so that $S_1 \neq 0, \dots, S_n \neq 0$ if and only if $S_1 S_2 \cdots S_n \neq 0$.

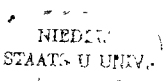
(7) Theorem. *If $S_0 = 0$ then, for $n \geq 1$,*

$$(8) \quad \mathbb{P}(S_1 S_2 \cdots S_n \neq 0, S_n = b) = \frac{|b|}{n} \mathbb{P}(S_n = b),$$

and therefore

$$(9) \quad \mathbb{P}(S_1 S_2 \cdots S_n \neq 0) = \frac{1}{n} \mathbb{E}|S_n|.$$

†Derived from the Latin word ‘corollarium’ meaning ‘money paid for a garland’ or ‘tip’.



Proof. Suppose that $S_0 = 0$ and $S_n = b (> 0)$. The event in question occurs if and only if the path of the random walk does not visit the x -axis in the time interval $[1, n]$. The number of such paths is, by the ballot theorem, $(b/n)N_n(0, b)$, and each such path has $\frac{1}{2}(n+b)$ rightward steps and $\frac{1}{2}(n-b)$ leftward steps. Therefore

$$\mathbb{P}(S_1 S_2 \cdots S_n \neq 0, S_n = b) = \frac{b}{n} N_n(0, b) p^{\frac{1}{2}(n+b)} q^{\frac{1}{2}(n-b)} = \frac{b}{n} \mathbb{P}(S_n = b)$$

as required. A similar calculation is valid if $b < 0$. ■

Another feature of interest is the maximum value attained by the random walk. We write $M_n = \max\{S_i : 0 \leq i \leq n\}$ for the maximum value up to time n , and shall suppose that $S_0 = 0$, so that $M_n \geq 0$. Clearly $M_n \geq S_n$, and the first part of the next theorem is therefore trivial.

(10) Theorem. *Suppose that $S_0 = 0$. Then, for $r \geq 1$,*

$$(11) \quad \mathbb{P}(M_n \geq r, S_n = b) = \begin{cases} \mathbb{P}(S_n = b) & \text{if } b \geq r, \\ (q/p)^{r-b} \mathbb{P}(S_n = 2r - b) & \text{if } b < r. \end{cases}$$

It follows that, for $r \geq 1$,

$$(12) \quad \begin{aligned} \mathbb{P}(M_n \geq r) &= \mathbb{P}(S_n \geq r) + \sum_{b=-\infty}^{r-1} (q/p)^{r-b} \mathbb{P}(S_n = 2r - b) \\ &= \mathbb{P}(S_n = r) + \sum_{c=r+1}^{\infty} [1 + (q/p)^{c-r}] \mathbb{P}(S_n = c), \end{aligned}$$

yielding in the symmetric case when $p = q = \frac{1}{2}$ that

$$(13) \quad \mathbb{P}(M_n \geq r) = 2\mathbb{P}(S_n \geq r + 1) + \mathbb{P}(S_n = r),$$

which is easily expressed in terms of the binomial distribution.

Proof of (10). We may assume that $r \geq 1$ and $b < r$. Let $N_n^r(0, b)$ be the number of paths from $(0, 0)$ to (n, b) which include some point having height r , which is to say some point (i, r) with $0 < i < n$; for such a path π , let (i_π, r) be the earliest such point. We may reflect the segment of the path with $i_\pi \leq x \leq n$ in the line $y = r$ to obtain a path π' joining $(0, 0)$ to $(n, 2r - b)$. Any such path π' is obtained thus from a unique path π , and therefore $N_n^r(0, b) = N_n(0, 2r - b)$. It follows as required that

$$\begin{aligned} \mathbb{P}(M_n \geq r, S_n = b) &= N_n^r(0, b) p^{\frac{1}{2}(n+b)} q^{\frac{1}{2}(n-b)} \\ &= (q/p)^{r-b} N_n(0, 2r - b) p^{\frac{1}{2}(n+2r-b)} q^{\frac{1}{2}(n-2r+b)} \\ &= (q/p)^{r-b} \mathbb{P}(S_n = 2r - b). \end{aligned} \quad \blacksquare$$

What is the chance that the walk reaches a new maximum at a particular time? More precisely, what is the probability that the walk, starting from 0, reaches the point $b (> 0)$ for the time time at the n th step? Writing $f_b(n)$ for this probability, we have that

$$\begin{aligned} f_b(n) &= \mathbb{P}(M_{n-1} = S_{n-1} = b - 1, S_n = b) \\ &= p \left[\mathbb{P}(M_{n-1} \geq b - 1, S_{n-1} = b - 1) - \mathbb{P}(M_{n-1} \geq b, S_{n-1} = b - 1) \right] \\ &= p \left[\mathbb{P}(S_{n-1} = b - 1) - (q/p) \mathbb{P}(S_{n-1} = b + 1) \right] \quad \text{by (11)} \\ &= \frac{b}{n} \mathbb{P}(S_n = b) \end{aligned}$$

by a simple calculation using (2). A similar conclusion may be reached if $b < 0$, and we arrive at the following.

(14) Hitting time theorem. *The probability $f_b(n)$ that a random walk S hits the point b for the first time at the n th step, having started from 0, satisfies*

$$(15) \quad f_b(n) = \frac{|b|}{n} \mathbb{P}(S_n = b) \quad \text{if } n \geq 1.$$

The conclusion here has a close resemblance to that of the ballot theorem, and particularly Theorem (7). This is no coincidence: a closer examination of the two results leads to another technique for random walks, the technique of ‘reversal’. If the first n steps of the original random walk are

$$\{0, S_1, S_2, \dots, S_n\} = \left\{ 0, X_1, X_1 + X_2, \dots, \sum_1^n X_i \right\}$$

then the steps of the *reversed* walk, denoted by $0, T_1, \dots, T_n$, are given by

$$\{0, T_1, T_2, \dots, T_n\} = \left\{ 0, X_n, X_n + X_{n-1}, \dots, \sum_1^n X_i \right\}.$$

Draw a diagram to see how the two walks correspond to each other. The X_i are independent and identically distributed, and it follows that the two walks have identical distributions even if $p \neq \frac{1}{2}$. Notice that the addition of an extra step to the original walk may change *every* step of the reversed walk.

Now, the original walk satisfies $S_n = b (> 0)$ and $S_1 S_2 \cdots S_n \neq 0$ if and only if the reversed walk satisfied $T_n = b$ and $T_n - T_{n-i} = X_1 + \cdots + X_i > 0$ for all $i \geq 1$, which is to say that the first visit of the reversed walk to the point b takes place at time n . Therefore

$$(16) \quad \mathbb{P}(S_1 S_2 \cdots S_n \neq 0, S_n = b) = f_b(n) \quad \text{if } b > 0.$$

This is the ‘coincidence’ remarked above; a similar argument is valid if $b < 0$. The technique of reversal has other applications. For example, let μ_b be the mean number of visits of the walk to the point b before it returns to its starting point. If $S_0 = 0$ then, by (16),

$$(17) \quad \mu_b = \sum_{n=1}^{\infty} \mathbb{P}(S_1 S_2 \cdots S_n \neq 0, S_n = b) = \sum_{n=1}^{\infty} f_b(n) = \mathbb{P}(S_n = b \text{ for some } n),$$

the probability of ultimately visiting b . This leads to the following result.

(18) Theorem. *If $p = \frac{1}{2}$ and $S_0 = 0$, for any $b (\neq 0)$ the mean number μ_b of visits of the walk to the point b before returning to the origin equals 1.*

Proof. Let $f_b = \mathbb{P}(S_n = b \text{ for some } n \geq 0)$. We have, by conditioning on the value of S_1 , that $f_b = \frac{1}{2}(f_{b+1} + f_{b-1})$ for $b > 0$, with boundary condition $f_0 = 1$. The solution of this difference equation is $f_b = Ab + B$ for constants A and B . The unique such solution lying in $[0, 1]$ with $f_0 = 1$ is given by $f_b = 1$ for all $b \geq 0$. By symmetry, $f_b = 1$ for $b \leq 0$. However, $f_b = \mu_b$ for $b \neq 0$, and the claim follows. ■

‘The truly amazing implications of this result appear best in the language of fair games. A perfect coin is tossed until the first equalization of the accumulated numbers of heads and tails. The gambler receives one penny for every time that the accumulated number of heads exceeds the accumulated number of tails by m . The “fair entrance fee” equals 1 independently of m .’ (Feller 1968, p. 367).

We conclude with two celebrated properties of the symmetric random walk.

(19) Theorem. Arc sine law for last visit to the origin. *Suppose that $p = \frac{1}{2}$ and $S_0 = 0$. The probability that the last visit to 0 up to time $2n$ occurred at time $2k$ is $\mathbb{P}(S_{2k} = 0)\mathbb{P}(S_{2n-2k} = 0)$.*

In advance of proving this, we note some consequences. Writing $\alpha_{2n}(2k)$ for the probability referred to in the theorem, it follows from the theorem that $\alpha_{2n}(2k) = u_{2k}u_{2n-2k}$ where

$$u_{2k} = \mathbb{P}(S_{2k} = 0) = \binom{2k}{k} 2^{-2k}.$$

In order to understand the behaviour of u_{2k} for large values of k , we use Stirling’s formula:

$$(20) \quad n! \sim n^n e^{-n} \sqrt{2\pi n} \quad \text{as } n \rightarrow \infty,$$

which is to say that the ratio of the left-hand side to the right-hand side tends to 1 as $n \rightarrow \infty$. Applying this formula, we obtain that $u_{2k} \sim 1/\sqrt{\pi k}$ as $k \rightarrow \infty$. This gives rise to the approximation

$$\alpha_{2n}(2k) \simeq \frac{1}{\pi \sqrt{k(n-k)}},$$

valid for values of k which are close to neither 0 nor n . With T_{2n} denoting the time of the last visit to 0 up to time $2n$, it follows that

$$\mathbb{P}(T_{2n} \leq 2xn) \simeq \sum_{k \leq xn} \frac{1}{\pi \sqrt{k(n-k)}} \sim \int_{u=0}^{xn} \frac{1}{\pi \sqrt{u(n-u)}} du = \frac{2}{\pi} \sin^{-1} \sqrt{x},$$

which is to say that $T_{2n}/(2n)$ has a distribution function which is approximately $(2/\pi) \sin^{-1} \sqrt{x}$ when n is sufficiently large. We have proved a limit theorem.

The arc sine law is rather surprising. One may think that, in a long run of $2n$ tosses of a fair coin, the epochs of time at which there have appeared equal numbers of heads and tails should appear rather frequently. On the contrary, there is for example probability $\frac{1}{2}$ that no such epoch arrived in the final n tosses, and indeed probability approximately $\frac{1}{5}$ that no such epoch occurred after the first $\frac{1}{5}n$ tosses. One may think that, in a long run of $2n$ tosses of a

fair coin, the last time at which the numbers of heads and tails were equal tends to be close to the end. On the contrary, the distribution of this time is symmetric around the midpoint.

How much time does a symmetric random walk spend to the right of the origin? More precisely, for how many values of k satisfying $0 \leq k \leq 2n$ is it the case that $S_k > 0$? Intuitively, one might expect the answer to be around n with large probability, but the truth is quite different. With large probability, the proportion of time spent to the right (or to the left) of the origin is near to 0 or to 1, but not near to $\frac{1}{2}$. That is to say, in a long sequence of tosses of a fair coin, there is large probability that one face (either heads or tails) will lead the other for a disproportionate amount of time.

(21) Theorem. Arc sine law for sojourn times. *Suppose that $p = \frac{1}{2}$ and $S_0 = 0$. The probability that the walk spends exactly $2k$ intervals of time, up to time $2n$, to the right of the origin equals $\mathbb{P}(S_{2k} = 0)\mathbb{P}(S_{2n-2k} = 0)$.*

We say that the interval $(k, k + 1)$ is spent to the right of the origin if either $S_k > 0$ or $S_{k+1} > 0$. It is clear that the number of such intervals is even if the total number of steps is even. The conclusion of this theorem is most striking. First, the answer is the same as that of Theorem (19). Secondly, by the calculations following (19) we have that the probability that the walk spends $2xn$ units of time or less to the right of the origin is approximately $(2/\pi) \sin^{-1} \sqrt{x}$.

Proof of (19). The probability in question is

$$\begin{aligned} \alpha_{2n}(2k) &= \mathbb{P}(S_{2k} = 0)\mathbb{P}(S_{2k+1}S_{2k+2} \cdots S_{2n} \neq 0 \mid S_{2k} = 0) \\ &= \mathbb{P}(S_{2k} = 0)\mathbb{P}(S_1S_2 \cdots S_{2n-2k} \neq 0). \end{aligned}$$

Now, setting $m = n - k$, we have by (8) that

$$\begin{aligned} (22) \quad \mathbb{P}(S_1S_2 \cdots S_{2m} \neq 0) &= 2 \sum_{k=1}^m \frac{2k}{2m} \mathbb{P}(S_{2m} = 2k) = 2 \sum_{k=1}^m \frac{2k}{2m} \binom{2m}{m+k} \left(\frac{1}{2}\right)^{2m} \\ &= 2 \left(\frac{1}{2}\right)^{2m} \sum_{k=1}^m \left[\binom{2m-1}{m+k-1} - \binom{2m-1}{m+k} \right] \\ &= 2 \left(\frac{1}{2}\right)^{2m} \binom{2m-1}{m} \\ &= \binom{2m}{m} \left(\frac{1}{2}\right)^{2m} = \mathbb{P}(S_{2m} = 0). \quad \blacksquare \end{aligned}$$

In passing, note the proof in (22) that

$$(23) \quad \mathbb{P}(S_1S_2 \cdots S_{2m} \neq 0) = \mathbb{P}(S_{2m} = 0)$$

for the simple symmetric random walk.

Proof of (21). Let $\beta_{2n}(2k)$ be the probability in question, and write $u_{2m} = \mathbb{P}(S_{2m} = 0)$ as before. We are claiming that, for all $m \geq 1$,

$$(24) \quad \beta_{2m}(2k) = u_{2k}u_{2m-2k} \quad \text{if } 0 \leq k \leq m.$$

First,

$$\begin{aligned}\mathbb{P}(S_1 S_2 \cdots S_{2m} > 0) &= \mathbb{P}(S_1 = 1, S_2 \geq 1, \dots, S_{2m} \geq 1) \\ &= \frac{1}{2} \mathbb{P}(S_1 \geq 0, S_2 \geq 0, \dots, S_{2m-1} \geq 0),\end{aligned}$$

where the second line follows by considering the walk $S_1 - 1, S_2 - 1, \dots, S_{2m} - 1$. Now S_{2m-1} is an odd number, so that $S_{2m-1} \geq 0$ implies that $S_{2m} \geq 0$ also. Thus

$$\mathbb{P}(S_1 S_2 \cdots S_{2m} > 0) = \frac{1}{2} \mathbb{P}(S_1 \geq 0, S_2 \geq 0, \dots, S_{2m} \geq 0),$$

yielding by (23) that

$$\frac{1}{2} u_{2m} = \mathbb{P}(S_1 S_2 \cdots S_{2m} > 0) = \frac{1}{2} \beta_{2m}(2m),$$

and (24) follows for $k = m$, and therefore for $k = 0$ also by symmetry.

Let n be a positive integer, and let T be the time of the first return of the walk to the origin. If $S_{2n} = 0$ then $T \leq 2n$; the probability mass function $f_{2r} = \mathbb{P}(T = 2r)$ satisfies

$$\mathbb{P}(S_{2n} = 0) = \sum_{r=1}^n \mathbb{P}(S_{2n} = 0 \mid T = 2r) \mathbb{P}(T = 2r) = \sum_{r=1}^n \mathbb{P}(S_{2n-2r} = 0) \mathbb{P}(T = 2r),$$

which is to say that

$$(25) \quad u_{2n} = \sum_{r=1}^n u_{2n-2r} f_{2r}.$$

Let $1 \leq k \leq n - 1$, and consider $\beta_{2n}(2k)$. The corresponding event entails that $T = 2r$ for some r satisfying $1 \leq r < n$. The time interval $(0, T)$ is spent entirely either to the right or the left of the origin, and each possibility has probability $\frac{1}{2}$. Therefore,

$$(26) \quad \beta_{2n}(2k) = \sum_{r=1}^k \frac{1}{2} \mathbb{P}(T = 2r) \beta_{2n-2r}(2k - 2r) + \sum_{r=1}^{n-k} \frac{1}{2} \mathbb{P}(T = 2r) \beta_{2n-2r}(2k).$$

We conclude the proof by using induction. Certainly (24) is valid for all k if $m = 1$. Assume (24) is valid for all k and all $m < n$.

From (26),

$$\begin{aligned}\beta_{2n}(2k) &= \frac{1}{2} \sum_{r=1}^k f_{2r} u_{2k-2r} u_{2n-2k} + \frac{1}{2} \sum_{r=1}^{n-k} f_{2r} u_{2k} u_{2n-2k-2r} \\ &= \frac{1}{2} u_{2n-2k} u_{2k} + \frac{1}{2} u_{2k} u_{2n-2k} = u_{2k} u_{2n-2k}\end{aligned}$$

by (25), as required. ■

 Exercises for Section 3.10

1. Consider a symmetric simple random walk S with $S_0 = 0$. Let $T = \min\{n \geq 1 : S_n = 0\}$ be the time of the first return of the walk to its starting point. Show that

$$\mathbb{P}(T = 2n) = \frac{1}{2n-1} \binom{2n}{n} 2^{-2n},$$

and deduce that $\mathbb{E}(T^\alpha) < \infty$ if and only if $\alpha < \frac{1}{2}$. You may need Stirling's formula: $n! \sim n^{n+\frac{1}{2}} e^{-n} \sqrt{2\pi}$.

2. For a symmetric simple random walk starting at 0, show that the mass function of the maximum satisfies $\mathbb{P}(M_n = r) = \mathbb{P}(S_n = r) + \mathbb{P}(S_n = r + 1)$ for $r \geq 0$.

3. For a symmetric simple random walk starting at 0, show that the probability that the first visit to S_{2n} takes place at time $2k$ equals the product $\mathbb{P}(S_{2k} = 0)\mathbb{P}(S_{2n-2k} = 0)$, for $0 \leq k \leq n$.

3.11 Problems

1. (a) Let X and Y be independent discrete random variables, and let $g, h : \mathbb{R} \rightarrow \mathbb{R}$. Show that $g(X)$ and $h(Y)$ are independent.
- (b) Show that two discrete random variables X and Y are independent if and only if $f_{X,Y}(x, y) = f_X(x)f_Y(y)$ for all $x, y \in \mathbb{R}$.
- (c) More generally, show that X and Y are independent if and only if $f_{X,Y}(x, y)$ can be factorized as the product $g(x)h(y)$ of a function of x alone and a function of y alone.

2. Show that if $\text{var}(X) = 0$ then X is almost surely constant; that is, there exists $a \in \mathbb{R}$ such that $\mathbb{P}(X = a) = 1$. (First show that if $\mathbb{E}(X^2) = 0$ then $\mathbb{P}(X = 0) = 1$.)

3. (a) Let X be a discrete random variable and let $g : \mathbb{R} \rightarrow \mathbb{R}$. Show that, when the sum is absolutely convergent,

$$\mathbb{E}(g(X)) = \sum_x g(x)\mathbb{P}(X = x).$$

(b) If X and Y are independent and $g, h : \mathbb{R} \rightarrow \mathbb{R}$, show that $\mathbb{E}(g(X)h(Y)) = \mathbb{E}(g(X))\mathbb{E}(h(Y))$ whenever these expectations exist.

4. Let $\Omega = \{\omega_1, \omega_2, \omega_3\}$, with $\mathbb{P}(\omega_1) = \mathbb{P}(\omega_2) = \mathbb{P}(\omega_3) = \frac{1}{3}$. Define $X, Y, Z : \Omega \rightarrow \mathbb{R}$ by

$$\begin{aligned} X(\omega_1) &= 1, & X(\omega_2) &= 2, & X(\omega_3) &= 3, \\ Y(\omega_1) &= 2, & Y(\omega_2) &= 3, & Y(\omega_3) &= 1, \\ Z(\omega_1) &= 2, & Z(\omega_2) &= 2, & Z(\omega_3) &= 1. \end{aligned}$$

Show that X and Y have the same mass functions. Find the mass functions of $X + Y$, XY , and X/Y . Find the conditional mass functions $f_{Y|Z}$ and $f_{Z|Y}$.

5. For what values of k and α is f a mass function, where:

- (a) $f(n) = k/\{n(n+1)\}$, $n = 1, 2, \dots$,
- (b) $f(n) = kn^\alpha$, $n = 1, 2, \dots$ (zeta or Zipf distribution)?

6. Let X and Y be independent Poisson variables with respective parameters λ and μ . Show that:
- $X + Y$ is Poisson, parameter $\lambda + \mu$,
 - the conditional distribution of X , given $X + Y = n$, is binomial, and find its parameters.
7. If X is geometric, show that $\mathbb{P}(X = n + k \mid X > n) = \mathbb{P}(X = k)$ for $k, n \geq 1$. Why do you think that this is called the ‘lack of memory’ property? Does any other distribution on the positive integers have this property?
8. Show that the sum of two independent binomial variables, $\text{bin}(m, p)$ and $\text{bin}(n, p)$ respectively, is $\text{bin}(m + n, p)$.
9. Let N be the number of heads occurring in n tosses of a biased coin. Write down the mass function of N in terms of the probability p of heads turning up on each toss. Prove and utilize the identity

$$\sum_i \binom{n}{2i} x^{2i} y^{n-2i} = \frac{1}{2} \{ (x+y)^n + (y-x)^n \}$$

in order to calculate the probability p_n that N is even. Compare with Problem (1.8.20).

10. An urn contains N balls, b of which are blue and $r (= N - b)$ of which are red. A random sample of n balls is withdrawn without replacement from the urn. Show that the number B of blue balls in this sample has the mass function

$$\mathbb{P}(B = k) = \frac{\binom{b}{k} \binom{N-b}{n-k}}{\binom{N}{n}}.$$

This is called the *hypergeometric distribution* with parameters N , b , and n . Show further that if N , b , and r approach ∞ in such a way that $b/N \rightarrow p$ and $r/N \rightarrow 1 - p$, then

$$\mathbb{P}(B = k) \rightarrow \binom{n}{k} p^k (1-p)^{n-k}.$$

You have shown that, for small n and large N , the distribution of B barely depends on whether or not the balls are replaced in the urn immediately after their withdrawal.

11. Let X and Y be independent $\text{bin}(n, p)$ variables, and let $Z = X + Y$. Show that the conditional distribution of X given $Z = N$ is the hypergeometric distribution of Problem (3.11.10).
12. Suppose X and Y take values in $\{0, 1\}$, with joint mass function $f(x, y)$. Write $f(0, 0) = a$, $f(0, 1) = b$, $f(1, 0) = c$, $f(1, 1) = d$, and find necessary and sufficient conditions for X and Y to be: (a) uncorrelated, (b) independent.
13. (a) If X takes non-negative integer values show that

$$\mathbb{E}(X) = \sum_{n=0}^{\infty} \mathbb{P}(X > n).$$

- An urn contains b blue and r red balls. Balls are removed at random until the first blue ball is drawn. Show that the expected number drawn is $(b + r + 1)/(b + 1)$.
- The balls are replaced and then removed at random until all the remaining balls are of the same colour. Find the expected number remaining in the urn.

14. Let X_1, X_2, \dots, X_n be independent random variables, and suppose that X_k is Bernoulli with parameter p_k . Show that $Y = X_1 + X_2 + \dots + X_n$ has mean and variance given by

$$\mathbb{E}(Y) = \sum_1^n p_k, \quad \text{var}(Y) = \sum_1^n p_k(1 - p_k).$$

Show that, for $\mathbb{E}(Y)$ fixed, $\text{var}(Y)$ is a maximum when $p_1 = p_2 = \dots = p_n$. That is to say, the variation in the sum is greatest when individuals are most alike. Is this contrary to intuition?

15. Let $\mathbf{X} = (X_1, X_2, \dots, X_n)$ be a vector of random variables. The *covariance matrix* $\mathbf{V}(\mathbf{X})$ of \mathbf{X} is defined to be the symmetric n by n matrix with entries $(v_{ij} : 1 \leq i, j \leq n)$ given by $v_{ij} = \text{cov}(X_i, X_j)$. Show that $|\mathbf{V}(\mathbf{X})| = 0$ if and only if the X_i are linearly dependent with probability one, in that $\mathbb{P}(a_1 X_1 + a_2 X_2 + \dots + a_n X_n = b) = 1$ for some \mathbf{a} and b . ($|\mathbf{V}|$ denotes the determinant of \mathbf{V} .)

16. Let X and Y be independent Bernoulli random variables with parameter $\frac{1}{2}$. Show that $X + Y$ and $|X - Y|$ are dependent though uncorrelated.

17. A secretary drops n matching pairs of letters and envelopes down the stairs, and then places the letters into the envelopes in a random order. Use indicators to show that the number X of correctly matched pairs has mean and variance 1 for all $n \geq 2$. Show that the mass function of X converges to a Poisson mass function as $n \rightarrow \infty$.

18. Let $\mathbf{X} = (X_1, X_2, \dots, X_n)$ be a vector of independent random variables each having the Bernoulli distribution with parameter p . Let $f : \{0, 1\}^n \rightarrow \mathbb{R}$ be *increasing*, which is to say that $f(\mathbf{x}) \leq f(\mathbf{y})$ whenever $x_i \leq y_i$ for each i .

(a) Let $e(p) = \mathbb{E}(f(\mathbf{X}))$. Show that $e(p_1) \leq e(p_2)$ if $p_1 \leq p_2$.

(b) **FKG inequality**[†]. Let f and g be increasing functions from $\{0, 1\}^n$ into \mathbb{R} . Show by induction on n that $\text{cov}(f(\mathbf{X}), g(\mathbf{X})) \geq 0$.

19. Let $R(p)$ be the reliability function of a network G with a given source and sink, each edge of which is working with probability p , and let A be the event that there exists a working connection from source to sink. Show that

$$R(p) = \sum_{\omega} I_A(\omega) p^{N(\omega)} (1 - p)^{m - N(\omega)}$$

where ω is a typical realization (i.e., outcome) of the network, $N(\omega)$ is the number of working edges of ω , and m is the total number of edges of G .

Deduce that $R'(p) = \text{cov}(I_A, N)/\{p(1 - p)\}$, and hence that

$$\frac{R(p)(1 - R(p))}{p(1 - p)} \leq R'(p) \leq \sqrt{\frac{mR(p)(1 - R(p))}{p(1 - p)}}.$$

20. Let $R(p)$ be the reliability function of a network G , each edge of which is working with probability p .

(a) Show that $R(p_1 p_2) \leq R(p_1)R(p_2)$ if $0 \leq p_1, p_2 \leq 1$.

(b) Show that $R(p^\gamma) \leq R(p)^\gamma$ for all $0 \leq p \leq 1$ and $\gamma \geq 1$.

21. **DNA fingerprinting.** In a certain style of detective fiction, the sleuth is required to declare “the criminal has the unusual characteristics . . . ; find this person and you have your man”. Assume that any given individual has these unusual characteristics with probability 10^{-7} independently of all other individuals, and that the city in question contains 10^7 inhabitants. Calculate the expected number of such people in the city.

[†]Named after C. Fortuin, P. Kasteleyn, and J. Ginibre (1971), but due in this form to T. E. Harris (1960).

- (a) Given that the police inspector finds such a person, what is the probability that there is at least one other?
- (b) If the inspector finds two such people, what is the probability that there is at least one more?
- (c) How many such people need be found before the inspector can be reasonably confident that he has found them all?
- (d) For the given population, how improbable should the characteristics of the criminal be, in order that he (or she) be specified uniquely?

22. In 1710, J. Arbuthnot observed that male births had exceeded female births in London for 82 successive years. Arguing that the two sexes are equally likely, and 2^{-82} is very small, he attributed this run of masculinity to Divine Providence. Let us assume that each birth results in a girl with probability $p = 0.485$, and that the outcomes of different confinements are independent of each other. Ignoring the possibility of twins (and so on), show that the probability that girls outnumber boys in $2n$ live births is no greater than $\binom{2n}{n} p^n q^n \{q/(q-p)\}$, where $q = 1 - p$. Suppose that 20,000 children are born in each of 82 successive years. Show that the probability that boys outnumber girls every year is at least 0.99. You may need Stirling's formula.

23. Consider a symmetric random walk with an absorbing barrier at N and a reflecting barrier at 0 (so that, when the particle is at 0, it moves to 1 at the next step). Let $\alpha_k(j)$ be the probability that the particle, having started at k , visits 0 exactly j times before being absorbed at N . We make the convention that, if $k = 0$, then the starting point counts as one visit. Show that

$$\alpha_k(j) = \frac{N-k}{N^2} \left(1 - \frac{1}{N}\right)^{j-1}, \quad j \geq 1, 0 \leq k \leq N.$$

24. Problem of the points (3.9.4). A coin is tossed repeatedly, heads turning up with probability p on each toss. Player A wins the game if heads appears at least m times before tails has appeared n times; otherwise player B wins the game. Find the probability that A wins the game.

25. A coin is tossed repeatedly, heads appearing on each toss with probability p . A gambler starts with initial fortune k (where $0 < k < N$); he wins one point for each head and loses one point for each tail. If his fortune is ever 0 he is bankrupted, whilst if it ever reaches N he stops gambling to buy a Jaguar. Suppose that $p < \frac{1}{2}$. Show that the gambler can increase his chance of winning by doubling the stakes. You may assume that k and N are even.

What is the corresponding strategy if $p \geq \frac{1}{2}$?

26. A compulsive gambler is never satisfied. At each stage he wins £1 with probability p and loses £1 otherwise. Find the probability that he is ultimately bankrupted, having started with an initial fortune of £ k .

27. Range of random walk. Let $\{X_n : n \geq 1\}$ be independent, identically distributed random variables taking integer values. Let $S_0 = 0$, $S_n = \sum_{i=1}^n X_i$. The range R_n of S_0, S_1, \dots, S_n is the number of distinct values taken by the sequence. Show that $\mathbb{P}(R_n = R_{n-1} + 1) = \mathbb{P}(S_1 S_2 \cdots S_n \neq 0)$, and deduce that, as $n \rightarrow \infty$,

$$\frac{1}{n} \mathbb{E}(R_n) \rightarrow \mathbb{P}(S_k \neq 0 \text{ for all } k \geq 1).$$

Hence show that, for the simple random walk, $n^{-1} \mathbb{E}(R_n) \rightarrow |p - q|$ as $n \rightarrow \infty$.

28. Arc sine law for maxima. Consider a symmetric random walk S starting from the origin, and let $M_n = \max\{S_i : 0 \leq i \leq n\}$. Show that, for $i = 2k, 2k + 1$, the probability that the walk reaches M_{2n} for the first time at time i equals $\frac{1}{2} \mathbb{P}(S_{2k} = 0) \mathbb{P}(S_{2n-2k} = 0)$.

29. Let S be a symmetric random walk with $S_0 = 0$, and let N_n be the number of points that have been visited by S exactly once up to time n . Show that $\mathbb{E}(N_n) = 2$.

30. Family planning. Consider the following fragment of verse entitled ‘Note for the scientist’.

People who have three daughters try for more,
 And then its fifty-fifty they’ll have four,
 Those with a son or sons will let things be,
 Hence all these surplus women, QED.

- (a) What do you think of the argument?
 (b) Show that the mean number of children of either sex in a family whose fertile parents have followed this policy equals 1. (You should assume that each delivery yields exactly one child whose sex is equally likely to be male or female.) Discuss.

31. Let $\beta > 1$, let p_1, p_2, \dots denote the prime numbers, and let $N(1), N(2), \dots$ be independent random variables, $N(i)$ having mass function $\mathbb{P}(N(i) = k) = (1 - \gamma_i)\gamma_i^k$ for $k \geq 0$, where $\gamma_i = p_i^{-\beta}$ for all i . Show that $M = \prod_{i=1}^{\infty} p_i^{N(i)}$ is a random integer with mass function $\mathbb{P}(M = m) = Cm^{-\beta}$ for $m \geq 1$ (this may be called the *Dirichlet distribution*), where C is a constant satisfying

$$C = \prod_{i=1}^{\infty} \left(1 - \frac{1}{p_i^{\beta}}\right) = \left(\sum_{m=1}^{\infty} \frac{1}{m^{\beta}}\right)^{-1}.$$

32. $N + 1$ plates are laid out around a circular dining table, and a hot cake is passed between them in the manner of a symmetric random walk: each time it arrives on a plate, it is tossed to one of the two neighbouring plates, each possibility having probability $\frac{1}{2}$. The game stops at the moment when the cake has visited every plate at least once. Show that, with the exception of the plate where the cake began, each plate has probability $1/N$ of being the last plate visited by the cake.

33. Simplex algorithm. There are $\binom{n}{m}$ points ranked in order of merit with no matches. You seek to reach the best, B . If you are at the j th best, you step to any one of the $j - 1$ better points, with equal probability of stepping to each. Let r_j be the expected number of steps to reach B from the j th best vertex. Show that $r_j = \sum_{k=1}^{j-1} k^{-1}$. Give an asymptotic expression for the expected time to reach B from the worst vertex, for large m, n .

34. Dimer problem. There are n unstable molecules in a row, m_1, m_2, \dots, m_n . One of the $n - 1$ pairs of neighbours, chosen at random, combines to form a stable dimer; this process continues until there remain U_n isolated molecules no two of which are adjacent. Show that the probability that m_1 remains isolated is $\sum_{r=0}^{n-1} (-1)^r / r! \rightarrow e^{-1}$ as $n \rightarrow \infty$. Deduce that $\lim_{n \rightarrow \infty} n^{-1} \mathbb{E}U_n = e^{-2}$.

35. Poisson approximation. Let $\{I_r : 1 \leq r \leq n\}$ be independent Bernoulli random variables with respective parameters $\{p_r : 1 \leq r \leq n\}$ satisfying $p_r \leq c < 1$ for all r and some c . Let $\lambda = \sum_{r=1}^n p_r$ and $X = \sum_{r=1}^n X_r$. Show that

$$\mathbb{P}(X = k) = \frac{\lambda^k e^{-\lambda}}{k!} \left\{ 1 + O\left(\lambda \max_r p_r + \frac{k^2}{\lambda} \max_r p_r\right) \right\}.$$

36. Sampling. The length of the tail of the r th member of a troop of N chimeras is x_r . A random sample of n chimeras is taken (without replacement) and their tails measured. Let I_r be the indicator of the event that the r th chimera is in the sample. Set

$$X_r = x_r I_r, \quad \bar{Y} = \frac{1}{n} \sum_{r=1}^N X_r, \quad \bar{x} = \frac{1}{N} \sum_{r=1}^N x_r, \quad \sigma^2 = \frac{1}{N} \sum_{r=1}^N (x_r - \bar{x})^2.$$

Show that $\mathbb{E}(\bar{Y}) = \mu$, and $\text{var}(\bar{Y}) = (N - n)\sigma^2 / \{n(N - 1)\}$.

37. Berkson's fallacy. Any individual in a group G contracts a certain disease C with probability γ ; such individuals are hospitalized with probability c . Independently of this, anyone in G may be in hospital with probability a , for some other reason. Let X be the number in hospital, and Y the number in hospital who have C (including those with C admitted for any other reason). Show that the correlation between X and Y is

$$\rho(X, Y) = \sqrt{\frac{\gamma p}{1 - \gamma p} \cdot \frac{(1 - a)(1 - \gamma c)}{a + \gamma c - a\gamma c}},$$

where $p = a + c - ac$.

It has been stated erroneously that, when $\rho(X, Y)$ is near unity, this is evidence for a causal relation between being in G and contracting C .

38. A telephone sales company attempts repeatedly to sell new kitchens to each of the N families in a village. Family i agrees to buy a new kitchen after it has been solicited K_i times, where the K_i are independent identically distributed random variables with mass function $f(n) = \mathbb{P}(K_i = n)$. The value ∞ is allowed, so that $f(\infty) \geq 0$. Let X_n be the number of kitchens sold at the n th round of solicitations, so that $X_n = \sum_{i=1}^N I_{\{K_i=n\}}$. Suppose that N is a random variable with the Poisson distribution with parameter ν .

- Show that the X_n are independent random variables, X_r having the Poisson distribution with parameter $\nu f(r)$.
- The company loses heart after the T th round of calls, where $T = \inf\{n : X_n = 0\}$. Let $S = X_1 + X_2 + \cdots + X_T$ be the number of solicitations made up to time T . Show further that $\mathbb{E}(S) = \nu \mathbb{E}(F(T))$ where $F(k) = f(1) + f(2) + \cdots + f(k)$.

39. A particle performs a random walk on the non-negative integers as follows. When at the point n (> 0) its next position is uniformly distributed on the set $\{0, 1, 2, \dots, n+1\}$. When it hits 0 for the first time, it is absorbed. Suppose it starts at the point a .

- Find the probability that its position never exceeds a , and prove that, with probability 1, it is absorbed ultimately.
- Find the probability that the final step of the walk is from 1 to 0 when $a = 1$.
- Find the expected number of steps taken before absorption when $a = 1$.

40. Let G be a finite graph with neither loops nor multiple edges, and write d_v for the degree of the vertex v . An *independent set* is a set of vertices no pair of which is joined by an edge. Let $\alpha(G)$ be the size of the largest independent set of G . Use the probabilistic method to show that $\alpha(G) \geq \sum_v 1/(d_v + 1)$. [This conclusion is sometimes referred to as *Turán's theorem*.]

Continuous random variables

Summary. The distribution of a continuous random variable may be specified via its probability density function. The key notion of independence is explored for continuous random variables. The concept of expectation and its consequent theory are discussed in depth. Conditional distributions and densities are studied, leading to the notion of conditional expectation. Certain specific distributions are introduced, including the exponential and normal distributions, and the multivariate normal distribution. The density function following a change of variables is derived by the Jacobian formula. The study of sums of random variables leads to the convolution formula for density functions. Methods for sampling from given distributions are presented. The method of coupling is discussed with examples, and the Stein–Chen approximation to the Poisson distribution is proved. The final section is devoted to questions of geometrical probability.

4.1 Probability density functions

Recall that a random variable X is *continuous* if its distribution function $F(x) = \mathbb{P}(X \leq x)$ can be written as[†]

$$(1) \quad F(x) = \int_{-\infty}^x f(u) \, du$$

for some integrable $f : \mathbb{R} \rightarrow [0, \infty)$.

(2) Definition. The function f is called the **(probability) density function** of the continuous random variable X .

The density function of F is not prescribed uniquely by (1) since two integrable functions which take identical values except at some specific point have the same integrals. However, if F is differentiable at u then we shall normally set $f(u) = F'(u)$. We may write $f_X(u)$ to stress the role of X .

[†]Never mind what type of integral this is, at this stage.

(3) Example (2.3.4) revisited. The random variables X and Y have density functions

$$f_X(x) = \begin{cases} (2\pi)^{-1} & \text{if } 0 \leq x \leq 2\pi, \\ 0 & \text{otherwise,} \end{cases} \quad f_Y(y) = \begin{cases} y^{-\frac{1}{2}}/(4\pi) & \text{if } 0 \leq y \leq 4\pi^2, \\ 0 & \text{otherwise.} \end{cases} \quad \bullet$$

These density functions are non-zero if and only if $x \in [0, 2\pi]$ and $y \in [0, 4\pi^2]$. In such cases in the future, we shall write simply $f_X(x) = (2\pi)^{-1}$ for $0 \leq x \leq 2\pi$, and similarly for f_Y , with the implicit implication that the functions in question equal zero elsewhere.

Continuous variables contrast starkly with discrete variables in that they satisfy $\mathbb{P}(X = x) = 0$ for all $x \in \mathbb{R}$; this may seem paradoxical since X necessarily takes *some* value. Very roughly speaking, the resolution of this paradox lies in the observation that there are *uncountably* many possible values for X ; this number is so large that the probability of X taking any particular value cannot exceed zero.

The numerical value $f(x)$ is *not* a probability. However, we can think of $f(x) dx$ as the element of probability $\mathbb{P}(x < X \leq x + dx)$, since

$$\mathbb{P}(x < X \leq x + dx) = F(x + dx) - F(x) \simeq f(x) dx.$$

From equation (1), the probability that X takes a value in the interval $[a, b]$ is

$$\mathbb{P}(a \leq X \leq b) = \int_a^b f(x) dx.$$

Intuitively speaking, in order to calculate this probability, we simply add up all the small elements of probability which contribute. More generally, if B is a sufficiently nice subset of \mathbb{R} (such as an interval, or a countable union of intervals, and so on), then it is reasonable to expect that

$$(4) \quad \mathbb{P}(X \in B) = \int_B f(x) dx,$$

and indeed this turns out to be the case.

We have deliberately used the same letter f for mass functions and density functions[†] since these functions perform exactly analogous tasks for the appropriate classes of random variables. In many cases proofs of results for discrete variables can be rewritten for continuous variables by replacing any summation sign by an integral sign, and any probability mass $f(x)$ by the corresponding element of probability $f(x) dx$.

(5) Lemma. *If X has density function f then*

- (a) $\int_{-\infty}^{\infty} f(x) dx = 1$,
- (b) $\mathbb{P}(X = x) = 0$ for all $x \in \mathbb{R}$,
- (c) $\mathbb{P}(a \leq X \leq b) = \int_a^b f(x) dx$.

Proof. Exercise. ■

[†]Some writers prefer to use the letter p to denote a mass function, the better to distinguish mass functions from density functions.

Part (a) of the lemma characterizes those non-negative integrable functions which are density functions of some random variable.

We conclude this section with a technical note for the more critical reader. For what sets B is (4) meaningful, and why does (5a) characterize density functions? Let \mathcal{J} be the collection of all open intervals in \mathbb{R} . By the discussion in Section 1.6, \mathcal{J} can be extended to a unique smallest σ -field $\mathcal{B} = \sigma(\mathcal{J})$ which contains \mathcal{J} ; \mathcal{B} is called the *Borel σ -field* and contains *Borel sets*. Equation (4) holds for all $B \in \mathcal{B}$. Setting $\mathbb{P}_X(B) = \mathbb{P}(X \in B)$, we can check that $(\mathbb{R}, \mathcal{B}, \mathbb{P}_X)$ is a probability space. Secondly, suppose that $f : \mathbb{R} \rightarrow [0, \infty)$ is integrable and $\int_{-\infty}^{\infty} f(x) dx = 1$. For any $B \in \mathcal{B}$, we define

$$\mathbb{P}(B) = \int_B f(x) dx.$$

Then $(\mathbb{R}, \mathcal{B}, \mathbb{P})$ is a probability space and f is the density function of the identity random variable $X : \mathbb{R} \rightarrow \mathbb{R}$ given by $X(x) = x$ for any $x \in \mathbb{R}$. Assiduous readers will verify the steps of this argument for their own satisfaction (or see Clarke 1975, p. 53).

Exercises for Section 4.1

- For what values of the parameters are the following functions probability density functions?
 - $f(x) = C\{x(1-x)\}^{-\frac{1}{2}}$, $0 < x < 1$, the density function of the ‘arc sine law’.
 - $f(x) = C \exp(-x - e^{-x})$, $x \in \mathbb{R}$, the density function of the ‘extreme-value distribution’.
 - $f(x) = C(1+x^2)^{-m}$, $x \in \mathbb{R}$.
- Find the density function of $Y = aX$, where $a > 0$, in terms of the density function of X . Show that the continuous random variables X and $-X$ have the same distribution function if and only if $f_X(x) = f_X(-x)$ for all $x \in \mathbb{R}$.
- If f and g are density functions of random variables X and Y , show that $\alpha f + (1-\alpha)g$ is a density function for $0 \leq \alpha \leq 1$, and describe a random variable of which it is the density function.
- Survival.** Let X be a positive random variable with density function f and distribution function F . Define the *hazard function* $H(x) = -\log[1 - F(x)]$ and the *hazard rate*

$$r(x) = \lim_{h \downarrow 0} \frac{1}{h} \mathbb{P}(X \leq x+h \mid X > x), \quad x \geq 0.$$

Show that:

- $r(x) = H'(x) = f(x)/\{1 - F(x)\}$,
- If $r(x)$ increases with x then $H(x)/x$ increases with x ,
- $H(x)/x$ increases with x if and only if $[1 - F(x)]^\alpha \leq 1 - F(\alpha x)$ for all $0 \leq \alpha \leq 1$,
- If $H(x)/x$ increases with x , then $H(x+y) \geq H(x) + H(y)$ for all $x, y \geq 0$.

4.2 Independence

This section contains the counterpart of Section 3.2 for continuous variables, though it contains a definition and theorem which hold for any pair of variables, regardless of their types (continuous, discrete, and so on). We cannot continue to define the independence of X and Y in terms of events such as $\{X = x\}$ and $\{Y = y\}$, since these events have zero probability and are trivially independent.

(1) Definition. Random variables X and Y are called **independent** if

(2) $\{X \leq x\}$ and $\{Y \leq y\}$ are independent events for all $x, y \in \mathbb{R}$.

The reader should verify that discrete variables satisfy (2) if and only if they are independent in the sense of Section 3.2. Definition (1) is the general definition of the independence of any two variables X and Y , regardless of their types. The following general result holds for the independence of functions of random variables. Let X and Y be random variables, and let $g, h : \mathbb{R} \rightarrow \mathbb{R}$. Then $g(X)$ and $h(Y)$ are functions which map Ω into \mathbb{R} by

$$g(X)(\omega) = g(X(\omega)), \quad h(Y)(\omega) = h(Y(\omega))$$

as in Theorem (3.2.3). Let us suppose that $g(X)$ and $h(Y)$ are random variables. (This holds if they are \mathcal{F} -measurable; it is valid for instance if g and h are sufficiently smooth or regular by being, say, continuous or monotonic. The correct condition on g and h is actually that, for all Borel subsets B of \mathbb{R} , $g^{-1}(B)$ and $h^{-1}(B)$ are Borel sets also.) In the rest of this book, we assume that any expression of the form ' $g(X)$ ', where g is a function and X is a random variable, is itself a random variable.

(3) Theorem. If X and Y are independent, then so are $g(X)$ and $h(Y)$.

Move immediately to the next section unless you want to prove this.

Proof. Some readers may like to try and prove this on their second reading. The proof does not rely on any property such as continuity. The key lies in the requirement of Definition (2.1.3) that random variables be \mathcal{F} -measurable, and in the observation that $g(X)$ is \mathcal{F} -measurable if $g : \mathbb{R} \rightarrow \mathbb{R}$ is *Borel measurable*, which is to say that $g^{-1}(B) \in \mathcal{B}$, the Borel σ -field, for all $B \in \mathcal{B}$. Complete the proof yourself (*exercise*). ■

Exercises for Section 4.2

1. I am selling my house, and have decided to accept the first offer exceeding $\mathcal{L}K$. Assuming that offers are independent random variables with common distribution function F , find the expected number of offers received before I sell the house.
2. Let X and Y be independent random variables with common distribution function F and density function f . Show that $V = \max\{X, Y\}$ has distribution function $\mathbb{P}(V \leq x) = F(x)^2$ and density function $f_V(x) = 2f(x)F(x)$, $x \in \mathbb{R}$. Find the density function of $U = \min\{X, Y\}$.
3. The annual rainfall figures in Bandrika are independent identically distributed continuous random variables $\{X_r : r \geq 1\}$. Find the probability that:
 - (a) $X_1 < X_2 < X_3 < X_4$,
 - (b) $X_1 > X_2 < X_3 < X_4$.
4. Let $\{X_r : r \geq 1\}$ be independent and identically distributed with distribution function F satisfying $F(y) < 1$ for all y , and let $Y(y) = \min\{k : X_k > y\}$. Show that

$$\lim_{y \rightarrow \infty} \mathbb{P}(Y(y) \leq \mathbb{E}Y(y)) = 1 - e^{-1}.$$

4.3 Expectation

The expectation of a discrete variable X is $\mathbb{E}X = \sum_x x\mathbb{P}(X = x)$. This is an average of the possible values of X , each value being weighted by its probability. For continuous variables, expectations are defined as integrals.

(1) Definition. The **expectation** of a continuous random variable X with density function f is given by

$$\mathbb{E}X = \int_{-\infty}^{\infty} xf(x) dx$$

whenever this integral exists.

There are various ways of defining the integral of a function $g : \mathbb{R} \rightarrow \mathbb{R}$, but it is not appropriate to explore this here. Note that usually we shall allow the existence of $\int g(x) dx$ only if $\int |g(x)| dx < \infty$.

(2) Examples (2.3.4) and (4.1.3) revisited. The random variables X and Y of these examples have mean values

$$\mathbb{E}(X) = \int_0^{2\pi} \frac{x}{2\pi} dx = \pi, \quad \mathbb{E}(Y) = \int_0^{4\pi^2} \frac{\sqrt{y}}{4\pi} dy = \frac{4}{3}\pi^2. \quad \bullet$$

Roughly speaking, the expectation operator \mathbb{E} has the same properties for continuous variables as it has for discrete variables.

(3) Theorem. If X and $g(X)$ are continuous random variables then

$$\mathbb{E}(g(X)) = \int_{-\infty}^{\infty} g(x)f_X(x) dx.$$

We give a simple proof for the case when g takes only non-negative values, and we leave it to the reader to extend this to the general case. Our proof is a corollary of the next lemma.

(4) Lemma. If X has density function f with $f(x) = 0$ when $x < 0$, and distribution function F , then

$$\mathbb{E}X = \int_0^{\infty} [1 - F(x)] dx.$$

Proof.

$$\int_0^{\infty} [1 - F(x)] dx = \int_0^{\infty} \mathbb{P}(X > x) dx = \int_0^{\infty} \int_{y=x}^{\infty} f(y) dy dx.$$

Now change the order of integration in the last term. ■

Proof of (3) when $g \geq 0$. By (4),

$$\mathbb{E}(g(X)) = \int_0^{\infty} \mathbb{P}(g(X) > x) dx = \int_0^{\infty} \left(\int_B f_X(y) dy \right) dx$$

where $B = \{y : g(y) > x\}$. We interchange the order of integration here to obtain

$$\mathbb{E}(g(X)) = \int_0^{\infty} \int_0^{g(y)} dx f_X(y) dy = \int_0^{\infty} g(y)f_X(y) dy. \quad \blacksquare$$

(5) Example (2) continued. Lemma (4) enables us to find $\mathbb{E}(Y)$ without calculating f_Y , for

$$\mathbb{E}(Y) = \mathbb{E}(X^2) = \int_0^{2\pi} x^2 f_X(x) dx = \int_0^{2\pi} \frac{x^2}{2\pi} dx = \frac{4}{3}\pi^2. \quad \bullet$$

We were careful to describe many characteristics of discrete variables—such as moments, covariance, correlation, and linearity of \mathbb{E} (see Sections 3.3 and 3.6)—in terms of the operator \mathbb{E} itself. Exactly analogous discussion holds for continuous variables. We do not spell out the details here but only indicate some of the less obvious emendations required to establish these results. For example, Definition (3.3.5) defines the k th moment of the discrete variable X to be

$$(6) \quad m_k = \mathbb{E}(X^k);$$

we define the k th moment of a continuous variable X by the same equation. Of course, the moments of X may not exist since the integral

$$\mathbb{E}(X^k) = \int x^k f(x) dx$$

may not converge (see Example (4.4.7) for an instance of this).

Exercises for Section 4.3

1. For what values of α is $\mathbb{E}(|X|^\alpha)$ finite, if the density function of X is:

- (a) $f(x) = e^{-x}$ for $x \geq 0$,
 (b) $f(x) = C(1+x^2)^{-m}$ for $x \in \mathbb{R}$?

If α is not integral, then $\mathbb{E}(|X|^\alpha)$ is called the *fractional moment of order α* of X , whenever the expectation is well defined; see Exercise (3.3.5).

2. Let X_1, X_2, \dots, X_n be independent identically distributed random variables for which $\mathbb{E}(X_1^{-1})$ exists. Show that, if $m \leq n$, then $\mathbb{E}(S_m/S_n) = m/n$, where $S_m = X_1 + X_2 + \dots + X_m$.
 3. Let X be a non-negative random variable with density function f . Show that

$$\mathbb{E}(X^r) = \int_0^\infty r x^{r-1} \mathbb{P}(X > x) dx$$

for any $r \geq 1$ for which the expectation is finite.

4. Show that the mean μ , median m , and variance σ^2 of the continuous random variable X satisfy $(\mu - m)^2 \leq \sigma^2$.
 5. Let X be a random variable with mean μ and continuous distribution function F . Show that

$$\int_{-\infty}^a F(x) dx = \int_a^\infty [1 - F(x)] dx,$$

if and only if $a = \mu$.

4.4 Examples of continuous variables

(1) Uniform distribution. The random variable X is *uniform* on $[a, b]$ if it has distribution function

$$F(x) = \begin{cases} 0 & \text{if } x \leq a, \\ \frac{x-a}{b-a} & \text{if } a < x \leq b, \\ 1 & \text{if } x > b. \end{cases}$$

Roughly speaking, X takes any value between a and b with equal probability. Example (2.3.4) describes a uniform variable X . ●

(2) Exponential distribution. The random variable X is *exponential* with parameter $\lambda (> 0)$ if it has distribution function

$$(3) \quad F(x) = 1 - e^{-\lambda x}, \quad x \geq 0.$$

This arises as the ‘continuous limit’ of the waiting time distribution of Example (3.5.5) and very often occurs in practice as a description of the time elapsing between unpredictable events (such as telephone calls, earthquakes, emissions of radioactive particles, and arrivals of buses, girls, and so on). Suppose, as in Example (3.5.5), that a sequence of Bernoulli trials is performed at time epochs $\delta, 2\delta, 3\delta, \dots$ and let W be the waiting time for the first success. Then

$$\mathbb{P}(W > k\delta) = (1 - p)^k \quad \text{and} \quad \mathbb{E}W = \delta/p.$$

Now fix a time t . By this time, roughly $k = t/\delta$ trials have been made. We shall let $\delta \downarrow 0$. In order that the limiting distribution $\lim_{\delta \downarrow 0} \mathbb{P}(W > t)$ be non-trivial, we shall need to assume that $p \downarrow 0$ also and that p/δ approaches some positive constant λ . Then

$$\mathbb{P}(W > t) = \mathbb{P}\left(W > \left(\frac{t}{\delta}\right)\delta\right) \simeq (1 - \lambda\delta)^{t/\delta} \rightarrow e^{-\lambda t}$$

which yields (3).

The exponential distribution (3) has mean

$$\mathbb{E}X = \int_0^\infty [1 - F(x)] dx = \frac{1}{\lambda}.$$

Further properties of the exponential distribution will be discussed in Section 4.7 and Problem (4.11.5); this distribution proves to be the cornerstone of the theory of Markov processes in continuous time, to be discussed later. ●

(4) Normal distribution. Arguably the most important continuous distribution is the *normal*† (or *Gaussian*) distribution, which has two parameters μ and σ^2 and density function

$$f(x) = \frac{1}{\sqrt{2\pi\sigma^2}} \exp\left(-\frac{(x-\mu)^2}{2\sigma^2}\right), \quad -\infty < x < \infty.$$

†Probably first named ‘normal’ by Francis Galton before 1885, though some attribute the name to C. S. Peirce, who is famous for his erroneous remark “Probability is the only branch of mathematics in which good mathematicians frequently get results which are entirely wrong”.

It is denoted by $N(\mu, \sigma^2)$. If $\mu = 0$ and $\sigma^2 = 1$ then

$$f(x) = \frac{1}{\sqrt{2\pi}} e^{-\frac{1}{2}x^2}, \quad -\infty < x < \infty,$$

is the density of the *standard* normal distribution. It is an *exercise* in analysis (Problem (4.11.1)) to show that f satisfies Lemma (4.1.5a), and is indeed therefore a density function.

The normal distribution arises in many ways. In particular it can be obtained as a continuous limit of the binomial distribution $\text{bin}(n, p)$ as $n \rightarrow \infty$ (this is the ‘de Moivre–Laplace limit theorem’). This result is a special case of the central limit theorem to be discussed in Chapter 5; it transpires that in many cases the sum of a large number of independent (or at least not too dependent) random variables is approximately normally distributed. The binomial random variable has this property because it is the sum of Bernoulli variables (see Example (3.5.2)).

Let X be $N(\mu, \sigma^2)$, where $\sigma > 0$, and let

$$(5) \quad Y = \frac{X - \mu}{\sigma}.$$

For the distribution of Y ,

$$\begin{aligned} \mathbb{P}(Y \leq y) &= \mathbb{P}((X - \mu)/\sigma \leq y) = \mathbb{P}(X \leq y\sigma + \mu) \\ &= \frac{1}{\sigma\sqrt{2\pi}} \int_{-\infty}^{y\sigma + \mu} \exp\left(-\frac{(x - \mu)^2}{2\sigma^2}\right) dx \\ &= \frac{1}{\sqrt{2\pi}} \int_{-\infty}^y e^{-\frac{1}{2}v^2} dv \quad \text{by substituting } x = v\sigma + \mu. \end{aligned}$$

Thus Y is $N(0, 1)$. Routine integrations (see Problem (4.11.1)) show that $\mathbb{E}Y = 0$, $\text{var}(Y) = 1$, and it follows immediately from (5) and Theorems (3.3.8), (3.3.11) that the mean and variance of the $N(\mu, \sigma^2)$ distribution are μ and σ^2 respectively, thus explaining the notation.

Traditionally we denote the density and distribution functions of Y by ϕ and Φ :

$$\phi(v) = \frac{1}{\sqrt{2\pi}} e^{-\frac{1}{2}v^2}, \quad \Phi(y) = \mathbb{P}(Y \leq y) = \int_{-\infty}^y \phi(v) dv. \quad \bullet$$

(6) Gamma distribution. The random variable X has the *gamma* distribution with parameters $\lambda, t > 0$, denoted $\dagger \Gamma(\lambda, t)$, if it has density

$$f(x) = \frac{1}{\Gamma(t)} \lambda^t x^{t-1} e^{-\lambda x}, \quad x \geq 0.$$

Here, $\Gamma(t)$ is the *gamma function*

$$\Gamma(t) = \int_0^{\infty} x^{t-1} e^{-x} dx.$$

\dagger Do not confuse the order of the parameters. Some authors denote this distribution $\Gamma(t, \lambda)$.

If $t = 1$ then X is exponentially distributed with parameter λ . We remark that if $\lambda = \frac{1}{2}$, $t = \frac{1}{2}d$, for some integer d , then X is said to have the *chi-squared distribution* $\chi^2(d)$ with d degrees of freedom (see Problem (4.11.12)). ●

(7) Cauchy distribution. The random variable X has the *Cauchy* distribution† if it has density function

$$f(x) = \frac{1}{\pi(1+x^2)}, \quad -\infty < x < \infty.$$

This distribution is notable for having no moments and for its frequent appearances in counter-examples (but see Problem (4.11.4)). ●

(8) Beta distribution. The random variable X is *beta*, parameters $a, b > 0$, if it has density function

$$f(x) = \frac{1}{B(a, b)} x^{a-1} (1-x)^{b-1}, \quad 0 \leq x \leq 1.$$

We denote this distribution by $\beta(a, b)$. The ‘beta function’

$$B(a, b) = \int_0^1 x^{a-1} (1-x)^{b-1} dx$$

is chosen so that f has total integral equal to one. You may care to prove that $B(a, b) = \Gamma(a)\Gamma(b)/\Gamma(a+b)$. If $a = b = 1$ then X is uniform on $[0, 1]$. ●

(9) Weibull distribution. The random variable X is *Weibull*, parameters $\alpha, \beta > 0$, if it has distribution function

$$F(x) = 1 - \exp(-\alpha x^\beta), \quad x \geq 0.$$

Differentiate to find that

$$f(x) = \alpha \beta x^{\beta-1} \exp(-\alpha x^\beta), \quad x \geq 0.$$

Set $\beta = 1$ to obtain the exponential distribution. ●

Exercises for Section 4.4

1. Prove that the gamma function satisfies $\Gamma(t) = (t-1)\Gamma(t-1)$ for $t > 1$, and deduce that $\Gamma(n) = (n-1)!$ for $n = 1, 2, \dots$. Show that $\Gamma(\frac{1}{2}) = \sqrt{\pi}$ and deduce a closed form for $\Gamma(n + \frac{1}{2})$ for $n = 0, 1, 2, \dots$
2. Show, as claimed in (4.4.8), that the beta function satisfies $B(a, b) = \Gamma(a)\Gamma(b)/\Gamma(a+b)$.
3. Let X have the uniform distribution on $[0, 1]$. For what function g does $Y = g(X)$ have the exponential distribution with parameter 1?
4. Find the distribution function of a random variable X with the Cauchy distribution. For what values of α does $|X|$ have a finite (possibly fractional) moment of order α ?
5. **Log-normal distribution.** Let $Y = e^X$ where X has the $N(0, 1)$ distribution. Find the density function of Y .

†This distribution was considered first by Poisson, and the name is another example of Stigler’s law of eponymy.

6. Let X be $N(\mu, \sigma^2)$. Show that $\mathbb{E}\{(X - \mu)g(X)\} = \sigma^2\mathbb{E}\{g'(X)\}$ when both sides exist.
7. With the terminology of Exercise (4.1.4), find the hazard rate when:
- X has the Weibull distribution, $\mathbb{P}(X > x) = \exp(-\alpha x^{\beta-1})$, $x \geq 0$,
 - X has the exponential distribution with parameter λ ,
 - X has density function $\alpha f + (1 - \alpha)g$, where $0 < \alpha < 1$ and f and g are the densities of exponential variables with respective parameters λ and μ . What happens to this last hazard rate $r(x)$ in the limit as $x \rightarrow \infty$?
8. **Mills's ratio.** For the standard normal density $\phi(x)$, show that $\phi'(x) + x\phi(x) = 0$. Hence show that

$$\frac{1}{x} - \frac{1}{x^3} < \frac{1 - \Phi(x)}{\phi(x)} < \frac{1}{x} - \frac{1}{x^3} + \frac{3}{x^5}, \quad x > 0.$$

4.5 Dependence

Many interesting probabilistic statements about a pair X, Y of variables concern the way X and Y vary together as functions on the same domain Ω .

(1) Definition. The **joint distribution function** of X and Y is the function $F : \mathbb{R}^2 \rightarrow [0, 1]$ given by

$$F(x, y) = \mathbb{P}(X \leq x, Y \leq y).$$

If X and Y are continuous then we cannot talk of their joint mass function (see Definition (3.6.2)) since this is identically zero. Instead we need another density function.

(2) Definition. The random variables X and Y are **(jointly) continuous with joint (probability) density function** $f : \mathbb{R}^2 \rightarrow [0, \infty)$ if

$$F(x, y) = \int_{v=-\infty}^y \int_{u=-\infty}^x f(u, v) du dv \quad \text{for each } x, y \in \mathbb{R}.$$

If F is sufficiently differentiable at the point (x, y) , then we usually specify

$$f(x, y) = \frac{\partial^2}{\partial x \partial y} F(x, y).$$

The properties of joint distribution and density functions are very much the same as those of the corresponding functions of a single variable, and the reader is left to find them. We note the following facts. Let X and Y have joint distribution function F and joint density function f . (Sometimes we write $F_{X,Y}$ and $f_{X,Y}$ to stress the roles of X and Y .)

(3) Probabilities.

$$\begin{aligned} \mathbb{P}(a \leq X \leq b, c \leq Y \leq d) &= F(b, d) - F(a, d) - F(b, c) + F(a, c) \\ &= \int_{y=c}^d \int_{x=a}^b f(x, y) dx dy. \end{aligned}$$

Think of $f(x, y) dx dy$ as the element of probability $\mathbb{P}(x < X \leq x+dx, y < Y \leq y+dy)$, so that if B is a sufficiently nice subset of \mathbb{R}^2 (such as a rectangle or a union of rectangles and so on) then

$$(4) \quad \mathbb{P}((X, Y) \in B) = \iint_B f(x, y) dx dy.$$

We can think of (X, Y) as a point chosen randomly from the plane; then $\mathbb{P}((X, Y) \in B)$ is the probability that the outcome of this random choice lies in the subset B .

(5) Marginal distributions. The *marginal distribution functions* of X and Y are

$$F_X(x) = \mathbb{P}(X \leq x) = F(x, \infty), \quad F_Y(y) = \mathbb{P}(Y \leq y) = F(\infty, y),$$

where $F(x, \infty)$ is shorthand for $\lim_{y \rightarrow \infty} F(x, y)$; now,

$$F_X(x) = \int_{-\infty}^x \left(\int_{-\infty}^{\infty} f(u, y) dy \right) du$$

and it follows that the *marginal density function* of X is

$$f_X(x) = \int_{-\infty}^{\infty} f(x, y) dy.$$

Similarly, the *marginal density function* of Y is

$$f_Y(y) = \int_{-\infty}^{\infty} f(x, y) dx.$$

(6) Expectation. If $g : \mathbb{R}^2 \rightarrow \mathbb{R}$ is a sufficiently nice function (see the proof of Theorem (4.2.3) for an idea of what this means) then

$$\mathbb{E}(g(X, Y)) = \int_{-\infty}^{\infty} \int_{-\infty}^{\infty} g(x, y) f(x, y) dx dy;$$

in particular, setting $g(x, y) = ax + by$,

$$\mathbb{E}(aX + bY) = a\mathbb{E}X + b\mathbb{E}Y.$$

(7) Independence. The random variables X and Y are *independent* if and only if

$$F(x, y) = F_X(x)F_Y(y) \quad \text{for all } x, y \in \mathbb{R},$$

which, for continuous random variables, is equivalent to requiring that

$$f(x, y) = f_X(x)f_Y(y)$$

whenever F is differentiable at (x, y) (see Problem (4.14.6) also) where f, f_X, f_Y are taken to be the appropriate derivatives of F, F_X and F_Y .

(8) Example. Buffon's needle. A plane is ruled by the lines $y = n$ ($n = 0, \pm 1, \pm 2, \dots$) and a needle of unit length is cast randomly on to the plane. What is the probability that it intersects some line? We suppose that the needle shows no preference for position or direction.

Solution. Let (X, Y) be the coordinates of the centre of the needle and let Θ be the angle, modulo π , made by the needle and the x -axis. Denote the distance from the needle's centre and the nearest line beneath it by $Z = Y - \lfloor Y \rfloor$, where $\lfloor Y \rfloor$ is the greatest integer not greater than Y . We need to interpret the statement 'a needle is cast randomly', and do this by assuming that:

- (a) Z is uniformly distributed on $[0, 1]$, so that $f_Z(z) = 1$ if $0 \leq z \leq 1$,
- (b) Θ is uniformly distributed on $[0, \pi]$, so that $f_\Theta(\theta) = 1/\pi$ if $0 \leq \theta \leq \pi$,
- (c) Z and Θ are independent, so that $f_{Z, \Theta}(z, \theta) = f_Z(z)f_\Theta(\theta)$.

Thus the pair Z, Θ has joint density function $f(z, \theta) = 1/\pi$ for $0 \leq z \leq 1, 0 \leq \theta \leq \pi$. Draw a diagram to see that an intersection occurs if and only if $(Z, \Theta) \in B$ where $B \subseteq [0, 1] \times [0, \pi]$ is given by

$$B = \{(z, \theta) : z \leq \frac{1}{2} \sin \theta \text{ or } 1 - z \leq \frac{1}{2} \sin \theta\}.$$

Hence

$$\mathbb{P}(\text{intersection}) = \iint_B f(z, \theta) dz d\theta = \frac{1}{\pi} \int_0^\pi \left(\int_0^{\frac{1}{2} \sin \theta} dz + \int_{1-\frac{1}{2} \sin \theta}^1 dz \right) d\theta = \frac{2}{\pi}.$$

Buffon† designed the experiment in order to estimate the numerical value of π . Try it if you have time. ●

(9) Example. Bivariate normal distribution. Let $f : \mathbb{R}^2 \rightarrow \mathbb{R}$ be given by

$$(10) \quad f(x, y) = \frac{1}{2\pi\sqrt{1-\rho^2}} \exp\left(-\frac{1}{2(1-\rho^2)}(x^2 - 2\rho xy + y^2)\right)$$

where ρ is a constant satisfying $-1 < \rho < 1$. Check that f is a joint density function by verifying that

$$f(x, y) \geq 0, \quad \int_{-\infty}^{\infty} \int_{-\infty}^{\infty} f(x, y) dx dy = 1;$$

f is called the *standard bivariate normal* density function of some pair X and Y . Calculation of its marginals shows that X and Y are $N(0, 1)$ variables (*exercise*). Furthermore, the covariance

$$\text{cov}(X, Y) = \mathbb{E}(XY) - \mathbb{E}(X)\mathbb{E}(Y)$$

is given by

$$\text{cov}(X, Y) = \int_{-\infty}^{\infty} \int_{-\infty}^{\infty} xyf(x, y) dx dy = \rho;$$

†Georges LeClerc, Comte de Buffon. In 1777 he investigated the St Petersburg problem by flipping a coin 2084 times, perhaps the first recorded example of a Monte Carlo method in use.

you should check this. Remember that independent variables are uncorrelated, but the converse is not true in general. In this case, however, if $\rho = 0$ then

$$f(x, y) = \left(\frac{1}{\sqrt{2\pi}} e^{-\frac{1}{2}x^2} \right) \left(\frac{1}{\sqrt{2\pi}} e^{-\frac{1}{2}y^2} \right) = f_X(x) f_Y(y)$$

and so X and Y are independent. We reach the following important conclusion. *Standard bivariate normal variables are independent if and only if they are uncorrelated.*

The general bivariate normal distribution is more complicated. We say that the pair X, Y has the bivariate normal distribution with means μ_1 and μ_2 , variances σ_1^2 and σ_2^2 , and correlation ρ if their joint density function is

$$f(x, y) = \frac{1}{2\pi\sigma_1\sigma_2\sqrt{1-\rho^2}} \exp\left[-\frac{1}{2}Q(x, y)\right]$$

where $\sigma_1, \sigma_2 > 0$ and Q is the following quadratic form

$$Q(x, y) = \frac{1}{(1-\rho^2)} \left[\left(\frac{x-\mu_1}{\sigma_1} \right)^2 - 2\rho \left(\frac{x-\mu_1}{\sigma_1} \right) \left(\frac{y-\mu_2}{\sigma_2} \right) + \left(\frac{y-\mu_2}{\sigma_2} \right)^2 \right].$$

Routine integrations (*exercise*) show that:

- (a) X is $N(\mu_1, \sigma_1^2)$ and Y is $N(\mu_2, \sigma_2^2)$,
- (b) the correlation between X and Y is ρ ,
- (c) X and Y are independent if and only if $\rho = 0$.

Finally, here is a hint about calculating integrals associated with normal density functions. It is an analytical exercise (Problem (4.11.1)) to show that

$$\int_{-\infty}^{\infty} e^{-\frac{1}{2}x^2} dx = \sqrt{2\pi}$$

and hence that

$$f(x) = \frac{1}{\sqrt{2\pi}} e^{-\frac{1}{2}x^2}$$

is indeed a density function. Similarly, a change of variables in the integral shows that the more general function

$$f(x) = \frac{1}{\sigma\sqrt{2\pi}} \exp\left[-\frac{1}{2}\left(\frac{x-\mu}{\sigma}\right)^2\right]$$

is itself a density function. This knowledge can often be used to shorten calculations. For example, let X and Y have joint density function given by (10). By completing the square in the exponent of the integrand, we see that

$$\begin{aligned} \text{cov}(X, Y) &= \iint xyf(x, y) dx dy \\ &= \int y \frac{1}{\sqrt{2\pi}} e^{-\frac{1}{2}y^2} \left(\int xg(x, y) dx \right) dy \end{aligned}$$

where

$$g(x, y) = \frac{1}{\sqrt{2\pi(1-\rho^2)}} \exp\left(-\frac{1}{2} \frac{(x-\rho y)^2}{(1-\rho^2)}\right)$$

is the density function of the $N(\rho y, 1-\rho^2)$ distribution. Therefore $\int xg(x, y) dx$ is the mean, ρy , of this distribution, giving

$$\text{cov}(X, Y) = \rho \int y^2 \frac{1}{\sqrt{2\pi}} e^{-\frac{1}{2}y^2} dy.$$

However, the integral here is, in turn, the variance of the $N(0, 1)$ distribution, and we deduce that $\text{cov}(X, Y) = \rho$, as was asserted previously. ●

(11) Example. Here is another example of how to manipulate density functions. Let X and Y have joint density function

$$f(x, y) = \frac{1}{y} \exp\left(-y - \frac{x}{y}\right), \quad 0 < x, y < \infty.$$

Find the marginal density function of Y .

Solution. We have that

$$f_Y(y) = \int_{-\infty}^{\infty} f(x, y) dx = \int_0^{\infty} \frac{1}{y} \exp\left(-y - \frac{x}{y}\right) dx = e^{-y}, \quad y > 0,$$

and hence Y is exponentially distributed. ●

Following the final paragraph of Section 4.3, we should note that the expectation operator \mathbb{E} has similar properties when applied to a family of continuous variables as when applied to discrete variables. Consider just one example of this.

(12) Theorem. Cauchy–Schwarz inequality. For any pair X, Y of jointly continuous variables, we have that

$$\{\mathbb{E}(XY)\}^2 \leq \mathbb{E}(X^2)\mathbb{E}(Y^2),$$

with equality if and only if $\mathbb{P}(aX = bY) = 1$ for some real a and b , at least one of which is non-zero.

Proof. Exactly as for Theorem (3.6.9). ■

Exercises for Section 4.5

1. Let

$$f(x, y) = \frac{|x|}{\sqrt{8\pi}} \exp\left\{-|x| - \frac{1}{2}x^2 y^2\right\}, \quad x, y \in \mathbb{R}.$$

Show that f is a continuous joint density function, but that the (first) marginal density function $g(x) = \int_{-\infty}^{\infty} f(x, y) dy$ is not continuous. Let $Q = \{q_n : n \geq 1\}$ be a set of real numbers, and define

$$f_Q(x, y) = \sum_{n=1}^{\infty} \left(\frac{1}{2}\right)^n f(x - q_n, y).$$

Show that f_Q is a continuous joint density function whose first marginal density function is discontinuous at the points in Q . Can you construct a continuous joint density function whose first marginal density function is continuous nowhere?

2. Buffon's needle revisited. Two grids of parallel lines are superimposed: the first grid contains lines distance a apart, and the second contains lines distance b apart which are perpendicular to those of the first set. A needle of length r ($< \min\{a, b\}$) is dropped at random. Show that the probability it intersects a line equals $r(2a + 2b - r)/(\pi ab)$.

3. Buffon's cross. The plane is ruled by the lines $y = n$, for $n = 0, \pm 1, \dots$, and on to this plane we drop a cross formed by welding together two unit needles perpendicularly at their midpoints. Let Z be the number of intersections of the cross with the grid of parallel lines. Show that $\mathbb{E}(Z/2) = 2/\pi$ and that

$$\text{var}(Z/2) = \frac{3 - \sqrt{2}}{\pi} - \frac{4}{\pi^2}.$$

If you had the choice of using either a needle of unit length, or the cross, in estimating $2/\pi$, which would you use?

4. Let X and Y be independent random variables each having the uniform distribution on $[0, 1]$. Let $U = \min\{X, Y\}$ and $V = \max\{X, Y\}$. Find $\mathbb{E}(U)$, and hence calculate $\text{cov}(U, V)$.

5. Let X and Y be independent continuous random variables. Show that

$$\mathbb{E}(g(X)h(Y)) = \mathbb{E}(g(X))\mathbb{E}(h(Y)),$$

whenever these expectations exist. If X and Y have the exponential distribution with parameter 1, find $\mathbb{E}\{\exp(\frac{1}{2}(X + Y))\}$.

6. Three points A, B, C are chosen independently at random on the circumference of a circle. Let $b(x)$ be the probability that at least one of the angles of the triangle ABC exceeds $x\pi$. Show that

$$b(x) = \begin{cases} 1 - (3x - 1)^2 & \text{if } \frac{1}{3} \leq x \leq \frac{1}{2}, \\ 3(1 - x)^2 & \text{if } \frac{1}{2} \leq x \leq 1. \end{cases}$$

Hence find the density and expectation of the largest angle in the triangle.

7. Let $\{X_r : 1 \leq r \leq n\}$ be independent and identically distributed with finite variance, and define $\bar{X} = n^{-1} \sum_{r=1}^n X_r$. Show that $\text{cov}(\bar{X}, X_r - \bar{X}) = 0$.

8. Let X and Y be independent random variables with finite variances, and let $U = X + Y$ and $V = XY$. Under what condition are U and V uncorrelated?

9. Let X and Y be independent continuous random variables, and let U be independent of X and Y taking the values ± 1 with probability $\frac{1}{2}$. Define $S = UX$ and $T = UY$. Show that S and T are in general dependent, but S^2 and T^2 are independent.

4.6 Conditional distributions and conditional expectation

Suppose that X and Y have joint density function f . We wish to discuss the conditional distribution of Y given that X takes the value x . However, the probability $\mathbb{P}(Y \leq y \mid X = x)$ is undefined since (see Definition (1.4.1)) we may only condition on events which have strictly positive probability. We proceed as follows. If $f_X(x) > 0$ then, by equation (4.5.4),

$$\begin{aligned} \mathbb{P}(Y \leq y \mid x \leq X \leq x + dx) &= \frac{\mathbb{P}(Y \leq y, x \leq X \leq x + dx)}{\mathbb{P}(x \leq X \leq x + dx)} \\ &\simeq \frac{\int_{v=-\infty}^y f(x, v) dx dv}{f_X(x) dx} \\ &= \int_{v=-\infty}^y \frac{f(x, v)}{f_X(x)} dv. \end{aligned}$$

As $dx \downarrow 0$, the left-hand side of this equation approaches our intuitive notion of the probability that $Y \leq y$ given that $X = x$, and it is appropriate to make the following definition.

(1) Definition. The **conditional distribution function** of Y given $X = x$ is the function $F_{Y|X}(\cdot \mid x)$ given by

$$F_{Y|X}(y \mid x) = \int_{-\infty}^y \frac{f(x, v)}{f_X(x)} dv$$

for any x such that $f_X(x) > 0$. It is sometimes denoted $\mathbb{P}(Y \leq y \mid X = x)$.

Remembering that distribution functions are integrals of density functions, we are led to the following definition.

(2) Definition. The **conditional density function** of $F_{Y|X}$, written $f_{Y|X}$, is given by

$$f_{Y|X}(y \mid x) = \frac{f(x, y)}{f_X(x)}$$

for any x such that $f_X(x) > 0$.

Of course, $f_X(x) = \int_{-\infty}^{\infty} f(x, y) dy$, and therefore

$$f_{Y|X}(y \mid x) = \frac{f(x, y)}{\int_{-\infty}^{\infty} f(x, y) dy}.$$

Definition (2) is easily remembered as $f_{Y|X} = f_{X,Y}/f_X$. Here is an example of a conditional density function in action.

(3) Example. Let X and Y have joint density function

$$f_{X,Y}(x, y) = \frac{1}{x}, \quad 0 \leq y \leq x \leq 1.$$

Show for yourself (*exercise*) that

$$f_X(x) = 1 \quad \text{if } 0 \leq x \leq 1, \quad f_{Y|X}(y \mid x) = \frac{1}{x} \quad \text{if } 0 \leq y \leq x \leq 1,$$

which is to say that X is uniformly distributed on $[0, 1]$ and, conditional on the event $\{X = x\}$, Y is uniform on $[0, x]$. In order to calculate probabilities such as $\mathbb{P}(X^2 + Y^2 \leq 1 \mid X = x)$, say, we proceed as follows. If $x > 0$, define

$$A(x) = \{y \in \mathbb{R} : 0 \leq y \leq x, x^2 + y^2 \leq 1\};$$

clearly $A(x) = [0, \min\{x, \sqrt{1 - x^2}\}]$. Also,

$$\begin{aligned} \mathbb{P}(X^2 + Y^2 \leq 1 \mid X = x) &= \int_{A(x)} f_{Y|X}(y \mid x) dy \\ &= \frac{1}{x} \min\{x, \sqrt{1 - x^2}\} = \min\{1, \sqrt{x^{-2} - 1}\}. \end{aligned}$$

Next, let us calculate $\mathbb{P}(X^2 + Y^2 \leq 1)$. Let $A = \{(x, y) : 0 \leq y \leq x \leq 1, x^2 + y^2 \leq 1\}$. Then

$$\begin{aligned} (4) \quad \mathbb{P}(X^2 + Y^2 \leq 1) &= \iint_A f_{X,Y}(x, y) dx dy \\ &= \int_{x=0}^1 f_X(x) \int_{y \in A(x)} f_{Y|X}(y \mid x) dy dx \\ &= \int_0^1 \min\{1, \sqrt{x^{-2} - 1}\} dx = \log(1 + \sqrt{2}). \quad \bullet \end{aligned}$$

From Definitions (1) and (2) it is easy to see that the *conditional expectation* of Y given X can be defined as in Section 3.7 by $\mathbb{E}(Y \mid X) = \psi(X)$ where

$$\psi(x) = \mathbb{E}(Y \mid X = x) = \int_{-\infty}^{\infty} y f_{Y|X}(y \mid x) dy;$$

once again, $\mathbb{E}(Y \mid X)$ has the following important property

(5) Theorem. *The conditional expectation $\psi(X) = \mathbb{E}(Y \mid X)$ satisfies*

$$\mathbb{E}(\psi(X)) = \mathbb{E}(Y).$$

We shall use this result repeatedly; it is normally written as $\mathbb{E}(\mathbb{E}(Y \mid X)) = \mathbb{E}(Y)$, and it provides a useful method for calculating $\mathbb{E}(Y)$ since it asserts that

$$\mathbb{E}(Y) = \int_{-\infty}^{\infty} \mathbb{E}(Y \mid X = x) f_X(x) dx.$$

The proof of (5) proceeds exactly as for discrete variables (see Theorem (3.7.4)); indeed the theorem holds for all pairs of random variables, regardless of their types. For example, in the special case when X is continuous and Y is the discrete random variable I_B , the indicator function of an event B , the theorem asserts that

$$(6) \quad \mathbb{P}(B) = \mathbb{E}(\psi(X)) = \int_{-\infty}^{\infty} \mathbb{P}(B \mid X = x) f_X(x) dx,$$

of which equation (4) may be seen as an application.

(7) Example. Let X and Y have the standard bivariate normal distribution of Example (4.5.9). Then

$$f_{Y|X}(y | x) = f_{X,Y}(x, y)/f_X(x) = \frac{1}{\sqrt{2\pi(1-\rho^2)}} \exp\left(-\frac{(y-\rho x)^2}{2(1-\rho^2)}\right)$$

is the density function of the $N(\rho x, 1-\rho^2)$ distribution. Thus $\mathbb{E}(Y | X = x) = \rho x$, giving that $\mathbb{E}(Y | X) = \rho X$. ●

(8) Example. Continuous and discrete variables have mean values, but what can we say about variables which are neither continuous nor discrete, such as X in Example (2.3.5)? In that example, let A be the event that a tail turns up. Then

$$\begin{aligned} \mathbb{E}(X) &= \mathbb{E}(\mathbb{E}(X | I_A)) \\ &= \mathbb{E}(X | I_A = 1)\mathbb{P}(I_A = 1) + \mathbb{E}(X | I_A = 0)\mathbb{P}(I_A = 0) \\ &= \mathbb{E}(X | \text{tail})\mathbb{P}(\text{tail}) + \mathbb{E}(X | \text{head})\mathbb{P}(\text{head}) \\ &= -1 \cdot q + \pi \cdot p = \pi p - q \end{aligned}$$

since X is uniformly distributed on $[0, 2\pi]$ if a head turns up. ●

(9) Example (3) revisited. Suppose, in the notation of Example (3), that we wish to calculate $\mathbb{E}(Y)$. By Theorem (5),

$$\mathbb{E}(Y) = \int_0^1 \mathbb{E}(Y | X = x) f_X(x) dx = \int_0^1 \frac{1}{2} x dx = \frac{1}{4}$$

since, conditional on $\{X = x\}$, Y is uniformly distributed on $[0, x]$. ●

There is a more general version of Theorem (5) which will be of interest later.

(10) Theorem. *The conditional expectation $\psi(X) = \mathbb{E}(Y | X)$ satisfies*

$$(11) \quad \mathbb{E}(\psi(X)g(X)) = \mathbb{E}(Yg(X))$$

for any function g for which both expectations exist.

As in Section 3.7, we recapture Theorem (5) by setting $g(x) = 1$ for all x . We omit the proof, which is an elementary *exercise*. Conclusion (11) may be taken as a definition of the conditional expectation of Y given X , that is as a function $\psi(X)$ such that (11) holds for all appropriate functions g . We shall return to this discussion in later chapters.

Exercises for Section 4.6

1. A point is picked uniformly at random on the surface of a unit sphere. Writing Θ and Φ for its longitude and latitude, find the conditional density functions of Θ given Φ , and of Φ given Θ .
2. Show that the conditional expectation $\psi(X) = \mathbb{E}(Y | X)$ satisfies $\mathbb{E}(\psi(X)g(X)) = \mathbb{E}(Yg(X))$, for any function g for which both expectations exist.
3. Construct an example of two random variables X and Y for which $\mathbb{E}(Y) = \infty$ but such that $\mathbb{E}(Y | X) < \infty$ almost surely.

4. Find the conditional density function and expectation of Y given X when they have joint density function:

(a) $f(x, y) = \lambda^2 e^{-\lambda y}$ for $0 \leq x \leq y < \infty$,

(b) $f(x, y) = x e^{-x(y+1)}$ for $x, y \geq 0$.

5. Let Y be distributed as $\text{bin}(n, X)$, where X is a random variable having a beta distribution on $[0, 1]$ with parameters a and b . Describe the distribution of Y , and find its mean and variance. What is the distribution of Y in the special case when X is uniform?

6. Let $\{X_r : r \geq 1\}$ be independent and uniformly distributed on $[0, 1]$. Let $0 < x < 1$ and define

$$N = \min\{n \geq 1 : X_1 + X_2 + \cdots + X_n > x\}.$$

Show that $\mathbb{P}(N > n) = x^n/n!$, and hence find the mean and variance of N .

7. Let X and Y be random variables with correlation ρ . Show that $\mathbb{E}(\text{var}(Y | X)) \leq (1 - \rho^2) \text{var } Y$.

8. Let X, Y, Z be independent and exponential random variables with respective parameters λ, μ, ν . Find $\mathbb{P}(X < Y < Z)$.

9. Let X and Y have the joint density $f(x, y) = cx(y - x)e^{-y}$, $0 \leq x \leq y < \infty$.

(a) Find c .

(b) Show that:

$$\begin{aligned} f_{X|Y}(x | y) &= 6x(y - x)y^{-3}, & 0 \leq x \leq y, \\ f_{Y|X}(y | x) &= (y - x)e^{x-y}, & 0 \leq x \leq y < \infty. \end{aligned}$$

(c) Deduce that $\mathbb{E}(X | Y) = \frac{1}{2}Y$ and $\mathbb{E}(Y | X) = X + 2$.

10. Let $\{X_r : r \geq 0\}$ be independent and identically distributed random variables with density function f and distribution function F . Let $N = \min\{n \geq 1 : X_n > X_0\}$ and $M = \min\{n \geq 1 : X_0 \geq X_1 \geq \cdots \geq X_{n-1} < X_n\}$. Show that X_N has distribution function $F + (1 - F) \log(1 - F)$, and find $\mathbb{P}(M = m)$.

4.7 Functions of random variables

Let X be a random variable with density function f , and let $g : \mathbb{R} \rightarrow \mathbb{R}$ be a sufficiently nice function (in the sense of the discussion after Theorem (4.2.3)). Then $y = g(X)$ is a random variable also. In order to calculate the distribution of Y , we proceed thus†:

$$\begin{aligned} \mathbb{P}(Y \leq y) &= \mathbb{P}(g(X) \leq y) = \mathbb{P}(g(X) \in (-\infty, y]) \\ &= \mathbb{P}(X \in g^{-1}(-\infty, y]) = \int_{g^{-1}(-\infty, y]} f(x) dx. \end{aligned}$$

Example (2.3.4) contains an instance of this calculation, when $g(x) = x^2$.

(1) Example. Let X be $N(0, 1)$ and let $g(x) = x^2$. Then $Y = g(X) = X^2$ has distribution function

$$\begin{aligned} \mathbb{P}(Y \leq y) &= \mathbb{P}(X^2 \leq y) = \mathbb{P}(-\sqrt{y} \leq X \leq \sqrt{y}) \\ &= \Phi(\sqrt{y}) - \Phi(-\sqrt{y}) = 2\Phi(\sqrt{y}) - 1 \quad \text{if } y \geq 0, \end{aligned}$$

†If $A \subseteq \mathbb{R}$ then $g^{-1}A = \{x \in \mathbb{R} : g(x) \in A\}$.

by the fact that $\Phi(x) = 1 - \Phi(-x)$. Differentiate to obtain

$$f_Y(y) = 2 \frac{d}{dy} \Phi(\sqrt{y}) = \frac{1}{\sqrt{y}} \Phi'(\sqrt{y}) = \frac{1}{\sqrt{2\pi y}} e^{-\frac{1}{2}y}$$

for $y \geq 0$. Compare with Example (4.4.6) to see that X^2 is $\Gamma(\frac{1}{2}, \frac{1}{2})$, or chi-squared with one degree of freedom. See Problem (4.14.12) also. ●

(2) Example. Let $g(x) = ax + b$ for fixed $a, b \in \mathbb{R}$. Then $Y = g(X) = aX + b$ has distribution function

$$\mathbb{P}(Y \leq y) = \mathbb{P}(aX + b \leq y) = \begin{cases} \mathbb{P}(X \leq (y - b)/a) & \text{if } a > 0, \\ \mathbb{P}(X \geq (y - b)/a) & \text{if } a < 0. \end{cases}$$

Differentiate to obtain $f_Y(y) = |a|^{-1} f_X((y - b)/a)$. ●

More generally, if X_1 and X_2 have joint density function f , and g, h are functions mapping \mathbb{R}^2 to \mathbb{R} , then what is the joint density function of the pair $Y_1 = g(X_1, X_2)$, $Y_2 = h(X_1, X_2)$? Recall how to change variables within an integral. Let $y_1 = y_1(x_1, x_2)$, $y_2 = y_2(x_1, x_2)$ be a one-one mapping $T : (x_1, x_2) \mapsto (y_1, y_2)$ taking some domain $D \subseteq \mathbb{R}^2$ onto some range $R \subseteq \mathbb{R}^2$. The transformation can be inverted as $x_1 = x_1(y_1, y_2)$, $x_2 = x_2(y_1, y_2)$; the *Jacobian*† of this inverse is defined to be the determinant

$$J = \begin{vmatrix} \frac{\partial x_1}{\partial y_1} & \frac{\partial x_2}{\partial y_1} \\ \frac{\partial x_1}{\partial y_2} & \frac{\partial x_2}{\partial y_2} \end{vmatrix} = \frac{\partial x_1}{\partial y_1} \frac{\partial x_2}{\partial y_2} - \frac{\partial x_1}{\partial y_2} \frac{\partial x_2}{\partial y_1}$$

which we express as a function $J = J(y_1, y_2)$. We assume that these partial derivatives are continuous.

(3) Theorem. If $g : \mathbb{R}^2 \rightarrow \mathbb{R}$, and T maps the set $A \subseteq D$ onto the set $B \subseteq R$ then

$$\iint_A g(x_1, x_2) dx_1 dx_2 = \iint_B g(x_1(y_1, y_2), x_2(y_1, y_2)) |J(y_1, y_2)| dy_1 dy_2.$$

(4) Corollary. If X_1, X_2 have joint density function f , then the pair Y_1, Y_2 given by $(Y_1, Y_2) = T(X_1, X_2)$ has joint density function

$$f_{Y_1, Y_2}(y_1, y_2) = \begin{cases} f(x_1(y_1, y_2), x_2(y_1, y_2)) |J(y_1, y_2)| & \text{if } (y_1, y_2) \text{ is in the range of } T, \\ 0 & \text{otherwise.} \end{cases}$$

A similar result holds for mappings of \mathbb{R}^n into \mathbb{R}^n . This technique is sometimes referred to as the method of *change of variables*.

† Introduced by Cauchy (1815) ahead of Jacobi (1841), the nomenclature conforming to Stigler's law.

Proof of Corollary. Let $A \subseteq D$, $B \subseteq R$ be typical sets such that $T(A) = B$. Then $(X_1, X_2) \in A$ if and only if $(Y_1, Y_2) \in B$. Thus

$$\begin{aligned}\mathbb{P}((Y_1, Y_2) \in B) &= \mathbb{P}((X_1, X_2) \in A) = \iint_A f(x_1, x_2) dx_1 dx_2 \\ &= \iint_B f(x_1(y_1, y_2), x_2(y_1, y_2)) |J(y_1, y_2)| dy_1 dy_2\end{aligned}$$

by Example (4.5.4) and Theorem (3). Compare this with the definition of the joint density function of Y_1 and Y_2 ,

$$\mathbb{P}((Y_1, Y_2) \in B) = \iint_B f_{Y_1, Y_2}(y_1, y_2) dy_1 dy_2 \quad \text{for suitable sets } B \subseteq \mathbb{R}^2,$$

to obtain the result. ■

(5) Example. Suppose that

$$X_1 = aY_1 + bY_2, \quad X_2 = cY_1 + dY_2,$$

where $ad - bc \neq 0$. Check that

$$f_{Y_1, Y_2}(y_1, y_2) = |ad - bc| f_{X_1, X_2}(ay_1 + by_2, cy_1 + dy_2). \quad \bullet$$

(6) Example. If X and Y have joint density function f , show that the density function of $U = XY$ is

$$f_U(u) = \int_{-\infty}^{\infty} f(x, u/x) |x|^{-1} dx.$$

Solution. Let T map (x, y) to (u, v) by

$$u = xy, \quad v = x.$$

The inverse T^{-1} maps (u, v) to (x, y) by $x = v$, $y = u/v$, and the Jacobian is

$$J(u, v) = \begin{vmatrix} \frac{\partial x}{\partial u} & \frac{\partial y}{\partial u} \\ \frac{\partial x}{\partial v} & \frac{\partial y}{\partial v} \end{vmatrix} = -\frac{1}{v}.$$

Thus $f_{U, V}(u, v) = f(v, u/v) |v|^{-1}$. Integrate over v to obtain the result. ●

(7) Example. Let X_1 and X_2 be independent exponential variables, parameter λ . Find the joint density function of

$$Y_1 = X_1 + X_2, \quad Y_2 = X_1/X_2,$$

and show that they are independent.

Solution. Let T map (x_1, x_2) to (y_1, y_2) by

$$y_1 = x_1 + x_2, \quad y_2 = x_1/x_2, \quad x_1, x_2, y_1, y_2 \geq 0.$$

The inverse T^{-1} maps (y_1, y_2) to (x_1, x_2) by

$$x_1 = y_1 y_2 / (1 + y_2), \quad x_2 = y_1 / (1 + y_2)$$

and the Jacobian is

$$J(y_1, y_2) = -y_1 / (1 + y_2)^2,$$

giving

$$f_{Y_1, Y_2}(y_1, y_2) = f_{X_1, X_2}(y_1 y_2 / (1 + y_2), y_1 / (1 + y_2)) \frac{|y_1|}{(1 + y_2)^2}.$$

However, X_1 and X_2 are independent and exponential, so that

$$f_{X_1, X_2}(x_1, x_2) = f_{X_1}(x_1) f_{X_2}(x_2) = \lambda^2 e^{-\lambda(x_1 + x_2)} \quad \text{if } x_1, x_2 \geq 0,$$

whence

$$f_{Y_1, Y_2}(y_1, y_2) = \frac{\lambda^2 e^{-\lambda y_1} y_1}{(1 + y_2)^2} \quad \text{if } y_1, y_2 \geq 0$$

is the joint density function of Y_1 and Y_2 . However,

$$f_{Y_1, Y_2}(y_1, y_2) = [\lambda^2 y_1 e^{-\lambda y_1}] \frac{1}{(1 + y_2)^2}$$

factorizes as the product of a function of y_1 and a function of y_2 ; therefore, by Problem (4.14.6), they are independent. Suitable normalization of the functions in this product gives

$$f_{Y_1}(y_1) = \lambda^2 y_1 e^{-\lambda y_1}, \quad f_{Y_2}(y_2) = \frac{1}{(1 + y_2)^2}. \quad \bullet$$

(8) Example. Let X_1 and X_2 be given by the previous example and let

$$X = X_1, \quad S = X_1 + X_2.$$

By Corollary (4), X and S have joint density function

$$f(x, s) = \lambda^2 e^{-\lambda s} \quad \text{if } 0 \leq x \leq s.$$

This may look like the product of a function of x with a function of s , implying that X and S are independent; a glance at the domain of f shows this to be false. Suppose we know that $S = s$. What now is the conditional distribution of X , given $S = s$?

Solution.

$$\begin{aligned} \mathbb{P}(X \leq x \mid S = s) &= \int_{-\infty}^x f(u, s) du \Big/ \int_{-\infty}^{\infty} f(u, s) du \\ &= \frac{x \lambda^2 e^{-\lambda s}}{s \lambda^2 e^{-\lambda s}} = \frac{x}{s} \quad \text{if } 0 \leq x \leq s. \end{aligned}$$

Therefore, conditional on $S = s$, the random variable X is uniformly distributed on $[0, s]$. This result, and its later generalization, is of great interest to statisticians. ●

(9) Example. A warning. Let X_1 and X_2 be independent exponential variables (as in Examples (7) and (8)). What is the conditional density function of $X_1 + X_2$ given $X_1 = X_2$?

'Solution' 1. Let $Y_1 = X_1 + X_2$ and $Y_2 = X_1/X_2$. Now $X_1 = X_2$ if and only if $Y_2 = 1$. We have from (7) that Y_1 and Y_2 are independent, and it follows that the conditional density function of Y_1 is its marginal density function

$$(10) \quad f_{Y_1}(y_1) = \lambda^2 y_1 e^{-\lambda y_1} \quad \text{for } y_1 \geq 0.$$

'Solution' 2. Let $Y_1 = X_1 + X_2$ and $Y_3 = X_1 - X_2$. It is an *exercise* to show that $f_{Y_1, Y_3}(y_1, y_3) = \frac{1}{2} \lambda^2 e^{-\lambda y_1}$ for $|y_3| \leq y_1$, and therefore the conditional density function of Y_1 given Y_3 is

$$f_{Y_1|Y_3}(y_1 | y_3) = \lambda e^{-\lambda(y_1 - |y_3|)} \quad \text{for } |y_3| \leq y_1.$$

Now $X_1 = X_2$ if and only if $Y_3 = 0$, and the required conditional density function is therefore

$$(11) \quad f_{Y_1|Y_3}(y_1 | 0) = \lambda e^{-\lambda y_1} \quad \text{for } y_1 \geq 0.$$

Something is wrong: (10) and (11) are different. The error derives from the original question: what does it mean to condition on the event $\{X_1 = X_2\}$, an event having probability 0? As we have seen, the answer depends upon how we do the conditioning—one cannot condition on such events quite so blithely as one may on events having strictly positive probability. In Solution 1, we are essentially conditioning on the event $\{X_1 \leq X_2 \leq (1+h)X_1\}$ for small h , whereas in Solution 2 we are conditioning on $\{X_1 \leq X_2 \leq X_1 + h\}$; these two events contain different sets of information. ●

(12) Example. Bivariate normal distribution. Let X and Y be independent random variables each having the normal distribution with mean 0 and variance 1. Define

$$(13) \quad U = \sigma_1 X,$$

$$(14) \quad V = \sigma_2 \rho X + \sigma_2 \sqrt{1 - \rho^2} Y.$$

where $\sigma_1, \sigma_2 > 0$ and $|\rho| < 1$. By Corollary (4), the pair U, V has joint density function

$$(15) \quad f(u, v) = \frac{1}{2\pi \sigma_1 \sigma_2 \sqrt{1 - \rho^2}} \exp\left[-\frac{1}{2} Q(u, v)\right]$$

where

$$Q(u, v) = \frac{1}{(1 - \rho^2)} \left[\left(\frac{u}{\sigma_1}\right)^2 - 2\rho \left(\frac{u}{\sigma_1}\right) \left(\frac{v}{\sigma_2}\right) + \left(\frac{v}{\sigma_2}\right)^2 \right].$$

We deduce that the pair U, V has a bivariate normal distribution.

This fact may be used to derive many properties of the bivariate normal distribution without having recourse to unpleasant integrations. For example, we have that

$$\mathbb{E}(UV) = \sigma_1 \sigma_2 \{ \rho \mathbb{E}(X^2) + \sqrt{1 - \rho^2} \mathbb{E}(XY) \} = \sigma_1 \sigma_2 \rho,$$

whence the correlation coefficient of U and V equals ρ .

Here is a second example. Conditional on the event $\{U = u\}$, we have that

$$V = \frac{\sigma_2 \rho}{\sigma_1} u + \sigma_2 Y \sqrt{1 - \rho^2}.$$

Hence $\mathbb{E}(V | U) = (\sigma_2 \rho / \sigma_1) U$, and $\text{var}(V | U) = \sigma_2^2 (1 - \rho^2)$. ●

The technology above is satisfactory when the change of variables is one–one, but a problem can arise if the transformation is many–one. The simplest examples arise of course for one–dimensional transformations. For example, if $y = x^2$ then the associated transformation $T : x \mapsto x^2$ is not one–one, since it loses the sign of x . It is easy to deal with this complication for transformations which are piecewise one–one (and sufficiently smooth). For example, the above transformation T maps $(-\infty, 0)$ smoothly onto $(0, \infty)$ and similarly for $[0, \infty)$: there are two contributions to the density function of $Y = X^2$, one from each of the intervals $(-\infty, 0)$ and $[0, \infty)$. Arguing similarly but more generally, one arrives at the following conclusion, the proof of which is left as an exercise.

Let I_1, I_2, \dots, I_n be intervals which partition \mathbb{R} (it is not important whether or not these intervals contain their endpoints), and suppose that $Y = g(x)$ where g is strictly monotone and continuously differentiable on every I_i . For each i , the function $g : I_i \rightarrow \mathbb{R}$ is invertible on $g(I_i)$, and we write h_i for the inverse function. Then

$$(16) \quad f_Y(y) = \sum_{i=1}^n f_X(h_i(y)) |h_i'(y)|$$

with the convention that the i th summand is 0 if h_i is not defined at y . There is a natural extension of this formula to transformations in two and more dimensions.

Exercises for Section 4.7

1. Let X, Y , and Z be independent and uniformly distributed on $[0, 1]$. Find the joint density function of XY and Z^2 , and show that $\mathbb{P}(XY < Z^2) = \frac{5}{9}$.
2. Let X and Y be independent exponential random variables with parameter 1. Find the joint density function of $U = X + Y$ and $V = X/(X + Y)$, and deduce that V is uniformly distributed on $[0, 1]$.
3. Let X be uniformly distributed on $[0, \frac{1}{2}\pi]$. Find the density function of $Y = \sin X$.
4. Find the density function of $Y = \sin^{-1} X$ when:
 - (a) X is uniformly distributed on $[0, 1]$,
 - (b) X is uniformly distributed on $[-1, 1]$.
5. Let X and Y have the bivariate normal density function

$$f(x, y) = \frac{1}{2\pi\sqrt{1-\rho^2}} \exp\left\{-\frac{1}{2(1-\rho^2)}(x^2 - 2\rho xy + y^2)\right\}.$$

Show that X and $Z = (Y - \rho X)/\sqrt{1 - \rho^2}$ are independent $N(0, 1)$ variables, and deduce that

$$\mathbb{P}(X > 0, Y > 0) = \frac{1}{4} + \frac{1}{2\pi} \sin^{-1} \rho.$$

6. Let X and Y have the standard bivariate normal density function of Exercise (5), and define $Z = \max\{X, Y\}$. Show that $\mathbb{E}(Z) = \sqrt{(1-\rho)/\pi}$, and $\mathbb{E}(Z^2) = 1$.
7. Let X and Y be independent exponential random variables with parameters λ and μ . Show that $Z = \min\{X, Y\}$ is independent of the event $\{X < Y\}$. Find:
- $\mathbb{P}(X = Z)$,
 - the distributions of $U = \max\{X - Y, 0\}$, denoted $(X - Y)^+$, and $V = \max\{X, Y\} - \min\{X, Y\}$,
 - $\mathbb{P}(X \leq t < X + Y)$ where $t > 0$.
8. A point (X, Y) is picked at random uniformly in the unit circle. Find the joint density of R and X , where $R^2 = X^2 + Y^2$.
9. A point (X, Y, Z) is picked uniformly at random inside the unit ball of \mathbb{R}^3 . Find the joint density of Z and R , where $R^2 = X^2 + Y^2 + Z^2$.
10. Let X and Y be independent and exponentially distributed with parameters λ and μ . Find the joint distribution of $S = X + Y$ and $R = X/(X + Y)$. What is the density of R ?
11. Find the density of $Y = a/(1 + X^2)$, where X has the Cauchy distribution.
12. Let (X, Y) have the bivariate normal density of Exercise (5) with $0 \leq \rho < 1$. Show that

$$[1 - \Phi(a)][1 - \Phi(c)] \leq \mathbb{P}(X > a, Y > b) \leq [1 - \Phi(a)][1 - \Phi(c)] + \frac{\rho\phi(b)[1 - \Phi(d)]}{\phi(a)},$$

where $c = (b - \rho a)/\sqrt{1 - \rho^2}$, $d = (a - \rho b)/\sqrt{1 - \rho^2}$, and ϕ and Φ are the density and distribution function of the $N(0, 1)$ distribution.

13. Let X have the Cauchy distribution. Show that $Y = X^{-1}$ has the Cauchy distribution also. Find another non-trivial distribution with this property of invariance.
14. Let X and Y be independent and gamma distributed as $\Gamma(\lambda, \alpha)$, $\Gamma(\lambda, \beta)$ respectively. Show that $W = X + Y$ and $Z = X/(X + Y)$ are independent, and that Z has the beta distribution with parameters α, β .

4.8 Sums of random variables

This section contains an important result which is a very simple application of the change of variable technique.

(1) Theorem. *If X and Y have joint density function f then $X + Y$ has density function*

$$f_{X+Y}(z) = \int_{-\infty}^{\infty} f(x, z - x) dx.$$

Proof. Let $A = \{(x, y) : x + y \leq z\}$. Then

$$\begin{aligned} \mathbb{P}(X + Y \leq z) &= \iint_A f(u, v) du dv = \int_{u=-\infty}^{\infty} \int_{v=-\infty}^{z-u} f(u, v) dv du \\ &= \int_{x=-\infty}^{\infty} \int_{y=-\infty}^z f(x, y - x) dy dx \end{aligned}$$

by the substitution $x = u$, $y = v + u$. Reverse the order of integration to obtain the result. ■

If X and Y are independent, the result becomes

$$f_{X+Y}(z) = \int_{-\infty}^{\infty} f_X(x) f_Y(z-x) dx = \int_{-\infty}^{\infty} f_X(z-y) f_Y(y) dy.$$

The function f_{X+Y} is called the *convolution* of f_X and f_Y , and is written

$$(2) \quad f_{X+Y} = f_X * f_Y.$$

(3) Example. Let X and Y be independent $N(0, 1)$ variables. Then $Z = X + Y$ has density function

$$\begin{aligned} f_Z(z) &= \frac{1}{2\pi} \int_{-\infty}^{\infty} \exp\left[-\frac{1}{2}x^2 - \frac{1}{2}(z-x)^2\right] dx \\ &= \frac{1}{2\sqrt{\pi}} e^{-\frac{1}{4}z^2} \int_{-\infty}^{\infty} \frac{1}{\sqrt{2\pi}} e^{-\frac{1}{2}v^2} dv \end{aligned}$$

by the substitution $v = (x - \frac{1}{2}z)\sqrt{2}$. Therefore,

$$f_Z(z) = \frac{1}{2\sqrt{\pi}} e^{-\frac{1}{4}z^2},$$

showing that Z is $N(0, 2)$. More generally, if X is $N(\mu_1, \sigma_1^2)$ and Y is $N(\mu_2, \sigma_2^2)$, and X and Y are independent, then $Z = X + Y$ is $N(\mu_1 + \mu_2, \sigma_1^2 + \sigma_2^2)$. You should check this. ●

(4) Example (4.6.3) revisited. You must take great care in applying (1) when the domain of f depends on x and y . For example, in the notation of Example (4.6.3),

$$f_{X+Y}(z) = \int_A \frac{1}{x} dx, \quad 0 \leq z \leq 2,$$

where $A = \{x : 0 \leq z - x \leq x \leq 1\} = [\frac{1}{2}z, \min\{z, 1\}]$. Thus

$$f_{X+Y}(z) = \begin{cases} \log 2 & 0 \leq z \leq 1, \\ \log(2/z) & 1 \leq z \leq 2. \end{cases} \quad \bullet$$

(5) Example. Bivariate normal distribution. It is required to calculate the distribution of the linear combination $Z = aU' + bV'$ where the pair U', V' has the bivariate normal density function of equation (4.7.15). Let X and Y be independent random variables, each having the normal distribution with mean 0 and variance 1, and let U and V be given by equations (4.7.13) and (4.7.14). It follows from the result of that example that the pairs (U, V) and (U', V') have the same joint distribution. Therefore Z has the same distribution as $aU + bV$, which equals $(a\sigma_1 + b\sigma_2\rho)X + b\sigma_2Y\sqrt{1 - \rho^2}$. The distribution of the last sum is easily found by the method of Example (3) to be $N(0, a^2\sigma_1^2 + 2ab\sigma_1\sigma_2\rho + b^2\sigma_2^2)$. ●

Exercises for Section 4.8

1. Let X and Y be independent variables having the exponential distribution with parameters λ and μ respectively. Find the density function of $X + Y$.
2. Let X and Y be independent variables with the Cauchy distribution. Find the density function of $\alpha X + \beta Y$ where $\alpha\beta \neq 0$. (Do you know about contour integration?)
3. Find the density function of $Z = X + Y$ when X and Y have joint density function $f(x, y) = \frac{1}{2}(x + y)e^{-(x+y)}$, $x, y \geq 0$.
4. **Hypoexponential distribution.** Let $\{X_r : r \geq 1\}$ be independent exponential random variables with respective parameters $\{\lambda_r : r \geq 1\}$ no two of which are equal. Find the density function of $S_n = \sum_{r=1}^n X_r$. [Hint: Use induction.]
5. (a) Let X, Y, Z be independent and uniformly distributed on $[0, 1]$. Find the density function of $X + Y + Z$.
 (b) If $\{X_r : r \geq 1\}$ are independent and uniformly distributed on $[0, 1]$, show that the density of $\sum_{r=1}^n X_r$ at any point $x \in (0, n)$ is a polynomial in x of degree $n - 1$.
6. For independent identically distributed random variables X and Y , show that $U = X + Y$ and $V = X - Y$ are uncorrelated but not necessarily independent. Show that U and V are independent if X and Y are $N(0, 1)$.
7. Let X and Y have a bivariate normal density with zero means, variances σ^2, τ^2 , and correlation ρ . Show that:
 - (a) $\mathbb{E}(X | Y) = \frac{\rho\sigma}{\tau} Y$,
 - (b) $\text{var}(X | Y) = \sigma^2(1 - \rho^2)$,
 - (c) $\mathbb{E}(X | X + Y = z) = \frac{(\sigma^2 + \rho\sigma\tau)z}{\sigma^2 + 2\rho\sigma\tau + \tau^2}$,
 - (d) $\text{var}(X | X + Y = z) = \frac{\sigma^2\tau^2(1 - \rho^2)}{\tau^2 + 2\rho\sigma\tau + \sigma^2}$.
8. Let X and Y be independent $N(0, 1)$ random variables, and let $Z = X + Y$. Find the distribution and density of Z given that $X > 0$ and $Y > 0$. Show that

$$\mathbb{E}(Z | X > 0, Y > 0) = 2\sqrt{2/\pi}.$$

4.9 Multivariate normal distribution

The centerpiece of the normal density function is the function $\exp(-x^2)$, and of the bivariate normal density function the function $\exp(-x^2 - bxy - y^2)$ for suitable b . Both cases feature a quadratic in the exponent, and there is a natural generalization to functions of n variables which is of great value in statistics. Roughly speaking, we say that X_1, X_2, \dots, X_n have the multivariate normal distribution if their joint density function is obtained by ‘rescaling’ the function $\exp(-\sum_i x_i^2 - 2\sum_{i < j} b_{ij}x_i x_j)$ of the n real variables x_1, x_2, \dots, x_n . The exponent here is a ‘quadratic form’, but not all quadratic forms give rise to density function. A *quadratic form* is a function $Q : \mathbb{R}^n \rightarrow \mathbb{R}$ of the form

$$(1) \quad Q(\mathbf{x}) = \sum_{1 \leq i, j \leq n} a_{ij}x_i x_j = \mathbf{x} \mathbf{A} \mathbf{x}'$$

where $\mathbf{x} = (x_1, x_2, \dots, x_n)$, \mathbf{x}' is the transpose of \mathbf{x} , and $\mathbf{A} = (a_{ij})$ is a real symmetric matrix with non-zero determinant. A well-known theorem about diagonalizing matrices states that there exists an orthogonal matrix \mathbf{B} such that

$$(2) \quad \mathbf{A} = \mathbf{B}\mathbf{\Lambda}\mathbf{B}'$$

where $\mathbf{\Lambda}$ is the diagonal matrix with the eigenvalues $\lambda_1, \lambda_2, \dots, \lambda_n$ of \mathbf{A} on its diagonal. Substitute (2) into (1) to obtain

$$(3) \quad Q(\mathbf{x}) = \mathbf{y}\mathbf{\Lambda}\mathbf{y}' = \sum_i \lambda_i y_i^2$$

where $\mathbf{y} = \mathbf{x}\mathbf{B}$. The function Q (respectively the matrix \mathbf{A}) is called a *positive definite quadratic form* (respectively *matrix*) if $Q(\mathbf{x}) > 0$ for all vectors \mathbf{x} having some non-zero coordinate, and we write $Q > 0$ (respectively $\mathbf{A} > 0$) if this holds. From (3), $Q > 0$ if and only if $\lambda_i > 0$ for all i . This is all elementary matrix theory. We are concerned with the following question: when is the function $f : \mathbb{R}^n \rightarrow \mathbb{R}$ given by

$$f(\mathbf{x}) = K \exp\left(-\frac{1}{2}Q(\mathbf{x})\right), \quad \mathbf{x} \in \mathbb{R}^n,$$

the joint density function of some collection of n random variables? It is necessary and sufficient that:

$$(a) \quad f(\mathbf{x}) \geq 0 \text{ for all } \mathbf{x} \in \mathbb{R}^n,$$

$$(b) \quad \int_{\mathbb{R}^n} f(\mathbf{x}) d\mathbf{x} = 1,$$

(this integral is shorthand for $\int \cdots \int f(x_1, \dots, x_n) dx_1 \cdots dx_n$).

It is clear that (a) holds whenever $K > 0$. Next we investigate (b). First note that Q must be positive definite, since otherwise f has an infinite integral. If $Q > 0$,

$$\begin{aligned} \int_{\mathbb{R}^n} f(\mathbf{x}) d\mathbf{x} &= \int_{\mathbb{R}^n} K \exp\left(-\frac{1}{2}Q(\mathbf{x})\right) d\mathbf{x} \\ &= \int_{\mathbb{R}^n} K \exp\left(-\frac{1}{2} \sum_i \lambda_i y_i^2\right) d\mathbf{y} \\ &\quad \text{by (4.7.3) and (3), since } |J| = 1 \text{ for orthogonal transformations} \\ &= K \prod_i \int_{-\infty}^{\infty} \exp\left(-\frac{1}{2}\lambda_i y_i^2\right) dy_i \\ &= K \sqrt{(2\pi)^n / (\lambda_1 \lambda_2 \cdots \lambda_n)} = K \sqrt{(2\pi)^n / |\mathbf{A}|} \end{aligned}$$

where $|\mathbf{A}|$ denotes the determinant of \mathbf{A} . Hence (b) holds whenever $K = \sqrt{(2\pi)^{-n} |\mathbf{A}|}$.

We have seen that

$$f(\mathbf{x}) = \sqrt{\frac{|\mathbf{A}|}{(2\pi)^n}} \exp\left(-\frac{1}{2}\mathbf{x}\mathbf{A}\mathbf{x}'\right), \quad \mathbf{x} \in \mathbb{R}^n,$$

is a joint density function if and only if \mathbf{A} is positive definite. Suppose that $\mathbf{A} > 0$ and that $\mathbf{X} = (X_1, X_2, \dots, X_n)$ is a sequence of variables with joint density function f . It is easy to see that each X_i has zero mean; just note that $f(\mathbf{x}) = f(-\mathbf{x})$, and so (X_1, \dots, X_n) and

$(-X_1, \dots, -X_n)$ are identically distributed random vectors; however, $\mathbf{E}|X_i| < \infty$ and so $\mathbf{E}(X_i) = \mathbf{E}(-X_i)$, giving $\mathbf{E}(X_i) = 0$. The vector \mathbf{X} is said to have the *multivariate normal distribution* with zero means. More generally, if $\mathbf{Y} = (Y_1, Y_2, \dots, Y_n)$ is given by

$$\mathbf{Y} = \mathbf{X} + \boldsymbol{\mu}$$

for some vector $\boldsymbol{\mu} = (\mu_1, \mu_2, \dots, \mu_n)$ of constants, then \mathbf{Y} is said to have the *multivariate normal distribution*.

(4) Definition. The vector $\mathbf{X} = (X_1, X_2, \dots, X_n)$ has the **multivariate normal distribution** (or **multinormal distribution**), written $N(\boldsymbol{\mu}, \mathbf{V})$, if its joint density function is

$$f(\mathbf{x}) = \frac{1}{\sqrt{(2\pi)^n |\mathbf{V}|}} \exp\left[-\frac{1}{2}(\mathbf{x} - \boldsymbol{\mu})\mathbf{V}^{-1}(\mathbf{x} - \boldsymbol{\mu})'\right], \quad \mathbf{x} \in \mathbb{R}^n,$$

where \mathbf{V} is a positive definite symmetric matrix.

We have replaced \mathbf{A} by \mathbf{V}^{-1} in this definition. The reason for this lies in part (b) of the following theorem.

(5) Theorem. If \mathbf{X} is $N(\boldsymbol{\mu}, \mathbf{V})$ then

- (a) $\mathbb{E}(\mathbf{X}) = \boldsymbol{\mu}$, which is to say that $\mathbb{E}(X_i) = \mu_i$ for all i ,
- (b) $\mathbf{V} = (v_{ij})$ is called the covariance matrix, because $v_{ij} = \text{cov}(X_i, X_j)$.

Proof. Part (a) follows by the argument before (4). Part (b) may be proved by performing an elementary integration, and more elegantly by the forthcoming method of characteristic functions; see Example (5.8.6). ■

We often write

$$\mathbf{V} = \mathbb{E}((\mathbf{X} - \boldsymbol{\mu})'(\mathbf{X} - \boldsymbol{\mu}))$$

since $(\mathbf{X} - \boldsymbol{\mu})'(\mathbf{X} - \boldsymbol{\mu})$ is a matrix with (i, j) th entry $(X_i - \mu_i)(X_j - \mu_j)$.

A very important property of this distribution is its invariance of type under linear changes of variables.

(6) Theorem. If $\mathbf{X} = (X_1, X_2, \dots, X_n)$ is $N(\mathbf{0}, \mathbf{V})$ and $\mathbf{Y} = (Y_1, Y_2, \dots, Y_m)$ is given by $\mathbf{Y} = \mathbf{X}\mathbf{D}$ for some matrix \mathbf{D} of rank $m \leq n$, then \mathbf{Y} is $N(\mathbf{0}, \mathbf{D}'\mathbf{V}\mathbf{D})$.

Proof when $m = n$. The mapping $T : \mathbf{x} \mapsto \mathbf{y} = \mathbf{x}\mathbf{D}$ is a non-singular and can be inverted as $T^{-1} : \mathbf{y} \mapsto \mathbf{x} = \mathbf{y}\mathbf{D}^{-1}$. Use this change of variables in Theorem (4.7.3) to show that, if $A, B \subseteq \mathbb{R}^n$ and $B = T(A)$, then

$$\begin{aligned} \mathbb{P}(\mathbf{Y} \in B) &= \int_A f(\mathbf{x}) d\mathbf{x} = \int_A \frac{1}{\sqrt{(2\pi)^n |\mathbf{V}|}} \exp(-\frac{1}{2}\mathbf{x}\mathbf{V}^{-1}\mathbf{x}') d\mathbf{x} \\ &= \int_B \frac{1}{\sqrt{(2\pi)^n |\mathbf{W}|}} \exp(-\frac{1}{2}\mathbf{y}\mathbf{W}^{-1}\mathbf{y}') d\mathbf{y} \end{aligned}$$

where $\mathbf{W} = \mathbf{D}'\mathbf{V}\mathbf{D}$ as required. The proof for values of m strictly smaller than n is more difficult and is omitted (but see Kingman and Taylor 1966, p. 372). ■

A similar result holds for linear transformations of $N(\boldsymbol{\mu}, \mathbf{V})$ variables.

There are various (essentially equivalent) ways of defining the multivariate normal distribution, of which the above way is perhaps neither the neatest nor the most useful. Here is another.

(7) Definition. The vector $\mathbf{X} = (X_1, X_2, \dots, X_n)$ of random variables is said to have the **multivariate normal distribution** whenever, for all $\mathbf{a} \in \mathbb{R}^n$, the linear combination $\mathbf{X}\mathbf{a}' = a_1X_1 + a_2X_2 + \dots + a_nX_n$ has a normal distribution.

That is to say, \mathbf{X} is multivariate normal if and only if every linear combination of the X_i is univariate normal. It is often easier to work with this definition, which differs in one important respect from the earlier one. Using (6), it is easy to see that vectors \mathbf{X} satisfying (4) also satisfy (7). Definition (7) is, however, slightly more general than (4) as the following indicates. Suppose that \mathbf{X} satisfies (7), and in addition there exists $\mathbf{a} \in \mathbb{R}^n$ and $b \in \mathbb{R}$ such that $\mathbf{a} \neq \mathbf{0}$ and $\mathbb{P}(\mathbf{X}\mathbf{a}' = b) = 1$, which is to say that the X_i are linearly related; in this case there are strictly fewer than n 'degrees of freedom' in the vector \mathbf{X} , and we say that \mathbf{X} has a *singular* multivariate normal distribution. It may be shown (see Exercise (5.8.6)) that, if \mathbf{X} satisfies (7) and in addition its distribution is non-singular, then \mathbf{X} satisfies (4) for appropriate $\boldsymbol{\mu}$ and \mathbf{V} . The singular case is, however, not covered by (4). If (8) holds, then $0 = \text{var}(\mathbf{X}\mathbf{a}') = \mathbf{a}\mathbf{V}\mathbf{a}'$, where \mathbf{V} is the covariance matrix of \mathbf{X} . Hence \mathbf{V} is a singular matrix, and therefore possesses no inverse. In particular, Definition (4) cannot apply.

Exercises for Section 4.9

1. A symmetric matrix is called *non-negative* (respectively *positive*) *definite* if its eigenvalues are non-negative (respectively strictly positive). Show that a non-negative definite symmetric matrix \mathbf{V} has a square root, in that there exists a symmetric matrix \mathbf{W} satisfying $\mathbf{W}^2 = \mathbf{V}$. Show further that \mathbf{W} is non-singular if and only if \mathbf{V} is positive definite.
2. If \mathbf{X} is a random vector with the $N(\boldsymbol{\mu}, \mathbf{V})$ distribution where \mathbf{V} is non-singular, show that $\mathbf{Y} = (\mathbf{X} - \boldsymbol{\mu})\mathbf{W}^{-1}$ has the $N(\mathbf{0}, \mathbf{I})$ distribution, where \mathbf{I} is the identity matrix and \mathbf{W} is a symmetric matrix satisfying $\mathbf{W}^2 = \mathbf{V}$. The random vector \mathbf{Y} is said to have the *standard* multivariate normal distribution.
3. Let $\mathbf{X} = (X_1, X_2, \dots, X_n)$ have the $N(\boldsymbol{\mu}, \mathbf{V})$ distribution, and show that $Y = a_1X_1 + a_2X_2 + \dots + a_nX_n$ has the (univariate) $N(\mu, \sigma^2)$ distribution where

$$\mu = \sum_{i=1}^n a_i \mathbb{E}(X_i), \quad \sigma^2 = \sum_{i=1}^n a_i^2 \text{var}(X_i) + 2 \sum_{i < j} a_i a_j \text{cov}(X_i, X_j).$$

4. Let X and Y have the bivariate normal distribution with zero means, unit variances, and correlation ρ . Find the joint density function of $X + Y$ and $X - Y$, and their marginal density functions.
5. Let X have the $N(0, 1)$ distribution and let $a > 0$. Show that the random variable Y given by

$$Y = \begin{cases} X & \text{if } |X| < a \\ -X & \text{if } |X| \geq a \end{cases}$$

has the $N(0, 1)$ distribution, and find an expression for $\rho(a) = \text{cov}(X, Y)$ in terms of the density function ϕ of X . Does the pair (X, Y) have a bivariate normal distribution?

6. Let $\{Y_r : 1 \leq r \leq n\}$ be independent $N(0, 1)$ random variables, and define $X_j = \sum_{r=1}^n c_{jr} Y_r$, $1 \leq j \leq n$, for constants c_{jr} . Show that

$$\mathbb{E}(X_j | X_k) = \left(\frac{\sum_r c_{jr} c_{kr}}{\sum_r c_{kr}^2} \right) X_k.$$

What is $\text{var}(X_j | X_k)$?

7. Let the vector $(X_r : 1 \leq r \leq n)$ have a multivariate normal distribution with covariance matrix $\mathbf{V} = (v_{ij})$. Show that, conditional on the event $\sum_1^n X_r = x$, X_1 has the $N(a, b)$ distribution where $a = (\rho s/t)x$, $b = s^2(1 - \rho^2)$, and $s^2 = v_{11}$, $t^2 = \sum_{ij} v_{ij}$, $\rho = \sum_i v_{i1}/(st)$.

8. Let X , Y , and Z have a standard trivariate normal distribution centred at the origin, with zero means, unit variances, and correlation coefficients ρ_1 , ρ_2 , and ρ_3 . Show that

$$\mathbb{P}(X > 0, Y > 0, Z > 0) = \frac{1}{8} + \frac{1}{4\pi} \{\sin^{-1} \rho_1 + \sin^{-1} \rho_2 + \sin^{-1} \rho_3\}.$$

9. Let X, Y, Z have the standard trivariate normal density of Exercise (8), with $\rho_1 = \rho(X, Y)$. Show that

$$\begin{aligned} \mathbb{E}(Z | X, Y) &= \{(\rho_3 - \rho_1\rho_2)X + (\rho_2 - \rho_1\rho_3)Y\}/(1 - \rho_1^2), \\ \text{var}(Z | X, Y) &= \{1 - \rho_1^2 - \rho_2^2 - \rho_3^2 + 2\rho_1\rho_2\rho_3\}/(1 - \rho_1^2). \end{aligned}$$

4.10 Distributions arising from the normal distribution

This section contains some distributional results which have applications in statistics. The reader may omit it without prejudicing his or her understanding of the rest of the book.

Statisticians are frequently faced with a collection X_1, X_2, \dots, X_n of random variables arising from a sequence of experiments. They might be prepared to make a general assumption about the unknown distribution of these variables without specifying the numerical values of certain parameters. Commonly they might suppose that X_1, X_2, \dots, X_n is a collection of independent $N(\mu, \sigma^2)$ variables for some fixed but unknown values of μ and σ^2 ; this assumption is sometimes a very close approximation to reality. They might then proceed to estimate the values of μ and σ^2 by using functions of X_1, X_2, \dots, X_n . For reasons which are explained in statistics textbooks, they will commonly use the *sample mean*

$$\bar{X} = \frac{1}{n} \sum_1^n X_i$$

as a guess at the value of μ , and the *sample variance*†

$$S^2 = \frac{1}{n-1} \sum_1^n (X_i - \bar{X})^2$$

as a guess at the value of σ^2 ; these at least have the property of being ‘unbiased’ in that $\mathbb{E}(\bar{X}) = \mu$ and $\mathbb{E}(S^2) = \sigma^2$. The two quantities \bar{X} and S^2 are related in a striking and important way.

(1) Theorem. *If X_1, X_2, \dots are independent $N(\mu, \sigma^2)$ variables then \bar{X} and S^2 are independent. We have that \bar{X} is $N(\mu, \sigma^2/n)$ and $(n-1)S^2/\sigma^2$ is $\chi^2(n-1)$.*

†In some texts the sample variance is defined with n in place of $(n-1)$.

Remember from Example (4.4.6) that $\chi^2(d)$ denotes the chi-squared distribution with d degrees of freedom.

Proof. Define $Y_i = (X_i - \mu)/\sigma$, and

$$\bar{Y} = \frac{1}{n} \sum_1^n Y_i = \frac{\bar{X} - \mu}{\sigma}.$$

From Example (4.4.5), Y_i is $N(0, 1)$, and clearly

$$\sum_1^n (Y_i - \bar{Y})^2 = \frac{(n-1)S^2}{\sigma^2}.$$

The joint density function of Y_1, Y_2, \dots, Y_n is

$$f(\mathbf{y}) = \frac{1}{\sqrt{(2\pi)^n}} \exp\left(-\frac{1}{2} \sum_1^n y_i^2\right).$$

This function f has spherical symmetry in the sense that, if $\mathbf{A} = (a_{ij})$ is an orthogonal rotation of \mathbb{R}^n and

$$(2) \quad Y_i = \sum_{j=1}^n Z_j a_{ji} \quad \text{and} \quad \sum_1^n Y_i^2 = \sum_1^n Z_i^2,$$

then Z_1, Z_2, \dots, Z_n are independent $N(0, 1)$ variables also. Now choose

$$(3) \quad Z_1 = \frac{1}{\sqrt{n}} \sum_1^n Y_i = \sqrt{n} \bar{Y}.$$

It is left to the reader to check that Z_1 is $N(0, 1)$. Then let Z_2, Z_3, \dots, Z_n be any collection of variables such that (2) holds, where \mathbf{A} is orthogonal. From (2) and (3),

$$(4) \quad \begin{aligned} \sum_2^n Z_i^2 &= \sum_1^n Y_i^2 - \frac{1}{n} \left(\sum_1^n Y_i \right)^2 \\ &= \sum_1^n Y_i^2 - \frac{2}{n} \sum_{i=1}^n \sum_{j=1}^n Y_i Y_j + \frac{1}{n^2} \sum_{i=1}^n \left(\sum_{j=1}^n Y_j \right)^2 \\ &= \sum_{i=1}^n \left(Y_i - \frac{1}{n} \sum_1^n Y_j \right)^2 = \frac{(n-1)S^2}{\sigma^2}. \end{aligned}$$

Now, Z_1 is independent of Z_2, Z_3, \dots, Z_n , and so by (3) and (4), \bar{Y} is independent of the random variable $(n-1)S^2/\sigma^2$. By (3) and Example (4.4.4), \bar{Y} is $N(0, 1/n)$ and so \bar{X} is $N(\mu, \sigma^2/n)$. Finally, $(n-1)S^2/\sigma^2$ is the sum of the squares of $n-1$ independent $N(0, 1)$ variables, and the result of Problem (4.14.12) completes the proof. ■

We may observe that σ is only a scaling factor for \bar{X} and S ($= \sqrt{S^2}$). That is to say,

$$U = \frac{n-1}{\sigma^2} S^2 \quad \text{is} \quad \chi^2(n-1)$$

which does not depend on σ , and

$$V = \frac{\sqrt{n}}{\sigma} (\bar{X} - \mu) \quad \text{is} \quad N(0, 1)$$

which does not depend on σ . Hence the random variable

$$T = \frac{V}{\sqrt{U/(n-1)}}$$

has a distribution which does not depend on σ . The random variable T is the ratio of two independent random variables, the numerator being $N(0, 1)$ and the denominator the square root of $(n-1)^{-1}$ times a $\chi^2(n-1)$ variable; T is said to have the *t distribution* with $n-1$ degrees of freedom, written $t(n-1)$. It is sometimes called 'Student's *t* distribution' in honour of a famous experimenter at the Guinness factory in Dublin. Let us calculate its density function. The joint density of U and V is

$$f(u, v) = \frac{\left(\frac{1}{2}\right)^r e^{-\frac{1}{2}u} u^{\frac{1}{2}r-1}}{\Gamma\left(\frac{1}{2}r\right)} \cdot \frac{1}{\sqrt{2\pi}} \exp\left(-\frac{1}{2}v^2\right)$$

where $r = n-1$. Then map (u, v) to (s, t) by $s = u$, $t = v\sqrt{r/u}$. Use Corollary (4.7.4) to obtain

$$f_{U,T}(s, t) = \sqrt{s/r} f(s, t\sqrt{s/r})$$

and integrate over s to obtain

$$f_T(t) = \frac{\Gamma\left(\frac{1}{2}(r+1)\right)}{\sqrt{\pi r} \Gamma\left(\frac{1}{2}r\right)} \left(1 + \frac{t^2}{r}\right)^{-\frac{1}{2}(r+1)}, \quad -\infty < t < \infty,$$

as the density function of the *t*(r) distribution.

Another important distribution in statistics is the *F* distribution which arises as follows. Let U and V be independent variables with the $\chi^2(r)$ and $\chi^2(s)$ distributions respectively. Then

$$F = \frac{U/r}{V/s}$$

is said to have the *F distribution* with r and s degrees of freedom, written $F(r, s)$. The following properties are obvious:

- (a) F^{-1} is $F(s, r)$,
- (b) T^2 is $F(1, r)$ if T is $t(r)$.

As an *exercise* in the techniques of Section 4.7, show that the density function of the $F(r, s)$ distribution is

$$f(x) = \frac{r\Gamma\left(\frac{1}{2}(r+s)\right)}{s\Gamma\left(\frac{1}{2}r\right)\Gamma\left(\frac{1}{2}s\right)} \cdot \frac{(rx/s)^{\frac{1}{2}r-1}}{[1+(rx/s)]^{\frac{1}{2}(r+s)}}, \quad x > 0.$$

In Exercises (5.7.7, 8) we shall encounter more general forms of the χ^2 , *t*, and *F* distributions; these are the (so-called) 'non-central' versions of these distributions.

Exercises for Section 4.10

1. Let X_1 and X_2 be independent variables with the $\chi^2(m)$ and $\chi^2(n)$ distributions respectively. Show that $X_1 + X_2$ has the $\chi^2(m + n)$ distribution.
 2. Show that the mean of the $t(r)$ distribution is 0, and that the mean of the $F(r, s)$ distribution is $s/(s - 2)$ if $s > 2$. What happens if $s \leq 2$?
 3. Show that the $t(1)$ distribution and the Cauchy distribution are the same.
 4. Let X and Y be independent variables having the exponential distribution with parameter 1. Show that X/Y has an F distribution. Which?
 5. Use the result of Exercise (4.5.7) to show the independence of the sample mean and sample variance of an independent sample from the $N(\mu, \sigma^2)$ distribution.
 6. Let $\{X_r : 1 \leq r \leq n\}$ be independent $N(0, 1)$ variables. Let $\Psi \in [0, \pi]$ be the angle between the vector (X_1, X_2, \dots, X_n) and some fixed vector in \mathbb{R}^n . Show that Ψ has density $f(\psi) = (\sin \psi)^{n-2} / B(\frac{1}{2}, \frac{1}{2}n - \frac{1}{2})$, $0 \leq \psi < \pi$, where B is the beta function.
-

4.11 Sampling from a distribution

It is frequently necessary to conduct numerical experiments involving random variables with a given distribution[†]. Such experiments are useful in a wide variety of settings, ranging from the evaluation of integrals (see Section 2.6) to the statistical theory of image reconstruction. The target of the current section is to describe a portfolio of techniques for sampling from a given distribution. The range of available techniques has grown enormously over recent years, and we give no more than an introduction here. The fundamental question is as follows. Let F be a distribution function. How may we find a numerical value for a random variable having distribution function F ?

Various interesting questions arise. What does it mean to say that a real number has a non-trivial distribution function? In a universe whose fundamental rules may be deterministic, how can one simulate randomness? In practice, one makes use of deterministic sequences of real numbers produced by what are called ‘congruential generators’. Such sequences are sprinkled uniformly over their domain, and statistical tests indicate acceptance of the hypothesis that they are independent and uniformly distributed. Strictly speaking, these numbers are called ‘pseudo-random’ but the prefix is often omitted. They are commonly produced by a suitable computer program called a ‘random number generator’. With a little cleverness, such a program may be used to generate a sequence U_1, U_2, \dots of (pseudo-)random numbers which may be assumed to be independent and uniformly distributed on the interval $[0, 1]$. Henceforth in this section we will denote by U a random variable with this distribution.

A basic way of generating a random variable with given distribution function is to use the following theorem.

(1) Theorem. Inverse transform technique. *Let F be a distribution function, and let U be uniformly distributed on the interval $[0, 1]$.*

- (a) *If F is a continuous function, the random variable $X = F^{-1}(U)$ has distribution function F .*

[†]Such experiments are sometimes referred to as ‘simulations’.

(b) Let F be the distribution function of a random variable taking non-negative integer values. The random variable X given by

$$X = k \quad \text{if and only if} \quad F(k-1) < U \leq F(k)$$

has distribution function F .

Proof. Part (a) is Problem (4.14.4a). Part (b) is a straightforward exercise, on noting that

$$\mathbb{P}(F(k-1) < U \leq F(k)) = F(k) - F(k-1).$$

This part of the theorem is easily extended to more general discrete distributions. ■

The inverse transform technique is conceptually easy but has practical drawbacks. In the continuous case, it is required to know or calculate the inverse function F^{-1} ; in the discrete case, a large number of comparisons may be necessary. Despite the speed of modern computers, such issues remain problematic for extensive simulations.

Here are three examples of the inverse transform technique in practice. Further examples may be found in the exercises at the end of this section.

(2) Example. Binomial sampling. Let $U_1, U_2, \dots, U_n, \dots$ be independent random variables with the uniform distribution on $[0, 1]$. The sequence $X_k = I_{\{U_k \leq p\}}$ of indicator variables contains random variables having the Bernoulli distribution with parameter p . The sum $S = \sum_{k=1}^n X_k$ has the bin(n, p) distribution. ●

(3) Example. Negative binomial sampling. With the X_k as in the previous example, let W_r be given by

$$W_r = \min \left\{ n : \sum_{k=1}^n X_k = r \right\},$$

the ‘time of the r th success’. Then W_r has the negative binomial distribution; see Example (3.5.6). ●

(4) Example. Gamma sampling. With the U_k as in Example (2), let

$$X_k = -\frac{1}{\lambda} \log U_k.$$

It is an easy calculation (or use Problem (4.14.4a)) to see that the X_k are independent exponential random variables with parameter λ . It follows that $S = \sum_{k=1}^n X_k$ has the $\Gamma(\lambda, n)$ distribution; see Problem (4.14.10). ●

Here are two further methods of sampling from a given distribution.

(5) Example. The rejection method. It is required to sample from the distribution having density function f . Let us suppose that we are provided with a pair (U, Z) of random variables such that:

- (i) U and Z are independent,
- (ii) U is uniformly distribution on $[0, 1]$, and
- (iii) Z has density function f_Z , and there exists $a \in \mathbb{R}$ such that $f(z) \leq af_Z(z)$ for all z .

We note the following calculation:

$$\mathbb{P}(Z \leq x \mid aUf_Z(Z) \leq f(Z)) = \frac{\int_{-\infty}^x \mathbb{P}(aUf_Z(Z) \leq f(Z) \mid Z = z) f_Z(z) dz}{\int_{-\infty}^{\infty} \mathbb{P}(aUf_Z(Z) \leq f(Z) \mid Z = z) f_Z(z) dz}.$$

Now,

$$\mathbb{P}(aUf_Z(Z) \leq f(Z) \mid Z = z) = \mathbb{P}(U \leq f(z)/\{af_Z(z)\}) = \frac{f(z)}{af_Z(z)}$$

whence

$$\mathbb{P}(Z \leq x \mid aUf_Z(Z) \leq f(Z)) = \int_{-\infty}^x f(z) dz.$$

That is to say, conditional on the event $E = \{aUf_Z(Z) \leq f(Z)\}$, the random variable Z has the required density function f .

We use this fact in the following way. Let us assume that one may use a random number generator to obtain a pair (U, Z) as above. We then check whether or not the event E occurs. If E occurs, then Z has the required density function. If E does not occur, we *reject* the pair (U, Z) , and use the random number generator to find another pair (U', Z') with the properties (i)–(iii) above. This process is iterated until the event corresponding to E occurs, and this results in a sample from the given density function.

Each sample pair (U, Z) satisfies the condition of E with probability a . It follows by the independence of repeated sampling that the mean number of samples before E is first satisfied is a^{-1} .

A similar technique exists for sampling from a discrete distribution. ●

(6) Example. Ratio of uniforms. There are other ‘rejection methods’ than that described in the above example, and here is a further example. Once again, let f be a density function from which a sample is required. For a reason which will become clear soon, we shall assume that f satisfies $f(x) = 0$ if $x \leq 0$, and $f(x) \leq \min\{1, x^{-2}\}$ if $x > 0$. The latter inequality may be relaxed in the following, but at the expense of a complication.

Suppose that U_1 and U_2 are independent and uniform on $[0, 1]$, and define $R = U_2/U_1$. We claim that, conditional on the event $E = \{U_1 \leq \sqrt{f(U_2/U_1)}\}$, the random variable R has density function f . This provides the basis for a rejection method using uniform random variables only. We argue as follows in order to show the claim. We have that

$$\mathbb{P}(E \cap \{R \leq x\}) = \iint_{T \cap [0,1]^2} du_1 du_2$$

where $T = \{(u_1, u_2) : u_1 \leq \sqrt{f(u_2/u_1)}, u_2 \leq xu_1\}$. We make the change of variables $s = u_2/u_1, t = u_1$, to obtain that

$$\mathbb{P}(E \cap \{R \leq x\}) = \int_{s=0}^x \int_{t=0}^{\sqrt{f(s)}} t dt ds = \frac{1}{2} \int_0^x f(s) ds,$$

from which it follows as required that

$$\mathbb{P}(R \leq x \mid E) = \int_0^x f(s) ds. \quad \bullet$$

In sampling from a distribution function F , the structure of F may itself propose a workable approach.

(7) Example. Mixtures. Let F_1 and F_2 be distribution functions and let $0 \leq \alpha \leq 1$. It is required to sample from the ‘mixed’ distribution function $G = \alpha F_1 + (1 - \alpha)F_2$. This may be done in a process of two stages:

- (i) first toss a coin which comes up heads with probability α (or, more precisely, utilize the random variable $I_{\{U \leq \alpha\}}$ where U has the usual uniform distribution),
- (ii) if the coin shows heads (respectively, tails) sample from F_1 (respectively, F_2).

As an example of this approach in action, consider the density function

$$g(x) = \frac{1}{\pi\sqrt{1-x^2}} + 3x(1-x), \quad 0 \leq x \leq 1,$$

and refer to Theorem (1) and Exercises (4.11.5) and (4.11.13). ●

This example leads naturally to the following more general formulation. Assume that the distribution function G may be expressed in the form

$$G(x) = \mathbb{E}(F(x, Y)), \quad x \in \mathbb{R},$$

where Y is a random variable, and where $F(\cdot, y)$ is a distribution function for each possible value y of Y . Then G may be sampled by:

- (i) sampling from the distribution of Y , obtaining the value y , say,
- (ii) sampling from the distribution function $F(\cdot, y)$.

(8) Example. Compound distributions. Here is a further illustrative example. Let Z have the beta distribution with parameters a and b , and let

$$p_k = \mathbb{E} \left(\binom{n}{k} Z^k (1-Z)^{n-k} \right), \quad k = 0, 1, 2, \dots, n.$$

It is an *exercise* to show that

$$p_k \propto \binom{n}{k} \Gamma(a+k) \Gamma(n+b-k), \quad k = 0, 1, 2, \dots, n,$$

where Γ denotes the gamma function; this distribution is termed a *negative hypergeometric distribution*. In sampling from the mass function ($p_k : k = 0, 1, 2, \dots, n$) it is convenient to sample first from the beta distribution of Z and then from the binomial distribution $\text{bin}(n, Z)$; see Exercise (4.11.4) and Example (2). ●

Exercises for Section 4.11

- 1. Uniform distribution.** If U is uniformly distributed on $[0, 1]$, what is the distribution of $X = \lfloor nU \rfloor + 1$?
- 2. Random permutation.** Given the first n integers in any sequence S_0 , proceed thus:
 - (a) pick any position P_0 from $\{1, 2, \dots, n\}$ at random, and swap the integer in that place of S_0 with the integer in the n th place of S_0 , yielding S_1 .

- (b) pick any position P_1 from $\{1, 2, \dots, n-1\}$ at random, and swap the integer in that place of S_1 with the integer in the $(n-1)$ th place of S_1 , yielding S_2 ,
- (c) at the $(r-1)$ th stage the integer in position P_{r-1} , chosen randomly from $\{1, 2, \dots, n-r+1\}$, is swapped with the integer at the $(n-r+1)$ th place of the sequence S_{r-1} .

Show that S_{n-1} is equally likely to be any of the $n!$ permutations of $\{1, 2, \dots, n\}$.

3. Gamma distribution. Use the rejection method to sample from the gamma density $\Gamma(\lambda, t)$ where $t (\geq 1)$ may not be assumed integral. [Hint: You might want to start with an exponential random variable with parameter $1/t$.]

4. Beta distribution. Show how to sample from the beta density $\beta(\alpha, \beta)$ where $\alpha, \beta \geq 1$. [Hint: Use Exercise (3).]

5. Describe three distinct methods of sampling from the density $f(x) = 6x(1-x)$, $0 \leq x \leq 1$.

6. Aliasing method. A finite real vector is called a *probability vector* if it has non-negative entries with sum 1. Show that a probability vector \mathbf{p} of length n may be written in the form

$$\mathbf{p} = \frac{1}{n-1} \sum_{r=1}^n \mathbf{v}_r,$$

where each \mathbf{v}_r is a probability vector with at most two non-zero entries. Describe a method, based on this observation, for sampling from \mathbf{p} viewed as a probability mass function.

7. Box-Muller normals. Let U_1 and U_2 be independent and uniformly distributed on $[0, 1]$, and let $T_i = 2U_i - 1$. Show that, conditional on the event that $R = \sqrt{T_1^2 + T_2^2} \leq 1$,

$$X = \frac{T_1}{R} \sqrt{-2 \log R^2}, \quad Y = \frac{T_2}{R} \sqrt{-2 \log R^2},$$

are independent standard normal random variables.

8. Let U be uniform on $[0, 1]$ and $0 < q < 1$. Show that $X = 1 + \lfloor \log U / \log q \rfloor$ has a geometric distribution.

9. A point (X, Y) is picked uniformly at random in the semicircle $x^2 + y^2 \leq 1$, $x \geq 0$. What is the distribution of $Z = Y/X$?

10. Hazard-rate technique. Let X be a non-negative integer-valued random variable with $h(r) = \mathbb{P}(X = r \mid X \geq r)$. If $\{U_i : i \geq 0\}$ are independent and uniform on $[0, 1]$, show that $Z = \min\{n : U_n \leq h(n)\}$ has the same distribution as X .

11. Antithetic variables. Let $g(x_1, x_2, \dots, x_n)$ be an increasing function in all its variables, and let $\{U_r : r \geq 1\}$ be independent and identically distributed random variables having the uniform distribution on $[0, 1]$. Show that

$$\text{cov}\{g(U_1, U_2, \dots, U_n), g(1 - U_1, 1 - U_2, \dots, 1 - U_n)\} \leq 0.$$

[Hint: Use the FKG inequality of Problem (3.10.18).] Explain how this can help in the efficient estimation of $I = \int_0^1 g(\mathbf{x}) d\mathbf{x}$.

12. Importance sampling. We wish to estimate $I = \int g(x) f_X(x) dx = \mathbb{E}(g(X))$, where either it is difficult to sample from the density f_X , or $g(X)$ has a very large variance. Let f_Y be equivalent to f_X , which is to say that, for all x , $f_X(x) = 0$ if and only if $f_Y(x) = 0$. Let $\{Y_i : 0 \leq i \leq n\}$ be independent random variables with density function f_Y , and define

$$J = \frac{1}{n} \sum_{r=1}^n \frac{g(Y_r) f_X(Y_r)}{f_Y(Y_r)}.$$

Show that:

$$(a) \mathbb{E}(J) = I = \mathbb{E} \left[\frac{g(Y)f_X(Y)}{f_Y(Y)} \right],$$

$$(b) \text{var}(J) = \frac{1}{n} \left[\mathbb{E} \left(\frac{g(Y)^2 f_X(Y)^2}{f_Y(Y)^2} \right) - I^2 \right],$$

(c) $J \xrightarrow{\text{a.s.}} I$ as $n \rightarrow \infty$. (See Chapter 7 for an account of convergence.)

The idea here is that f_Y should be easy to sample from, and chosen if possible so that $\text{var} J$ is much smaller than $n^{-1}[\mathbb{E}(g(X)^2) - I^2]$. The function f_Y is called the *importance density*.

13. Construct two distinct methods of sampling from the arc sin density

$$f(x) = \frac{2}{\pi \sqrt{1-x^2}}, \quad 0 \leq x \leq 1.$$

4.12 Coupling and Poisson approximation

It is frequently necessary to compare the distributions of two random variables X and Y . Since X and Y may not be defined on the same sample space Ω , it is in general impossible to compare X and Y themselves. An extremely useful and modern technique is to construct copies X' and Y' (of X and Y) on the same sample space Ω , and then to compare X' and Y' . This approach is known as *coupling*[†], and it has many important applications. There is more than one possible coupling of a pair X and Y , and the secret of success in coupling is to find the coupling which is well suited to the particular application.

Note that any two distributions may be coupled in a trivial way, since one may always find *independent* random variables X and Y with the required distributions; this may be done via the construction of a product space as in Section 1.6. This coupling has little interest, precisely because the value of X does not influence the value of Y .

(1) Example. Stochastic ordering. Let X and Y be random variables whose distribution functions satisfy

$$(2) \quad F_X(x) \leq F_Y(x) \quad \text{for all } x \in \mathbb{R}.$$

In this case, we say that X *dominates* Y *stochastically* and we write $X \geq_{\text{st}} Y$. Note that X and Y need not be defined on the same probability space.

The following theorem asserts in effect that $X \geq_{\text{st}} Y$ if and only if there exist copies of X and Y which are ‘pointwise ordered’.

(3) Theorem. *Suppose that $X \geq_{\text{st}} Y$. There exists a probability space $(\Omega, \mathcal{F}, \mathbb{P})$ and two random variable X' and Y' on this space such that:*

- (a) X' and X have the same distribution,
- (b) Y' and Y have the same distribution,
- (c) $\mathbb{P}(X' \geq Y') = 1$.

[†]The term ‘coupling’ was introduced by Frank Spitzer around 1970. The coupling method was developed by W. Doeblin in 1938 to study Markov chains. See Lindvall (1992) for details of the history and the mathematics of coupling.

Proof. Take $\Omega = [0, 1]$, \mathcal{F} the Borel σ -field of Ω , and let \mathbb{P} be Lebesgue measure, which is to say that, for any sub-interval I of Ω , $\mathbb{P}(I)$ is defined to be the length of I .

For any distribution function F , we may define a random variable Z_F on $(\Omega, \mathcal{F}, \mathbb{P})$ by

$$Z_F(\omega) = \inf \{z : \omega \leq F(z)\}, \quad \omega \in \Omega.$$

Note that

$$(4) \quad \omega \leq F(z) \quad \text{if and only if} \quad Z_F(\omega) \leq z.$$

It follows that

$$\mathbb{P}(Z_F \leq z) = \mathbb{P}([0, F(z)]) = F(z),$$

whence Z_F has distribution function F .

Suppose now that $X \geq_{\text{st}} Y$ and write G and H for the distribution functions of X and Y . Since $G(x) \leq H(x)$ for all x , we have from (4) that $Z_H \leq Z_G$. We set $X' = Z_G$ and $Y' = Z_H$. ■●

Here is a more physical coupling.

(5) Example. Buffon's weldings. Suppose we cast at random two of Buffon's needles (introduced in Example (4.5.8)), labelled N_1 and N_2 . Let X (respectively, Y) be the indicator function of a line-crossing by N_1 (respectively, N_2). Whatever the relationship between N_1 and N_2 , we have that $\mathbb{P}(X = 1) = \mathbb{P}(Y = 1) = 2/\pi$. The needles may however be coupled in various ways.

- (a) The needles are linked by a frictionless universal joint at one end.
- (b) The needles are welded at their ends to form a straight needle with length 2.
- (c) The needles are welded perpendicularly at their midpoints, yielding the Buffon cross of Exercise (4.5.3).

We leave it as an *exercise* to calculate for each of these weldings (or 'couplings') the probability that both needles intersect a line. ●

(6) Poisson convergence. Consider a large number of independent events each having small probability. In a sense to be made more specific, the number of such events which actually occur has a distribution which is close to a Poisson distribution. An instance of this remarkable observation was the proof in Example (3.5.4) that the bin($n, \lambda/n$) distribution approaches the Poisson distribution with parameter λ , in the limit as $n \rightarrow \infty$. Here is a more general result, proved using coupling.

The better to state the result, we introduce first a metric on the space of distribution functions. Let F and G be the distribution functions of discrete distributions which place masses f_n and g_n at the points x_n , for $n \geq 1$, and define

$$(7) \quad d_{\text{TV}}(F, G) = \sum_{k \geq 1} |f_k - g_k|.$$

The definition of $d_{\text{TV}}(F, G)$ may be extended to arbitrary distribution functions as in Problem (7.11.16); the quantity $d_{\text{TV}}(F, G)$ is called the *total variation distance*† between F and G .

†Some authors define the total variation distance to be one half of that given in (7).

For random variables X and Y , we define $d_{\text{TV}}(X, Y) = d_{\text{TV}}(F_X, F_Y)$. We note from Exercise (4.12.3) (see also Problem (2.7.13)) that

$$(8) \quad d_{\text{TV}}(X, Y) = 2 \sup_{A \subseteq S} |\mathbb{P}(X \in A) - \mathbb{P}(Y \in A)|$$

for discrete random variables X, Y .

(9) Theorem†. *Let $\{X_r : 1 \leq r \leq n\}$ be independent Bernoulli random variables with respective parameters $\{p_r : 1 \leq r \leq n\}$, and let $S = \sum_{r=1}^n X_r$. Then*

$$d_{\text{TV}}(S, P) \leq 2 \sum_{r=1}^n p_r^2$$

where P is a random variable having the Poisson distribution with parameter $\lambda = \sum_{r=1}^n p_r$.

Proof. The trick is to find a suitable coupling of S and P , and we do this as follows. Let (X_r, Y_r) , $1 \leq r \leq n$, be a sequence of independent pairs, where the pair (X_r, Y_r) takes values in the set $\{0, 1\} \times \{0, 1, 2, \dots\}$ with mass function

$$\mathbb{P}(X_r = x, Y_r = y) = \begin{cases} 1 - p_r & \text{if } x = y = 0, \\ e^{-p_r} - 1 + p_r & \text{if } x = 1, y = 0, \\ \frac{p_r^y}{y!} e^{-p_r} & \text{if } x = 1, y \geq 1. \end{cases}$$

It is easy to check that X_r is Bernoulli with parameter p_r , and Y_r has the Poisson distribution with parameter p_r .

We set

$$S = \sum_{r=1}^n X_r, \quad P = \sum_{r=1}^n Y_r,$$

noting that P has the Poisson distribution with parameter $\lambda = \sum_{r=1}^n p_r$; cf. Problem (3.11.6a).

Now,

$$\begin{aligned} |\mathbb{P}(S = k) - \mathbb{P}(P = k)| &= |\mathbb{P}(S = k, P \neq k) - \mathbb{P}(S \neq k, P = k)| \\ &\leq \mathbb{P}(S = k, S \neq P) + \mathbb{P}(P = k, S \neq P), \end{aligned}$$

whence

$$d_{\text{TV}}(S, P) = \sum_k |\mathbb{P}(S = k) - \mathbb{P}(P = k)| \leq 2\mathbb{P}(S \neq P).$$

We have as required that

$$\begin{aligned} \mathbb{P}(S \neq P) &\leq \mathbb{P}(X_r \neq Y_r \text{ for some } r) \leq \sum_{r=1}^n \mathbb{P}(X_r \neq Y_r) \\ &= \sum_{r=1}^n \{e^{-p_r} - 1 + p_r + \mathbb{P}(Y_r \geq 2)\} \\ &= \sum_{r=1}^n p_r(1 - e^{-p_r}) \leq \sum_{r=1}^n p_r^2. \end{aligned} \quad \blacksquare$$

†Proved by Lucien Le Cam in 1960.

(10) Example. Set $p_r = \lambda/n$ for $1 \leq r \leq n$ to obtain the inequality $d_{\text{TV}}(S, P) \leq 2\lambda^2/n$, which provides a rate of convergence in the binomial–Poisson limit theorem of Example (3.5.4). ●

In many applications of interest, the Bernoulli trials X_r are not independent. Nevertheless one may prove a Poisson limit theorem so long as they are not ‘too dependent’. A beautiful way of doing this is to use the so-called ‘Stein–Chen method’, as follows.

As before, we suppose that $\{X_r : 1 \leq r \leq n\}$ are Bernoulli random variables with respective parameters p_r , but we make no assumption concerning their independence. With $S = \sum_{r=1}^n X_r$, we assume that there exists a sequence V_1, V_2, \dots, V_n of random variables with the property that

$$(11) \quad \mathbb{P}(V_r = k - 1) = \mathbb{P}(S = k \mid X_r = 1), \quad 1 \leq k \leq n.$$

[We may assume that $p_r \neq 0$ for all r , whence $\mathbb{P}(X_r = 1) > 0$.] We shall see in the forthcoming Example (14) how such V_r may sometimes be constructed in a natural way.

(12) Theorem. Stein–Chen approximation. Let P be a random variable having the Poisson distribution with parameter $\lambda = \sum_{r=1}^n p_r$. The total variation distance between S and P satisfies

$$d_{\text{TV}}(S, P) \leq 2(1 \wedge \lambda^{-1}) \sum_{r=1}^n p_r \mathbb{E}|S - V_r|.$$

Recall that $x \wedge y = \min\{x, y\}$. The bound for $d_{\text{TV}}(X, Y)$ takes a simple form in a situation where $\mathbb{P}(S \geq V_r) = 1$ for every r . If this holds,

$$\sum_{r=1}^n p_r \mathbb{E}|S - V_r| = \sum_{r=1}^n p_r (\mathbb{E}(S) - \mathbb{E}(V_r)) = \lambda^2 - \sum_{r=1}^n p_r \mathbb{E}(V_r).$$

By (11),

$$\begin{aligned} p_r \mathbb{E}(V_r) &= p_r \sum_{k=1}^n (k-1) \mathbb{P}(S = k \mid X_r = 1) = \sum_{k=1}^n (k-1) \mathbb{P}(X_r = 1 \mid S = k) \mathbb{P}(S = k) \\ &= \sum_{k=1}^n (k-1) \mathbb{E}(X_r \mid S = k) \mathbb{P}(S = k), \end{aligned}$$

whence

$$\sum_{r=1}^n p_r \mathbb{E}(V_r) = \sum_{k=1}^n (k-1) k \mathbb{P}(S = k) = \mathbb{E}(S^2) - \mathbb{E}(S).$$

It follows by Theorem (12) that, in such a situation,

$$(13) \quad d_{\text{TV}}(S, P) \leq 2(1 \wedge \lambda^{-1})(\lambda - \text{var}(S)).$$

Before proving Theorem (12), we give an example of its use.

(14) Example. Balls in boxes. There are m balls and n boxes. Each ball is placed in a box chosen uniformly at random, different balls being allocated to boxes independently of one

another. The number S of empty boxes may be written as $S = \sum_{r=1}^n X_r$ where X_r is the indicator function of the event that the r th box is empty. It is easy to see that

$$p_r = \mathbb{P}(X_r = 1) = \left(\frac{n-1}{n}\right)^m,$$

whence $\lambda = np_r = n(1 - n^{-1})^m$. Note that the X_r are not independent.

We now show how to generate a random sequence V_r satisfying (11) in such a way that $\sum_r p_r \mathbb{E}|S - V_r|$ is small. If the r th box is empty, we set $V_r = S - 1$. If the r th box is not empty, we take the balls therein and distribute them randomly around the other $n - 1$ boxes; we let V_r be the number of these $n - 1$ boxes which are empty at the end of this further allocation. It becomes evident after a little thought that (11) holds, and furthermore $V_r \leq S$. Now,

$$\begin{aligned} \mathbb{E}(S^2) &= \sum_{i,j} \mathbb{E}(X_i X_j) = \sum_i \mathbb{E}(X_i^2) + 2 \sum_{i < j} \mathbb{E}(X_i X_j) \\ &= \mathbb{E}(S) + n(n-1)\mathbb{E}(X_1 X_2), \end{aligned}$$

where we have used the facts that $X_i^2 = X_i$ and $\mathbb{E}(X_i X_j) = \mathbb{E}(X_1 X_2)$ for $i \neq j$. Furthermore,

$$\mathbb{E}(X_1 X_2) = \mathbb{P}(\text{boxes 1 and 2 are empty}) = \left(\frac{n-2}{n}\right)^m,$$

whence, by (13),

$$d_{\text{TV}}(S, P) \leq 2(1 \wedge \lambda^{-1}) \left\{ \lambda^2 - n(n-1) \left(1 - \frac{2}{n}\right)^m \right\}. \quad \bullet$$

Proof of Theorem (12). Let $g : \{0, 1, 2, \dots\} \rightarrow \mathbb{R}$ be bounded, and define

$$\Delta g = \sup_r \{|g(r+1) - g(r)|\},$$

so that

$$(15) \quad |g(l) - g(k)| \leq |l - k| \cdot \Delta g.$$

We have that

$$\begin{aligned} (16) \quad |\mathbb{E}\{\lambda g(S+1) - Sg(S)\}| &= \left| \sum_{r=1}^n \{p_r \mathbb{E}g(S+1) - \mathbb{E}(X_r g(S))\} \right| \\ &= \left| \sum_{r=1}^n p_r \mathbb{E}\{g(S+1) - g(V_r+1)\} \right| \quad \text{by (11)} \\ &\leq \Delta g \sum_{r=1}^n p_r \mathbb{E}|S - V_r| \quad \text{by (15)}. \end{aligned}$$

Let A be a set of non-negative integers. We choose the function $g = g_A$ in a special way so that $g_A(0) = 0$ and

$$(17) \quad \lambda g_A(r+1) - r g_A(r) = I_A(r) - \mathbb{P}(P \in A), \quad r \geq 0.$$

One may check that g_A is given explicitly by

$$(18) \quad g_A(r+1) = \frac{r! e^\lambda}{\lambda^{r+1}} \left\{ \mathbb{P}(\{P \leq r\} \cap \{P \in A\}) - \mathbb{P}(P \leq r) \mathbb{P}(P \in A) \right\}, \quad r \geq 0.$$

A bound for Δg_A appears in the next lemma, the proof of which is given later.

(19) Lemma. *We have that $\Delta g_A \leq 1 \wedge \lambda^{-1}$.*

We now substitute $r = S$ in (17) and take expectations, to obtain by (16), Lemma (19), and (8), that

$$d_{TV}(S, P) = 2 \sup_A |\mathbb{P}(S \in A) - \mathbb{P}(P \in A)| \leq 2(1 \wedge \lambda^{-1}) \sum_{r=1}^n p_r \mathbb{E}|S - V_r|. \quad \blacksquare$$

Proof of Lemma (19). Let $g_j = g_{\{j\}}$ for $j \geq 0$. From (18),

$$g_j(r+1) = \begin{cases} -\frac{r! e^\lambda}{\lambda^{r+1}} \mathbb{P}(P = j) \sum_{k=0}^r \frac{\lambda^k e^{-\lambda}}{k!} & \text{if } r < j, \\ \frac{r! e^\lambda}{\lambda^{r+1}} \mathbb{P}(P = j) \sum_{k=r+1}^{\infty} \frac{\lambda^k e^{-\lambda}}{k!} & \text{if } r \geq j, \end{cases}$$

implying that $g_j(r+1)$ is negative and decreasing when $r < j$, and is positive and decreasing when $r \geq j$. Therefore the only positive value of $g_j(r+1) - g_j(r)$ is when $r = j$, for which

$$\begin{aligned} g_j(j+1) - g_j(j) &= \frac{e^{-\lambda}}{\lambda} \left\{ \sum_{k=j+1}^{\infty} \frac{\lambda^k}{k!} + \sum_{k=1}^j \frac{\lambda^k}{k!} \cdot \frac{k}{j} \right\} \\ &\leq \frac{e^{-\lambda}}{\lambda} (e^\lambda - 1) = \frac{1 - e^{-\lambda}}{\lambda} \end{aligned}$$

when $j \geq 1$. If $j = 0$, we have that $g_j(r+1) - g_j(r) \leq 0$ for all r .

Since $g_A(r+1) = \sum_{j \in A} g_j(r+1)$, it follows from the above remarks that

$$g_A(r+1) - g_A(r) \leq \frac{1 - e^{-\lambda}}{\lambda} \quad \text{for all } r \geq 1.$$

Finally, $-g_A = g_{A^c}$, and therefore $\Delta g_A \leq \lambda^{-1}(1 - e^{-\lambda})$. The claim of the lemma follows on noting that $\lambda^{-1}(1 - e^{-\lambda}) \leq 1 \wedge \lambda^{-1}$. \blacksquare

Exercises for Section 4.12

1. Show that X is stochastically larger than Y if and only if $\mathbb{E}(u(X)) \geq \mathbb{E}(u(Y))$ for any non-decreasing function u for which the expectations exist.
2. Let X and Y be Poisson distributed with respective parameters λ and μ . Show that X is stochastically larger than Y if $\lambda \geq \mu$.
3. Show that the total variation distance between two discrete variables X, Y satisfies

$$d_{\text{TV}}(X, Y) = 2 \sup_{A \subseteq \mathbb{R}} |\mathbb{P}(X \in A) - \mathbb{P}(Y \in A)|.$$

4. **Maximal coupling.** Show for discrete random variables X, Y that $\mathbb{P}(X = Y) \leq 1 - \frac{1}{2}d_{\text{TV}}(X, Y)$, where d_{TV} denotes total variation distance.
 5. **Maximal coupling continued.** Show that equality is possible in the inequality of Exercise (4.12.4) in the following sense. For any pair X, Y of discrete random variables, there exists a pair X', Y' having the same marginal distributions as X, Y such that $\mathbb{P}(X' = Y') = 1 - \frac{1}{2}d_{\text{TV}}(X, Y)$.
 6. Let X and Y be indicator variables with $\mathbb{E}X = p, \mathbb{E}Y = q$. What is the maximum possible value of $\mathbb{P}(X = Y)$, as a function of p, q ? Explain how X, Y need to be distributed in order that $\mathbb{P}(X = Y)$ be: (a) maximized, (b) minimized.
-

4.13 Geometrical probability

In many practical situations, one encounters pictures of apparently random shapes. For example, in a frozen section of some animal tissue, you will see a display of shapes; to undertake any serious statistical inference about such displays requires an appropriate probability model. Radio telescopes observe a display of microwave radiation emanating from the hypothetical 'Big Bang'. If you look at a forest floor, or at the microscopic structure of materials, or at photographs of a cloud chamber or of a foreign country seen from outer space, you will see apparently random patterns of lines, curves, and shapes.

Two problems arise in making precise the idea of a line or shape 'chosen at random'. The first is that, whereas a point in \mathbb{R}^n is parametrized by its n coordinates, the parametrizations of more complicated geometrical objects usually have much greater complexity. As a consequence, the most appropriate choice of density function is rarely obvious. Secondly, the appropriate sample space is often too large to allow an interpretation of 'choose an element uniformly at random'. For example, there is no 'uniform' probability measure on the line, or even on the set of integers. The usual way out of the latter difficulty is to work with the uniform probability measure on a large bounded subset of the state space.

The first difficulty referred to above may be illustrated by an example.

(1) Example. Bertrand's paradox. What is the probability that an equilateral triangle, based on a random chord of a circle, is contained within the circle? This ill-posed question leads us to explore methods of interpreting the concept of a 'random chord'. Let C be a circle with centre O and unit radius. Let X denote the length of such a chord, and consider three cases.

- (i) A point P is picked at random in the interior of C , and taken as the midpoint of AB . Clearly $X > \sqrt{3}$ if and only if $OP < \frac{1}{2}$. Hence $\mathbb{P}(X > \sqrt{3}) = (\frac{1}{2})^2 = \frac{1}{4}$.

- (ii) Pick a point P at random on a randomly chosen radius of C , and take P as the midpoint of AB. Then $X > \sqrt{3}$ if and only if $OP < \frac{1}{2}$. Hence $\mathbb{P}(X > \sqrt{3}) = \frac{1}{2}$.
- (iii) A and B are picked independently at random on the circumference of C . Then $X > \sqrt{3}$ if and only if B lies in the third of the circumference most distant from A. Hence $\mathbb{P}(X > \sqrt{3}) = \frac{1}{3}$. ●

The different answers of this example arise because of the differing methods of interpreting ‘pick a chord at random’. Do we have any reason to prefer any one of these methods above the others? It is easy to show that if the chord L is determined by Π and Θ , where Π is the length of the perpendicular from O to L , and Θ is the angle L makes with a given direction, then the three choices given above correspond to the joint density function for the pair (Π, Θ) given respectively by:

$$(i) f_1(p, \theta) = 2p/\pi,$$

$$(ii) f_2(p, \theta) = 1/\pi,$$

$$(iii) f_3(p, \theta) = 2/(\pi^2\sqrt{1-p^2}),$$

for $0 \leq p \leq 1, 0 \leq \theta \leq \pi$. (See Example (4.13.1).)

It was shown by Poincaré that the uniform density of case (ii) may be used as a basis for the construction of a system of many random lines in the plane, whose probabilities are invariant under translation, rotation, and reflection. Since these properties seem desirable for the distribution of a single ‘random line’, the density function f_2 is commonly used. With these preliminaries out of the way, we return to Buffon’s needle.

(2) Example. Buffon’s needle: Example (4.5.8) revisited. A needle of length L is cast ‘at random’ onto a plane which is ruled by parallel straight lines, distance d ($> L$) apart. It is not difficult to extend the argument of Example (4.5.8) to obtain that the probability that the needle is intersected by some line is $2L/(\pi d)$. See Problem (4.14.31).

Suppose we change our viewpoint; consider the needle to be fixed, and drop the grid of lines at random. For definiteness, we take the needle to be the line interval with centre at O, length L , and lying along the x -axis of \mathbb{R}^2 . ‘Casting the plane at random’ is taken to mean the following. Draw a circle with centre O and diameter d . Pick a random chord of C according to case (ii) above (re-scaled to take into account the fact that C does not have unit radius), and draw the grid in the unique way such that it contains this random chord. It is easy to show that the probability that a line of the grid crosses the needle is $2L/(\pi d)$; see Problem (4.14.31b).

If we replace the needle by a curve S having finite length $L(S)$, lying inside C , then the mean number of intersections between S and the random chord is $2L(S)/(\pi d)$. See Problem (4.14.31c).

An interesting consequence is the following. Suppose that the curve S is the boundary of a convex region. Then the number I of intersections between the random chord and S takes values in the set $\{0, 1, 2, \infty\}$, but only the values 0 and 2 have strictly positive probabilities. We deduce that

$$\mathbb{P}(\text{the random chord intersects } S) = \frac{1}{2}\mathbb{E}(I) = \frac{L(S)}{\pi d}.$$

Suppose further that S' is the boundary of a convex subset of the inside of S , with length $L(S')$. If the random chord intersects S' then it must surely intersect S , whence the conditional probability that it intersects S' given that it intersects S is $L(S')/L(S)$. This conclusion may be extended to include the case of two convex figures which are either disjoint or overlapping. See Exercise (4.13.2). ●

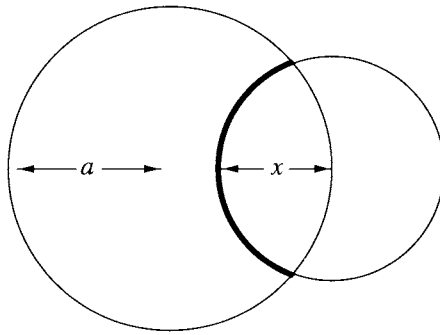


Figure 4.1. Two intersecting circles with radii a and x . The centre of the second circle lies on the first circle. The length of the emboldened arc is $2x \cos^{-1}(x/2a)$.

We conclude with a few simple illustrative and amusing examples. In a classical branch of geometrical probability, one seeks to study geometrical relationships between points dropped at random, where ‘at random’ is intended to imply a uniform density. An early example was recorded by Lewis Carroll: in order to combat insomnia, he solved mathematical problems in his head (that is to say, without writing anything down). On the night of 20th January 1884 he concluded that, if points A, B, C are picked at random in the plane, the probability that ABC is an obtuse triangle is $\frac{1}{8}\pi / \{\frac{1}{3}\pi - \frac{1}{4}\sqrt{3}\}$. This problem is not well posed as stated. We have no way of choosing a point uniformly at random in the plane. One interpretation is to choose the points at random within some convex figure of diameter d , to obtain the answer as a function of d , and then take the limit as $d \rightarrow \infty$. Unfortunately, this can yield different answers depending on the choice of figure (see Exercise (4.13.5)).

Furthermore, Carroll’s solution proceeded by constructing axes depending on the largest side of the triangle ABC, and this conditioning affects the distribution of the position of the remaining point. It is possible to formulate a different problem to which Carroll’s answer is correct. Other examples of this type may be found in the exercises.

A useful method for tackling a class of problems in geometrical probability is a technique called *Crofton’s method*. The basic idea, developed by Crofton to obtain many striking results, is to identify a real-valued parameter of the problem in question, and to establish a differential equation for the probability or expectation in question, in terms of this parameter. This vague synopsis may be made more precise by an example.

(3) Example. Two arrows A and B strike at random a circular target of unit radius. What is the density function of the distance X between the points struck by the arrows?

Solution. Let us take as target the disk of radius a given in polar coordinates as $\{(r, \theta) : r \leq a\}$. We shall establish a differential equation in the variable a . Let $f(\cdot, a)$ denote the density function of X .

We have by conditional probability that

$$(4) \quad f(x, a + \delta a) = f_0(x, a + \delta a) \mathbb{P}_{a+\delta a}(R_0) + f_1(x, a + \delta a) \mathbb{P}_{a+\delta a}(R_1) + f_2(x, a + \delta a) \mathbb{P}_{a+\delta a}(R_2),$$

where R_i be the event that exactly i arrows strike the annulus $\{(r, \theta) : a \leq r \leq a + \delta a\}$, $f_i(x, a + \delta a)$ is the density function of X given the event R_i , and \mathbb{P}_y is the probability measure appropriate for a disk of radius y .

Conditional on R_0 , the arrows are uniformly distributed on the disk of radius a , whence $f_0(x, a + \delta a) = f(x, a)$. By considering Figure 4.1, we have that†

$$f_1(x, a + \delta a) = \frac{2x}{\pi a^2} \cos^{-1} \left(\frac{x}{2a} \right) + o(1), \quad \text{as } \delta a \rightarrow 0,$$

and by the independence of the arrows,

$$\begin{aligned} \mathbb{P}_{a+\delta a}(R_0) &= \left(\frac{a}{a + \delta a} \right)^4 = 1 - \frac{4\delta a}{a} + o(\delta a), \\ \mathbb{P}_{a+\delta a}(R_1) &= \frac{4\delta a}{a} + o(\delta a), \quad \mathbb{P}_{a+\delta a}(R_2) = o(\delta a). \end{aligned}$$

Taking the limit as $\delta a \rightarrow 0$, we obtain the differential equation

$$(5) \quad \frac{\partial f}{\partial a}(x, a) = -\frac{4}{a} f(x, a) + \frac{8x}{\pi a^3} \cos^{-1} \left(\frac{x}{2a} \right).$$

Subject to a suitable boundary condition, it follows that

$$\begin{aligned} a^4 f(x, a) &= \int_0^a \frac{8xu}{\pi} \cos^{-1} \left(\frac{x}{2u} \right) du \\ &= \frac{2xa^2}{\pi} \left\{ 2 \cos^{-1} \left(\frac{x}{2a} \right) - \frac{x}{a} \sqrt{1 - \left(\frac{x}{2a} \right)^2} \right\}, \quad 0 \leq x \leq 2a. \end{aligned}$$

The last integral may be verified by use of a symbolic algebra package, or by looking it up elsewhere, or by using the fundamental theorem of calculus. Fans of unarmed combat may use the substitution $\theta = \cos^{-1}\{x/(2u)\}$. The required density function is $f(x, 1)$. ●

We conclude with some amusing and classic results concerning areas of random triangles. Triangles have the useful property that, given any two triangles T and T' , there exists an affine transformation (that is, an orthogonal projection together with a change of scale) which transforms T into T' . Such transformations multiply areas by a constant factor, leaving many probabilities and expectations of interest unchanged. In the following, we denote by $|ABC|$ the area of the triangle with vertices A, B, C.

(6) Example. Area of a random triangle. Three points P, Q, R are picked independently at random in the triangle ABC. Show that

$$(7) \quad \mathbb{E}|PQR| = \frac{1}{12}|ABC|.$$

Solution. We proceed via a sequence of lemmas which you may illustrate with diagrams.

(8) Lemma. Let G_1 and G_2 be the centres of gravity of ABM and AMC, where M is the midpoint of BC. Choose P at random in the triangle ABM, and Q at random (independently of P) in the triangle AMC. Then

$$(9) \quad \mathbb{E}|APQ| = \mathbb{E}|AG_1G_2| = \frac{2}{9}|ABC|.$$

†See Subsection (10) of Appendix I for a reminder about Landau's O/o notation.

Proof. Elementary; this is Exercise (4.13.7). ■

(10) **Lemma.** Choose P and Q independently at random in the triangle ABC . Then

$$(11) \quad \mathbb{E}|APQ| = \frac{4}{27}|ABC|.$$

Proof. By the property of affine transformations discussed above, there exists a real number α , independent of the choice of ABC , such that

$$(12) \quad \mathbb{E}|APQ| = \alpha|ABC|.$$

Denote ABM by T_1 and AMC by T_2 , and let C_{ij} be the event that $\{P \in T_i, Q \in T_j\}$, for $i, j \in \{1, 2\}$. Using conditional expectation and the fact that $\mathbb{P}(C_{ij}) = \frac{1}{4}$ for each pair i, j ,

$$\begin{aligned} \mathbb{E}|APQ| &= \sum_{i,j} \mathbb{E}(|APQ| \mid C_{ij})\mathbb{P}(C_{ij}) \\ &= \alpha|ABM|\mathbb{P}(C_{11}) + \alpha|AMC|\mathbb{P}(C_{22}) + \frac{2}{9}|ABC|(\mathbb{P}(C_{12}) + \mathbb{P}(C_{21})) \quad \text{by (9)} \\ &= \frac{1}{4}\alpha|ABC| + \frac{1}{2} \cdot \frac{2}{9}|ABC|. \end{aligned}$$

We use (12) and divide by $|ABC|$ to obtain $\alpha = \frac{4}{27}$, as required. ■

(13) **Lemma.** Let P and Q be chosen independently at random in the triangle ABC , and R be chosen independently of P and Q at random on the side BC . Then

$$\mathbb{E}|PQR| = \frac{1}{9}|ABC|.$$

Proof. If the length of BC is a , then $|BR|$ is uniformly distributed on the interval $(0, a)$. Denote the triangles ABR and ARC by S_1 and S_2 , and let $D_{ij} = \{P \in S_i, Q \in S_j\}$ for $i, j \in \{1, 2\}$. Let $x \geq 0$, and let \mathbb{P}_x and \mathbb{E}_x denote probability and expectation conditional on the event $\{|BR| = x\}$. We have that

$$\mathbb{P}_x(D_{11}) = \frac{x^2}{a^2}, \quad \mathbb{P}_x(D_{22}) = \left(\frac{a-x}{a}\right)^2, \quad \mathbb{P}_x(D_{12}) = \mathbb{P}_x(D_{21}) = \frac{x(a-x)}{a^2}.$$

By conditional expectation,

$$\mathbb{E}_x|PQR| = \sum_{i,j} \mathbb{E}_x(|PQR| \mid D_{ij})\mathbb{P}(D_{ij}).$$

By Lemma (10),

$$\mathbb{E}_x(|PQR| \mid D_{11}) = \frac{4}{27}\mathbb{E}_x|ABR| = \frac{4}{27} \cdot \frac{x}{a}|ABC|,$$

and so on, whence

$$\mathbb{E}_x|PQR| = \left\{ \frac{4}{27} \left(\frac{x}{a}\right)^3 + \frac{4}{27} \left(\frac{a-x}{a}\right)^3 + \frac{2}{9} \frac{x(a-x)}{a^2} \right\} |ABC|.$$

Averaging over $|BR|$ we deduce that

$$\mathbb{E}|PQR| = \frac{1}{a} \int_0^a \mathbb{E}_x|PQR| dx = \frac{1}{9}|ABC|. \quad \blacksquare$$

We may now complete the proof of (7).

Proof of (7). By the property of affine transformations mentioned above, it is sufficient to show that $\mathbb{E}|PQR| = \frac{1}{12}|ABC|$ for any single given triangle ABC . Consider the special choice $A = (0, 0)$, $B = (x, 0)$, $C = (0, x)$, and denote by \mathbb{P}_x the appropriate probability measure when three points P, Q, R are picked from ABC . We write $A(x)$ for the mean area $\mathbb{E}_x|PQR|$. We shall use Crofton's method, with x as the parameter to be varied. Let Δ be the trapezium with vertices $(0, x)$, $(0, x + \delta x)$, $(x + \delta x, 0)$, $(x, 0)$. Then

$$\mathbb{P}_{x+\delta x}(P, Q, R \in ABC) = \left\{ \frac{x^2}{(x + \delta x)^2} \right\}^3 = 1 - \frac{6\delta x}{x} + o(\delta x)$$

and

$$\mathbb{P}_{x+\delta x}(\{P, Q \in ABC\} \cap \{R \in \Delta\}) = \frac{2\delta x}{x} + o(\delta x).$$

Hence, by conditional expectation and Lemma (13),

$$A(x + \delta x) = A(x) \left(1 - \frac{6\delta x}{x} \right) + \frac{1}{9} \cdot \frac{1}{2} x^2 \cdot \frac{6\delta x}{x} + o(\delta x),$$

leading, in the limit as $\delta x \rightarrow 0$, to the equation

$$\frac{dA}{dx} = -\frac{6A}{x} + \frac{1}{3}x,$$

with boundary condition $A(0) = 0$. The solution is $A(x) = \frac{1}{24}x^2$. Since $|ABC| = \frac{1}{2}x^2$, the proof is complete. ■●

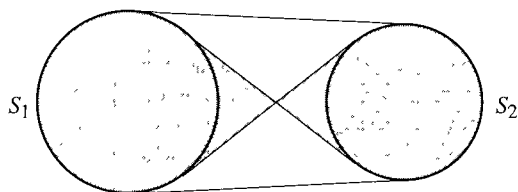
Exercises for Section 4.13

With apologies to those who prefer their exercises better posed . . .

1. Pick two points A and B independently at random on the circumference of a circle C with centre O and unit radius. Let Π be the length of the perpendicular from O to the line AB , and let Θ be the angle AB makes with the horizontal. Show that (Π, Θ) has joint density

$$f(p, \theta) = \frac{1}{\pi^2 \sqrt{1-p^2}}, \quad 0 \leq p \leq 1, \quad 0 \leq \theta < 2\pi.$$

2. Let S_1 and S_2 be disjoint convex shapes with boundaries of length $b(S_1), b(S_2)$, as illustrated in the figure beneath. Let $b(H)$ be the length of the boundary of the convex hull of S_1 and S_2 , incorporating their exterior tangents, and $b(X)$ the length of the crossing curve using the interior tangents to loop round S_1 and S_2 . Show that the probability that a random line crossing S_1 also crosses S_2 is $\{b(X) - b(H)\}/b(S_1)$. (See Example (4.13.2) for an explanation of the term 'random line'.) How is this altered if S_1 and S_2 are not disjoint?



The circles are the shapes S_1 and S_2 . The shaded regions are denoted A and B , and $b(X)$ is the sum of the perimeter lengths of A and B .

3. Let S_1 and S_2 be convex figures such that $S_2 \subseteq S_1$. Show that the probability that two independent random lines λ_1 and λ_2 , crossing S_1 , meet within S_2 is $2\pi|S_2|/b(S_1)^2$, where $|S_2|$ is the area of S_2 and $b(S_1)$ is the length of the boundary of S_1 . (See Example (4.13.2) for an explanation of the term 'random line'.)
4. Let Z be the distance between two points picked independently at random in a disk of radius a . Show that $\mathbb{E}(Z) = 128a/(45\pi)$, and $\mathbb{E}(Z^2) = a^2$.
5. Pick two points A and B independently at random in a ball with centre O . Show that the probability that the angle \widehat{AOB} is obtuse is $\frac{5}{8}$. Compare this with the corresponding result for two points picked at random in a circle.
6. A triangle is formed by A , B , and a point P picked at random in a set S with centre of gravity G . Show that $\mathbb{E}|ABP| = |ABG|$.
7. A point D is fixed on the side BC of the triangle ABC . Two points P and Q are picked independently at random in ABD and ADC respectively. Show that $\mathbb{E}|APQ| = |AG_1G_2| = \frac{2}{9}|ABC|$, where G_1 and G_2 are the centres of gravity of ABD and ADC .
8. From the set of all triangles that are similar to the triangle ABC , similarly oriented, and inside ABC , one is selected uniformly at random. Show that its mean area is $\frac{1}{10}|ABC|$.
9. Two points X and Y are picked independently at random in the interval $(0, a)$. By varying a , show that $F(z, a) = \mathbb{P}(|X - Y| \leq z)$ satisfies

$$\frac{\partial F}{\partial a} + \frac{2}{a}F = \frac{2z}{a^2}, \quad 0 \leq z \leq a,$$

and hence find $F(z, a)$. Let $r \geq 1$, and show that $m_r(a) = \mathbb{E}(|X - Y|^r)$ satisfies

$$a \frac{dm_r}{da} = 2 \left\{ \frac{a^r}{r+1} - m_r \right\}.$$

Hence find $m_r(a)$.

10. Lines are laid down independently at random on the plane, dividing it into polygons. Show that the average number of sides of this set of polygons is 4. [Hint: Consider n random great circles of a sphere of radius R ; then let R and n increase.]
11. A point P is picked at random in the triangle ABC . The lines AP , BP , CP , produced, meet BC , AC , AB respectively at L , M , N . Show that $\mathbb{E}|LMN| = (10 - \pi^2)|ABC|$.
12. **Sylvester's problem.** If four points are picked independently at random inside the triangle ABC , show that the probability that no one of them lies inside the triangle formed by the other three is $\frac{2}{3}$.
13. If three points P , Q , R are picked independently at random in a disk of radius a , show that $\mathbb{E}|PQR| = 35a^2/(48\pi)$. [You may find it useful that $\int_0^\pi \int_0^\pi \sin^3 x \sin^3 y \sin |x - y| dx dy = 35\pi/128$.]

14. Two points A and B are picked independently at random inside a disk C . Show that the probability that the circle having centre A and radius $|AB|$ lies inside C is $\frac{1}{6}$.
15. Two points A and B are picked independently at random inside a ball S . Show that the probability that the sphere having centre A and radius $|AB|$ lies inside S is $\frac{1}{20}$.

4.14 Problems

1. (a) Show that $\int_{-\infty}^{\infty} e^{-x^2} dx = \sqrt{\pi}$, and deduce that

$$f(x) = \frac{1}{\sigma\sqrt{2\pi}} \exp\left\{-\frac{(x-\mu)^2}{2\sigma^2}\right\}, \quad -\infty < x < \infty,$$

is a density function if $\sigma > 0$.

- (b) Calculate the mean and variance of a standard normal variable.
 (c) Show that the $N(0, 1)$ distribution function Φ satisfies

$$(x^{-1} - x^{-3})e^{-\frac{1}{2}x^2} < \sqrt{2\pi}[1 - \Phi(x)] < x^{-1}e^{-\frac{1}{2}x^2}, \quad x > 0.$$

These bounds are of interest because Φ has no closed form.

- (d) Let X be $N(0, 1)$, and $a > 0$. Show that $\mathbb{P}(X > x + a/x \mid X > x) \rightarrow e^{-a}$ as $x \rightarrow 0$.
2. Let X be continuous with density function $f(x) = C(x - x^2)^\alpha$, where $\alpha < x < \beta$ and $C > 0$.
 (a) What are the possible values of α and β ?
 (b) What is C ?
3. Let X be a random variable which takes non-negative values only. Show that

$$\sum_{i=1}^{\infty} (i-1)I_{A_i} \leq X < \sum_{i=1}^{\infty} iI_{A_i},$$

where $A_i = \{i-1 \leq X < i\}$. Deduce that

$$\sum_{i=1}^{\infty} \mathbb{P}(X \geq i) \leq \mathbb{E}(X) < 1 + \sum_{i=1}^{\infty} \mathbb{P}(X \geq i).$$

4. (a) Let X have a continuous distribution function F . Show that
 (i) $F(X)$ is uniformly distributed on $[0, 1]$,
 (ii) $-\log F(X)$ is exponentially distributed.
- (b) A straight line l touches a circle with unit diameter at the point P which is diametrically opposed on the circle to another point Q. A straight line QR joins Q to some point R on l . If the angle \widehat{PQR} between the lines PQ and QR is a random variable with the uniform distribution on $[-\frac{1}{2}\pi, \frac{1}{2}\pi]$, show that the length of PR has the Cauchy distribution (this length is measured positive or negative depending upon which side of P the point R lies).
5. Let X have an exponential distribution. Show that $\mathbb{P}(X > s+x \mid X > s) = \mathbb{P}(X > x)$, for $x, s \geq 0$. This is the 'lack of memory' property again. Show that the exponential distribution is the only continuous distribution with this property. You may need to use the fact that the only non-negative monotonic solutions of the functional equation $g(s+t) = g(s)g(t)$ for $s, t \geq 0$, with $g(0) = 1$, are of the form $g(s) = e^{-\mu s}$. Can you prove this?

6. Show that X and Y are independent continuous variables if and only if their joint density function f factorizes as the product $f(x, y) = g(x)h(y)$ of functions of the single variables x and y alone.

7. Let X and Y have joint density function $f(x, y) = 2e^{-x-y}$, $0 < x < y < \infty$. Are they independent? Find their marginal density functions and their covariance.

8. **Bertrand's paradox extended.** A chord of the unit circle is picked at random. What is the probability that an equilateral triangle with the chord as base can fit inside the circle if:

- the chord passes through a point P picked uniformly in the disk, and the angle it makes with a fixed direction is uniformly distributed on $[0, 2\pi)$,
- the chord passes through a point P picked uniformly at random on a randomly chosen radius, and the angle it makes with the radius is uniformly distributed on $[0, 2\pi)$.

9. **Monte Carlo.** It is required to estimate $J = \int_0^1 g(x) dx$ where $0 \leq g(x) \leq 1$ for all x , as in Example (2.6.3). Let X and Y be independent random variables with common density function $f(x) = 1$ if $0 < x < 1$, $f(x) = 0$ otherwise. Let $U = I_{\{Y \leq g(X)\}}$, the indicator function of the event that $Y \leq g(X)$, and let $V = g(X)$, $W = \frac{1}{2}\{g(X) + g(1 - X)\}$. Show that $\mathbb{E}(U) = \mathbb{E}(V) = \mathbb{E}(W) = J$, and that $\text{var}(W) \leq \text{var}(V) \leq \text{var}(U)$, so that, of the three, W is the most 'efficient' estimator of J .

10. Let X_1, X_2, \dots, X_n be independent exponential variables, parameter λ . Show by induction that $S = X_1 + X_2 + \dots + X_n$ has the $\Gamma(\lambda, n)$ distribution.

11. Let X and Y be independent variables, $\Gamma(\lambda, m)$ and $\Gamma(\lambda, n)$ respectively.

- Use the result of Problem (4.14.10) to show that $X + Y$ is $\Gamma(\lambda, m + n)$ when m and n are integral (the same conclusion is actually valid for non-integral m and n).
- Find the joint density function of $X + Y$ and $X/(X + Y)$, and deduce that they are independent.
- If Z is Poisson with parameter λt , and m is integral, show that $\mathbb{P}(Z < m) = \mathbb{P}(X > t)$.
- If $0 < m < n$ and B is independent of Y with the beta distribution with parameters m and $n - m$, show that YB has the same distribution as X .

12. Let X_1, X_2, \dots, X_n be independent $N(0, 1)$ variables.

- Show that X_1^2 is $\chi^2(1)$.
- Show that $X_1^2 + X_2^2$ is $\chi^2(2)$ by expressing its distribution function as an integral and changing to polar coordinates.
- More generally, show that $X_1^2 + X_2^2 + \dots + X_n^2$ is $\chi^2(n)$.

13. Let X and Y have the bivariate normal distribution with means μ_1, μ_2 , variances σ_1^2, σ_2^2 , and correlation ρ . Show that

- $\mathbb{E}(X | Y) = \mu_1 + \rho\sigma_1(Y - \mu_2)/\sigma_2$,
- the variance of the conditional density function $f_{X|Y}$ is $\text{var}(X | Y) = \sigma_1^2(1 - \rho^2)$.

14. Let X and Y have joint density function f . Find the density function of Y/X .

15. Let X and Y be independent variables with common density function f . Show that $\tan^{-1}(Y/X)$ has the uniform distribution on $(-\frac{1}{2}\pi, \frac{1}{2}\pi)$ if and only if

$$\int_{-\infty}^{\infty} f(x)f(xy)|x| dx = \frac{1}{\pi(1+y^2)}, \quad y \in \mathbb{R}.$$

Verify that this is valid if either f is the $N(0, 1)$ density function or $f(x) = a(1 + x^4)^{-1}$ for some constant a .

16. Let X and Y be independent $N(0, 1)$ variables, and think of (X, Y) as a random point in the plane. Change to polar coordinates (R, Θ) given by $R^2 = X^2 + Y^2$, $\tan \Theta = Y/X$; show that R^2 is $\chi^2(2)$, $\tan \Theta$ has the Cauchy distribution, and R and Θ are independent. Find the density of R .

Find $\mathbb{E}(X^2/R^2)$ and

$$\mathbb{E} \left\{ \frac{\min\{|X|, |Y|\}}{\max\{|X|, |Y|\}} \right\}.$$

17. If X and Y are independent random variables, show that $U = \min\{X, Y\}$ and $V = \max\{X, Y\}$ have distribution functions

$$F_U(u) = 1 - \{1 - F_X(u)\}\{1 - F_Y(u)\}, \quad F_V(v) = F_X(v)F_Y(v).$$

Let X and Y be independent exponential variables, parameter 1. Show that

- (a) U is exponential, parameter 2,
 (b) V has the same distribution as $X + \frac{1}{2}Y$. Hence find the mean and variance of V .

18. Let X and Y be independent variables having the exponential distribution with parameters λ and μ respectively. Let $U = \min\{X, Y\}$, $V = \max\{X, Y\}$, and $W = V - U$.

- (a) Find $\mathbb{P}(U = X) = \mathbb{P}(X \leq Y)$.
 (b) Show that U and W are independent.

19. Let X and Y be independent non-negative random variables with continuous density functions on $(0, \infty)$.

- (a) If, given $X + Y = u$, X is uniformly distributed on $[0, u]$ whatever the value of u , show that X and Y have the exponential distribution.
 (b) If, given that $X + Y = u$, X/u has a given beta distribution (parameters α and β , say) whatever the value of u , show that X and Y have gamma distributions.

You may need the fact that the only non-negative continuous solutions of the functional equation $g(s+t) = g(s)g(t)$ for $s, t \geq 0$, with $g(0) = 1$, are of the form $g(s) = e^{\mu s}$. Remember Problem (4.14.5).

20. Show that it cannot be the case that $U = X + Y$ where U is uniformly distributed on $[0, 1]$ and X and Y are independent and identically distributed. You should not assume that X and Y are continuous variables.

21. **Order statistics.** Let X_1, X_2, \dots, X_n be independent identically distributed variables with a common density function f . Such a collection is called a *random sample*. For each $\omega \in \Omega$, arrange the sample values $X_1(\omega), \dots, X_n(\omega)$ in non-decreasing order $X_{(1)}(\omega) \leq X_{(2)}(\omega) \leq \dots \leq X_{(n)}(\omega)$, where $(1), (2), \dots, (n)$ is a (random) permutation of $1, 2, \dots, n$. The new variables $X_{(1)}, X_{(2)}, \dots, X_{(n)}$ are called the *order statistics*. Show, by a symmetry argument, that the joint distribution function of the order statistics satisfies

$$\begin{aligned} \mathbb{P}(X_{(1)} \leq y_1, \dots, X_{(n)} \leq y_n) &= n! \mathbb{P}(X_1 \leq y_1, \dots, X_n \leq y_n, X_1 < X_2 < \dots < X_n) \\ &= \int \cdots \int_{\substack{x_1 \leq y_1 \\ x_2 \leq y_2 \\ \vdots \\ x_n \leq y_n}} L(x_1, \dots, x_n) n! f(x_1) \cdots f(x_n) dx_1 \cdots dx_n \end{aligned}$$

where L is given by

$$L(\mathbf{x}) = \begin{cases} 1 & \text{if } x_1 < x_2 < \dots < x_n, \\ 0 & \text{otherwise,} \end{cases}$$

and $\mathbf{x} = (x_1, x_2, \dots, x_n)$. Deduce that the joint density function of $X_{(1)}, \dots, X_{(n)}$ is $g(\mathbf{y}) = n! L(\mathbf{y}) f(y_1) \cdots f(y_n)$.

22. Find the marginal density function of the k th order statistic $X_{(k)}$ of a sample with size n :
 (a) by integrating the result of Problem (4.14.21),
 (b) directly.
23. Find the joint density function of the order statistics of n independent uniform variables on $[0, T]$.
24. Let X_1, X_2, \dots, X_n be independent and uniformly distributed on $[0, 1]$, with order statistics $X_{(1)}, X_{(2)}, \dots, X_{(n)}$.
 (a) Show that, for fixed k , the density function of $nX_{(k)}$ converges as $n \rightarrow \infty$, and find and identify the limit function.

- (b) Show that $\log X_{(k)}$ has the same distribution as $-\sum_{i=k}^n i^{-1} Y_i$, where the Y_i are independent random variables having the exponential distribution with parameter 1.
- (c) Show that Z_1, Z_2, \dots, Z_n , defined by $Z_k = (X_{(k)}/X_{(k+1)})^k$ for $k < n$ and $Z_n = (X_{(n)})^n$, are independent random variables with the uniform distribution on $[0, 1]$.

25. Let X_1, X_2, X_3 be independent variables with the uniform distribution on $[0, 1]$. What is the probability that rods of lengths X_1, X_2 , and X_3 may be used to make a triangle? Generalize your answer to n rods used to form a polygon.

26. Let X_1 and X_2 be independent variables with the uniform distribution on $[0, 1]$. A stick of unit length is broken at points distance X_1 and X_2 from one of the ends. What is the probability that the three pieces may be used to make a triangle? Generalize your answer to a stick broken in n places.

27. Let X, Y be a pair of jointly continuous variables.

- (a) **Hölder's inequality.** Show that if $p, q > 1$ and $p^{-1} + q^{-1} = 1$ then

$$\mathbb{E}|XY| \leq \{\mathbb{E}|X^p|\}^{1/p} \{\mathbb{E}|Y^q|\}^{1/q}.$$

Set $p = q = 2$ to deduce the Cauchy–Schwarz inequality $\mathbb{E}(XY)^2 \leq \mathbb{E}(X^2)\mathbb{E}(Y^2)$.

- (b) **Minkowski's inequality.** Show that, if $p \geq 1$, then

$$\{\mathbb{E}(|X + Y|^p)\}^{1/p} \leq \{\mathbb{E}|X^p|\}^{1/p} + \{\mathbb{E}|Y^p|\}^{1/p}.$$

Note that in both cases your proof need not depend on the continuity of X and Y ; deduce that the same inequalities hold for discrete variables.

28. Let Z be a random variable. Choose X and Y appropriately in the Cauchy–Schwarz (or Hölder) inequality to show that $g(p) = \log \mathbb{E}|Z^p|$ is a convex function of p on the interval of values of p such that $\mathbb{E}|Z^p| < \infty$. Deduce **Lyapunov's inequality**:

$$\{\mathbb{E}|Z^r|\}^{1/r} \geq \{\mathbb{E}|Z^s|\}^{1/s} \quad \text{whenever } r \geq s > 0.$$

You have shown in particular that, if Z has finite r th moment, then Z has finite s th moment for all positive $s \leq r$.

29. Show that, using the obvious notation, $\mathbb{E}\{\mathbb{E}(X | Y, Z) | Y\} = \mathbb{E}(X | Y)$.

30. Motor cars of unit length park randomly in a street in such a way that the centre of each car, in turn, is positioned uniformly at random in the space available to it. Let $m(x)$ be the expected number of cars which are able to park in a street of length x . Show that

$$m(x + 1) = \frac{1}{x} \int_0^x \{m(y) + m(x - y) + 1\} dy.$$

It is possible to deduce that $m(x)$ is about as big as $\frac{3}{4}x$ when x is large.

31. Buffon's needle revisited: Buffon's noodle.

- (a) A plane is ruled by the lines $y = nd$ ($n = 0, \pm 1, \dots$). A needle with length L ($< d$) is cast randomly onto the plane. Show that the probability that the needle intersects a line is $2L/(\pi d)$.
- (b) Now fix the needle and let C be a circle diameter d centred at the midpoint of the needle. Let λ be a line whose direction and distance from the centre of C are independent and uniformly distributed on $[0, 2\pi]$ and $[0, \frac{1}{2}d]$ respectively. This is equivalent to 'casting the ruled plane at random'. Show that the probability of an intersection between the needle and λ is $2L/(\pi d)$.
- (c) Let S be a curve within C having finite length $L(S)$. Use indicators to show that the expected number of intersections between S and λ is $2L(S)/(\pi d)$.

This type of result is used in stereology, which seeks knowledge of the contents of a cell by studying its cross sections.

32. Buffon's needle ingested. In the excitement of calculating π , Mr Buffon (no relation) inadvertently swallows the needle and is X-rayed. If the needle exhibits no preference for direction in the gut, what is the distribution of the length of its image on the X-ray plate? If he swallowed Buffon's cross (see Exercise (4.5.3)) also, what would be the joint distribution of the lengths of the images of the two arms of the cross?

33. Let X_1, X_2, \dots, X_n be independent exponential variables with parameter λ , and let $X_{(1)} \leq X_{(2)} \leq \dots \leq X_{(n)}$ be their order statistics. Show that

$$Y_1 = nX_{(1)}, \quad Y_r = (n+1-r)(X_{(r)} - X_{(r-1)}), \quad 1 < r \leq n$$

are also independent and have the same joint distribution as the X_i .

34. Let $X_{(1)}, X_{(2)}, \dots, X_{(n)}$ be the order statistics of a family of independent variables with common continuous distribution function F . Show that

$$Y_n = \{F(X_{(n)})\}^n, \quad Y_r = \left\{ \frac{F(X_{(r)})}{F(X_{(r+1)})} \right\}^r, \quad 1 \leq r < n,$$

are independent and uniformly distributed on $[0, 1]$. This is equivalent to Problem (4.14.33). Why?

35. Secretary/marriage problem. You are permitted to inspect the n prizes at a f\^ete in a given order, at each stage either rejecting or accepting the prize under consideration. There is no recall, in the sense that no rejected prize may be accepted later. It may be assumed that, given complete information, the prizes may be ranked in a strict order of preference, and that the order of presentation is independent of this ranking. Find the strategy which maximizes the probability of accepting the best prize, and describe its behaviour when n is large.

36. Fisher's spherical distribution. Let $R^2 = X^2 + Y^2 + Z^2$ where X, Y, Z are independent normal random variables with means λ, μ, ν , and common variance σ^2 , where $(\lambda, \mu, \nu) \neq (0, 0, 0)$. Show that the conditional density of the point (X, Y, Z) given $R = r$, when expressed in spherical polar coordinates relative to an axis in the direction $\mathbf{e} = (\lambda, \mu, \nu)$, is of the form

$$f(\theta, \phi) = \frac{a}{4\pi \sinh a} e^{a \cos \theta} \sin \theta, \quad 0 \leq \theta < \pi, \quad 0 \leq \phi < 2\pi,$$

where $a = r|\mathbf{e}|$.

37. Let ϕ be the $N(0, 1)$ density function, and define the functions H_n , $n \geq 0$, by $H_0 = 1$, and $(-1)^n H_n \phi = \phi^{(n)}$, the n th derivative of ϕ . Show that:

(a) $H_n(x)$ is a polynomial of degree n having leading term x^n , and

$$\int_{-\infty}^{\infty} H_m(x) H_n(x) \phi(x) dx = \begin{cases} 0 & \text{if } m \neq n, \\ n! & \text{if } m = n. \end{cases}$$

(b) $\sum_{n=0}^{\infty} H_n(x) \frac{t^n}{n!} = \exp(tx - \frac{1}{2}t^2)$.

38. Lancaster's theorem. Let X and Y have a standard bivariate normal distribution with zero means, unit variances, and correlation coefficient ρ , and suppose $U = u(X)$ and $V = v(Y)$ have finite variances. Show that $|\rho(U, V)| \leq |\rho|$. [Hint: Use Problem (4.14.37) to expand the functions u and v . You may assume that u and v lie in the linear span of the H_n .]

39. Let $X_{(1)}, X_{(2)}, \dots, X_{(n)}$ be the order statistics of n independent random variables, uniform on $[0, 1]$. Show that:

(a) $\mathbb{E}(X_{(r)}) = \frac{r}{n+1}$, (b) $\text{cov}(X_{(r)}, X_{(s)}) = \frac{r(n-s+1)}{(n+1)^2(n+2)}$ for $r \leq s$.

40. (a) Let X, Y, Z be independent $N(0, 1)$ variables, and set $R = \sqrt{X^2 + Y^2 + Z^2}$. Show that X^2/R^2 has a beta distribution with parameters $\frac{1}{2}$ and 1, and is independent of R^2 .
- (b) Let X, Y, Z be independent and uniform on $[-1, 1]$ and set $R = \sqrt{X^2 + Y^2 + Z^2}$. Find the density of X^2/R^2 given that $R^2 \leq 1$.
41. Let ϕ and Φ be the standard normal density and distribution functions. Show that:
- (a) $\Phi(x) = 1 - \Phi(-x)$,
- (b) $f(x) = 2\phi(x)\Phi(\lambda x)$, $-\infty < x < \infty$, is the density function of some random variable (denoted by Y), and that $|Y|$ has density function 2ϕ .
- (c) Let X be a standard normal random variable independent of Y , and define $Z = (X + \lambda|Y|)/\sqrt{1 + \lambda^2}$. Write down the joint density of Z and $|Y|$, and deduce that Z has density function f .
42. The six coordinates (X_i, Y_i) , $1 \leq i \leq 3$, of three points A, B, C in the plane are independent $N(0, 1)$. Show that the probability that C lies inside the circle with diameter AB is $\frac{1}{4}$.
43. The coordinates (X_i, Y_i, Z_i) , $1 \leq i \leq 3$, of three points A, B, C are independent $N(0, 1)$. Show that the probability that C lies inside the sphere with diameter AB is $\frac{1}{3} - \frac{\sqrt{3}}{4\pi}$.
44. **Skewness.** Let X have variance σ^2 and write $m_k = \mathbb{E}(X^k)$. Define the *skewness* of X by $\text{skw}(X) = \mathbb{E}[(X - m_1)^3]/\sigma^3$. Show that:
- (a) $\text{skw}(X) = (m_3 - 3m_1m_2 + 2m_1^3)/\sigma^3$,
- (b) $\text{skw}(S_n) = \text{skw}(X_1)/\sqrt{n}$, where $S_n = \sum_{r=1}^n X_r$ is a sum of independent identically distributed random variables,
- (c) $\text{skw}(X) = (1 - 2p)/\sqrt{npq}$, when X is bin(n, p) where $p + q = 1$,
- (d) $\text{skw}(X) = 1/\sqrt{\lambda}$, when X is Poisson with parameter λ ,
- (e) $\text{skw}(X) = 2/\sqrt{t}$, when X is gamma $\Gamma(\lambda, t)$, and t is integral.
45. **Kurtosis.** Let X have variance σ^2 and $\mathbb{E}(X^k) = m_k$. Define the *kurtosis* of X by $\text{kur}(X) = \mathbb{E}[(X - m_1)^4]/\sigma^4$. Show that:
- (a) $\text{kur}(X) = 3$, when X is $N(\mu, \sigma^2)$,
- (b) $\text{kur}(X) = 9$, when X is exponential with parameter λ ,
- (c) $\text{kur}(X) = 3 + \lambda^{-1}$, when X is Poisson with parameter λ ,
- (d) $\text{kur}(S_n) = 3 + \{\text{kur}(X_1) - 3\}/n$, where $S_n = \sum_{r=1}^n X_r$ is a sum of independent identically distributed random variables.
46. **Extreme value. Fisher–Gumbel–Tippett distribution.** Let X_r , $1 \leq r \leq n$, be independent and exponentially distributed with parameter 1. Show that $X_{(n)} = \max\{X_r : 1 \leq r \leq n\}$ satisfies

$$\lim_{n \rightarrow \infty} \mathbb{P}(X_{(n)} - \log n \leq x) = \exp(-e^{-x}).$$

Hence show that $\int_0^\infty \{1 - \exp(-e^{-x})\} dx = \gamma$ where γ is Euler's constant.

47. **Squeezing.** Let S and X have density functions satisfying $b(x) \leq f_S(x) \leq a(x)$ and $f_S(x) \leq f_X(x)$. Let U be uniformly distributed on $[0, 1]$ and independent of X . Given the value X , we implement the following algorithm:

if $Uf_X(X) > a(X)$, reject X ;
 otherwise: if $Uf_X(X) < b(X)$, accept X ;
 otherwise: if $Uf_X(X) \leq f_S(X)$, accept X ;
 otherwise: reject X .

Show that, conditional on ultimate acceptance, X is distributed as S . Explain when you might use this method of sampling.

48. Let X , Y , and $\{U_r : r \geq 1\}$ be independent random variables, where:

$$\mathbb{P}(X = x) = (e - 1)e^{-x}, \quad \mathbb{P}(Y = y) = \frac{1}{(e - 1)y!} \text{ for } x, y = 1, 2, \dots,$$

and the U_r are uniform on $[0, 1]$. Let $M = \max\{U_1, U_2, \dots, U_Y\}$, and show that $Z = X - M$ is exponentially distributed.

49. Let U and V be independent and uniform on $[0, 1]$. Set $X = -\alpha^{-1} \log U$ and $Y = -\log V$ where $\alpha > 0$.

- Show that, conditional on the event $Y \geq \frac{1}{2}(X - \alpha)^2$, X has density function $f(x) = \sqrt{2/\pi} e^{-\frac{1}{2}x^2}$ for $x > 0$.
- In sampling from the density function f , it is decided to use a rejection method: for given $\alpha > 0$, we sample U and V repeatedly, and we accept X the first time that $Y \geq \frac{1}{2}(X - \alpha)^2$. What is the optimal value of α ?
- Describe how to use these facts in sampling from the $N(0, 1)$ distribution.

50. Let S be a semicircle of unit radius on a diameter D .

- A point P is picked at random on D . If X is the distance from P to S along the perpendicular to D , show $\mathbb{E}(X) = \pi/4$.
- A point Q is picked at random on S . If Y is the perpendicular distance from Q to D , show $\mathbb{E}(Y) = 2/\pi$.

51. (Set for the Fellowship examination of St John's College, Cambridge in 1858.) 'A large quantity of pebbles lies scattered uniformly over a circular field; compare the labour of collecting them one by one:

- at the centre O of the field,
- at a point A on the circumference.'

To be precise, if L_O and L_A are the respective labours per stone, show that $\mathbb{E}(L_O) = \frac{2}{3}a$ and $\mathbb{E}(L_A) = 32a/(9\pi)$ for some constant a .

(iii) Suppose you take each pebble to the nearer of two points A or B at the ends of a diameter. Show in this case that the labour per stone satisfies

$$\mathbb{E}(L_{AB}) = \frac{4a}{3\pi} \left\{ \frac{16}{3} - \frac{17}{6}\sqrt{2} + \frac{1}{2} \log(1 + \sqrt{2}) \right\} \simeq 1.13 \times \frac{2}{3}a.$$

(iv) Finally suppose you take each pebble to the nearest vertex of an equilateral triangle ABC inscribed in the circle. Why is it obvious that the labour per stone now satisfies $\mathbb{E}(L_{ABC}) < \mathbb{E}(L_O)$? Enthusiasts are invited to calculate $\mathbb{E}(L_{ABC})$.

52. The lines L , M , and N are parallel, and P lies on L . A line picked at random through P meets M at Q . A line picked at random through Q meets N at R . What is the density function of the angle Θ that RP makes with L ? [Hint: Recall Exercise (4.8.2) and Problem (4.14.4).]

53. Let Δ denote the event that you can form a triangle with three given parts of a rod R .

- R is broken at two points chosen independently and uniformly. Show that $\mathbb{P}(\Delta) = \frac{1}{4}$.
- R is broken in two uniformly at random, the longer part is broken in two uniformly at random. Show that $\mathbb{P}(\Delta) = \log(4/e)$.
- R is broken in two uniformly at random, a randomly chosen part is broken into two equal parts. Show that $\mathbb{P}(\Delta) = \frac{1}{2}$.
- In case (c) show that, given Δ , the triangle is obtuse with probability $3 - 2\sqrt{2}$.

54. You break a rod at random into two pieces. Let R be the ratio of the lengths of the shorter to the longer piece. Find the density function f_R , together with the mean and variance of R .

55. Let R be the distance between two points picked at random inside a square of side a . Show that

$\mathbb{E}(R^2) = \frac{1}{3}a^2$, and that R^2/a^2 has density function

$$f(r) = \begin{cases} r - 4\sqrt{r} + \pi & \text{if } 0 \leq r \leq 1, \\ 4\sqrt{r-1} - 2 - r + 2 \sin^{-1} \sqrt{r-1} - 2 \sin^{-1} \sqrt{1-r-1} & \text{if } 1 \leq r \leq 2. \end{cases}$$

56. Show that a sheet of paper of area $A \text{ cm}^2$ can be placed on the square lattice with period 1 cm in such a way that at least $\lceil A \rceil$ points are covered.

57. Show that it is possible to position a convex rock of surface area S in sunlight in such a way that its shadow has area at least $\frac{1}{4}S$.

58. Dirichlet distribution. Let $\{X_r : 1 \leq r \leq k + 1\}$ be independent $\Gamma(\lambda, \beta_r)$ random variables (respectively).

(a) Show that $Y_r = X_r / (X_1 + \dots + X_r)$, $2 \leq r \leq k + 1$, are independent random variables.

(b) Show that $Z_r = X_r / (X_1 + \dots + X_{k+1})$, $1 \leq r \leq k$, have the joint *Dirichlet density*

$$\frac{\Gamma(\beta_1 + \dots + \beta_{k+1})}{\Gamma(\beta_1) \dots \Gamma(\beta_{k+1})} z_1^{\beta_1-1} z_2^{\beta_2-1} \dots z_k^{\beta_k-1} (1 - z_1 - z_2 - \dots - z_k)^{\beta_{k+1}-1}.$$

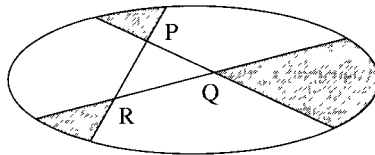
59. Hotelling's theorem. Let $\mathbf{X}_r = (X_{1r}, X_{2r}, \dots, X_{mr})$, $1 \leq r \leq n$, be independent multivariate normal random vectors having zero means and the same covariance matrix $\mathbf{V} = (v_{ij})$. Show that the two random variables

$$S_{ij} = \sum_{r=1}^n X_{ir} X_{jr} - \frac{1}{n} \sum_{r=1}^n X_{ir} \sum_{r=1}^n X_{jr}, \quad T_{ij} = \sum_{r=1}^{n-1} X_{ir} X_{jr},$$

are identically distributed.

60. Choose P, Q, and R independently at random in the square $S(a)$ of side a . Show that $\mathbb{E}|PQR| = 11a^2/144$. Deduce that four points picked at random in a parallelogram form a convex quadrilateral with probability $(\frac{5}{6})^2$.

61. Choose P, Q, and R uniformly at random within the convex region C illustrated beneath. By considering the event that four randomly chosen points form a triangle, or otherwise, show that the mean area of the shaded region is three times the mean area of the triangle PQR.



62. Multivariate normal sampling. Let \mathbf{V} be a positive-definite symmetric $n \times n$ matrix, and \mathbf{L} a lower-triangular matrix such that $\mathbf{V} = \mathbf{L}\mathbf{L}^T$; this is called the *Cholesky decomposition* of \mathbf{V} . Let $\mathbf{X} = (X_1, X_2, \dots, X_n)$ be a vector of independent random variables distributed as $N(0, 1)$. Show that the vector $\mathbf{Z} = \boldsymbol{\mu} + \mathbf{X}\mathbf{L}$ has the multivariate normal distribution with mean vector $\boldsymbol{\mu}$ and covariance matrix \mathbf{V} .

63. Verifying matrix multiplications. We need to decide whether or not $\mathbf{AB} = \mathbf{C}$ where $\mathbf{A}, \mathbf{B}, \mathbf{C}$ are given $n \times n$ matrices, and we adopt the following random algorithm. Let \mathbf{x} be a random $\{0, 1\}^n$ -valued vector, each of the 2^n possibilities being equally likely. If $(\mathbf{AB} - \mathbf{C})\mathbf{x} = \mathbf{0}$, we decide that $\mathbf{AB} = \mathbf{C}$, and otherwise we decide that $\mathbf{AB} \neq \mathbf{C}$. Show that

$$\mathbb{P}(\text{the decision is correct}) \begin{cases} = 1 & \text{if } \mathbf{AB} = \mathbf{C}, \\ \geq \frac{1}{2} & \text{if } \mathbf{AB} \neq \mathbf{C}. \end{cases}$$

Describe a similar procedure which results in an error probability which may be made as small as desired.

Generating functions and their applications

Summary. A key method for studying distributions is via transforms such as the probability generating function of a discrete random variable, or the moment generating function and characteristic function of a general random variable. Such transforms are particularly suited to the study of sums of independent random variables, and their areas of application include renewal theory, random walks, and branching processes. The inversion theorem tells how to obtain the distribution function from knowledge of its characteristic function. The continuity theorem allows us to use characteristic functions in studying limits of random variables. Two principal applications are to the law of large numbers and the central limit theorem. The theory of large deviations concerns the estimation of probabilities of ‘exponentially unlikely’ events.

5.1 Generating functions

A sequence $a = \{a_i : i = 0, 1, 2, \dots\}$ of real numbers may contain a lot of information. One concise way of storing this information is to wrap up the numbers together in a ‘generating function’. For example, the (ordinary) *generating function* of the sequence a is the function G_a defined by

$$(1) \quad G_a(s) = \sum_{i=0}^{\infty} a_i s^i \quad \text{for } s \in \mathbb{R} \text{ for which the sum converges.}$$

The sequence a may in principle be reconstructed from the function G_a by setting $a_i = G_a^{(i)}(0)/i!$, where $f^{(i)}$ denotes the i th derivative of the function f . In many circumstances it is easier to work with the generating function G_a than with the original sequence a .

(2) Example. De Moivre’s theorem. The sequence $a_n = (\cos \theta + i \sin \theta)^n$ has generating function

$$G_a(s) = \sum_{n=0}^{\infty} [s(\cos \theta + i \sin \theta)]^n = \frac{1}{1 - s(\cos \theta + i \sin \theta)}$$

if $|s| < 1$; here $i = \sqrt{-1}$. It is easily checked by examining the coefficient of s^n that

$$[1 - s(\cos \theta + i \sin \theta)] \sum_{n=0}^{\infty} s^n [\cos(n\theta) + i \sin(n\theta)] = 1$$

when $|s| < 1$. Thus

$$\sum_{n=0}^{\infty} s^n [\cos(n\theta) + i \sin(n\theta)] = \frac{1}{1 - s(\cos \theta + i \sin \theta)}$$

if $|s| < 1$. Equating the coefficients of s^n we obtain the well-known fact that $\cos(n\theta) + i \sin(n\theta) = (\cos \theta + i \sin \theta)^n$. ●

There are several different types of generating function, of which G_a is perhaps the simplest. Another is the *exponential generating function* E_a given by

$$(3) \quad E_a(s) = \sum_{i=0}^{\infty} \frac{a_i s^i}{i!} \quad \text{for } s \in \mathbb{R} \text{ for which the sum converges.}$$

Whilst such generating functions have many uses in mathematics, the ordinary generating function (1) is of greater value when the a_i are probabilities. This is because ‘convolutions’ are common in probability theory, and (ordinary) generating functions provide an invaluable tool for studying them.

(4) Convolution. The *convolution* of the real sequences $a = \{a_i : i \geq 0\}$ and $b = \{b_i : i \geq 0\}$ is the sequence $c = \{c_i : i \geq 0\}$ defined by

$$(5) \quad c_n = a_0 b_n + a_1 b_{n-1} + \cdots + a_n b_0;$$

we write $c = a * b$. If a and b have generating functions G_a and G_b , then the generating function of c is

$$(6) \quad \begin{aligned} G_c(s) &= \sum_{n=0}^{\infty} c_n s^n = \sum_{n=0}^{\infty} \left(\sum_{i=0}^n a_i b_{n-i} \right) s^n \\ &= \sum_{i=0}^{\infty} a_i s^i \sum_{n=i}^{\infty} b_{n-i} s^{n-i} = G_a(s) G_b(s). \end{aligned}$$

Thus we learn that, if $c = a * b$, then $G_c(s) = G_a(s) G_b(s)$; convolutions are numerically complicated operations, and it is often easier to work with generating functions.

(7) Example. The combinatorial identity

$$\sum_i \binom{n}{i}^2 = \binom{2n}{n}$$

may be obtained as follows. The left-hand side is the convolution of the sequence $a_i = \binom{n}{i}$, $i = 0, 1, 2, \dots$, with itself. However, $G_a(s) = \sum_i \binom{n}{i} s^i = (1 + s)^n$, so that

$$G_{a*a}(s) = G_a(s)^2 = (1 + s)^{2n} = \sum_i \binom{2n}{i} s^i.$$

Equating the coefficients of s^n yields the required identity. ●

(8) Example. Let X and Y be independent random variables having the Poisson distribution with parameters λ and μ respectively. What is the distribution of $Z = X + Y$?

Solution. We have from equation (3.8.2) that the mass function of Z is the convolution of the mass functions of X and Y , $f_Z = f_X * f_Y$. The generating function of the sequence $\{f_X(i) : i \geq 0\}$ is

$$(9) \quad G_X(s) = \sum_{i=0}^{\infty} \frac{\lambda^i e^{-\lambda}}{i!} s^i = e^{\lambda(s-1)},$$

and similarly $G_Y(s) = e^{\mu(s-1)}$. Hence the generating function G_Z of $\{f_Z(i) : i \geq 0\}$ satisfies $G_Z(s) = G_X(s)G_Y(s) = \exp[(\lambda + \mu)(s - 1)]$, which we recognize from (9) as the generating function of the Poisson mass function with parameter $\lambda + \mu$. \bullet

The last example is canonical: generating functions provide a basic technique for dealing with sums of independent random variables. With this example in mind, we make an important definition. Suppose that X is a discrete random variable taking values in the non-negative integers $\{0, 1, 2, \dots\}$; its distribution is specified by the sequence of probabilities $f(i) = \mathbb{P}(X = i)$.

(10) Definition. The **(probability) generating function** of the random variable X is defined to be the generating function $G(s) = \mathbb{E}(s^X)$ of its probability mass function.

Note that G does indeed generate the sequence $\{f(i) : i \geq 0\}$ since

$$\mathbb{E}(s^X) = \sum_i s^i \mathbb{P}(X = i) = \sum_i s^i f(i)$$

by Lemma (3.3.3). We write G_X when we wish to stress the role of X . If X takes values in the non-negative integers, its generating function G_X converges at least when $|s| \leq 1$ and sometimes in a larger interval. Generating functions can be defined for random variables taking negative as well as positive integer values. Such generating functions generally converge for values of s satisfying $\alpha < |s| < \beta$ for some α, β such that $\alpha \leq 1 \leq \beta$. We shall make occasional use of such generating functions, but we do not develop their theory systematically.

In advance of giving examples and applications of the method of generating functions, we recall some basic properties of power series. Let $G(s) = \sum_0^\infty a_i s^i$ where $a = \{a_i : i \geq 0\}$ is a real sequence.

(11) Convergence. There exists a *radius of convergence* $R (\geq 0)$ such that the sum converges absolutely if $|s| < R$ and diverges if $|s| > R$. The sum is uniformly convergent on sets of the form $\{s : |s| \leq R'\}$ for any $R' < R$.

(12) Differentiation. $G_a(s)$ may be differentiated or integrated term by term any number of times at points s satisfying $|s| < R$.

(13) Uniqueness. If $G_a(s) = G_b(s)$ for $|s| < R'$ where $0 < R' \leq R$ then $a_n = b_n$ for all n . Furthermore

$$(14) \quad a_n = \frac{1}{n!} G_a^{(n)}(0).$$

(15) Abel's theorem. If $a_i \geq 0$ for all i and $G_a(s)$ is finite for $|s| < 1$, then $\lim_{s \uparrow 1} G_a(s) = \sum_{i=0}^{\infty} a_i$, whether the sum is finite or equals $+\infty$. This standard result is useful when the radius of convergence R satisfies $R = 1$, since then one has no *a priori* right to take the limit as $s \uparrow 1$.

Returning to the discrete random variable X taking values in $\{0, 1, 2, \dots\}$ we have that $G(s) = \sum_{i=0}^{\infty} s^i \mathbb{P}(X = i)$, so that

$$(16) \quad G(0) = \mathbb{P}(X = 0), \quad G(1) = 1.$$

In particular, the radius of convergence of a probability generating function is at least 1. Here are some examples of probability generating functions.

(17) Examples.

(a) **Constant variables.** If $\mathbb{P}(X = c) = 1$ then $G(s) = \mathbb{E}(s^X) = s^c$.

(b) **Bernoulli variables.** If $\mathbb{P}(X = 1) = p$ and $\mathbb{P}(X = 0) = 1 - p$ then

$$G(s) = \mathbb{E}(s^X) = (1 - p) + ps.$$

(c) **Geometric distribution.** If X is geometrically distributed with parameter p , so that $\mathbb{P}(X = k) = p(1 - p)^{k-1}$ for $k \geq 1$, then

$$G(s) = \mathbb{E}(s^X) = \sum_{k=1}^{\infty} s^k p(1 - p)^{k-1} = \frac{ps}{1 - s(1 - p)}.$$

(d) **Poisson distribution.** If X is Poisson distributed with parameter λ then

$$G(s) = \mathbb{E}(s^X) = \sum_{k=0}^{\infty} s^k \frac{\lambda^k}{k!} e^{-\lambda} = e^{\lambda(s-1)}. \quad \bullet$$

Generating functions are useful when working with integer-valued random variables. Problems arise when random variables take negative or non-integer values. Later in this chapter we shall see how to construct another function, called a 'characteristic function', which is very closely related to G_X but which exists for all random variables regardless of their types.

There are two major applications of probability generating functions: in calculating moments, and in calculating the distributions of *sums* of independent random variables. We begin with moments.

(18) Theorem. If X has generating function $G(s)$ then

(a) $\mathbb{E}(X) = G'(1)$,

(b) more generally, $\mathbb{E}[X(X - 1) \cdots (X - k + 1)] = G^{(k)}(1)$.

Of course, $G^{(k)}(1)$ is shorthand for $\lim_{s \uparrow 1} G^{(k)}(s)$ whenever the radius of convergence of G is 1. The quantity $\mathbb{E}[X(X - 1) \cdots (X - k + 1)]$ is known as the *kth factorial moment* of X .

Proof of (b). Take $s < 1$ and calculate the *kth* derivative of G to obtain

$$G^{(k)}(s) = \sum_i s^{i-k} i(i-1) \cdots (i-k+1) f(i) = \mathbb{E}[s^{X-k} X(X-1) \cdots (X-k+1)].$$

Let $s \uparrow 1$ and use Abel's theorem (15) to obtain

$$G^{(k)}(s) \rightarrow \sum_i i(i-1)\cdots(i-k+1)f(i) = \mathbb{E}[X(X-1)\cdots(X-k+1)]. \quad \blacksquare$$

In order to calculate the variance of X in terms of G , we proceed as follows:

$$\begin{aligned} (19) \quad \text{var}(X) &= \mathbb{E}(X^2) - \mathbb{E}(X)^2 = \mathbb{E}(X(X-1) + X) - \mathbb{E}(X)^2 \\ &= \mathbb{E}(X(X-1)) + \mathbb{E}(X) - \mathbb{E}(X)^2 = G''(1) + G'(1) - G'(1)^2. \end{aligned}$$

Exercise. Find the means and variances of the distributions in (17) by this method.

(20) **Example.** Recall the hypergeometric distribution (3.11.10) with mass function

$$f(k) = \binom{b}{k} \binom{N-b}{n-k} / \binom{N}{n}.$$

Then $G(s) = \sum_k s^k f(k)$, which can be recognized as the coefficient of x^n in

$$Q(s, x) = (1 + sx)^b (1 + x)^{N-b} / \binom{N}{n}.$$

Hence the mean $G'(1)$ is the coefficient of x^n in

$$\frac{\partial Q}{\partial s}(1, x) = xb(1+x)^{N-1} / \binom{N}{n}$$

and so $G'(1) = bn/N$. Now calculate the variance yourself (*exercise*). ●

If you are more interested in the moments of X than in its mass function, you may prefer to work not with G_X but with the function M_X defined by $M_X(t) = G_X(e^t)$. This change of variable is convenient for the following reason. Expanding $M_X(t)$ as a power series in t , we obtain

$$\begin{aligned} (21) \quad M_X(t) &= \sum_{k=0}^{\infty} e^{tk} \mathbb{P}(X = k) = \sum_{k=0}^{\infty} \sum_{n=0}^{\infty} \frac{(tk)^n}{n!} \mathbb{P}(X = k) \\ &= \sum_{n=0}^{\infty} \frac{t^n}{n!} \left(\sum_{k=0}^{\infty} k^n \mathbb{P}(X = k) \right) = \sum_{n=0}^{\infty} \frac{t^n}{n!} \mathbb{E}(X^n), \end{aligned}$$

the exponential generating function of the moments $\mathbb{E}(X^0), \mathbb{E}(X^1), \dots$ of X . The function M_X is called the *moment generating function* of the random variable X . We have assumed in (21) that the series in question converge. Some complications can arise in using moment generating functions unless the series $\sum_n t^n \mathbb{E}(X^n)/n!$ has a strictly positive radius of convergence.

(22) **Example.** We have from (9) that the moment generating function of the Poisson distribution with parameter λ is $M(t) = \exp[\lambda(e^t - 1)]$. ●

We turn next to sums and convolutions. Much of probability theory is concerned with sums of random variables. To study such a sum we need a useful way of describing its distribution in terms of the distributions of its summands, and generating functions prove to be an invaluable asset in this respect. The formula in Theorem (3.8.1) for the mass function of the sum of two independent discrete variables, $\mathbb{P}(X + Y = z) = \sum_x \mathbb{P}(X = x)\mathbb{P}(Y = z - x)$, involves a complicated calculation; the corresponding generating functions provide a more economical way of specifying the distribution of this sum.

(23) Theorem. *If X and Y are independent then $G_{X+Y}(s) = G_X(s)G_Y(s)$.*

Proof. The direct way of doing this is to use equation (3.8.2) to find that $f_Z = f_X * f_Y$, so that the generating function of $\{f_Z(i) : i \geq 0\}$ is the product of the generating functions of $\{f_X(i) : i \geq 0\}$ and $\{f_Y(i) : i \geq 0\}$, by (4). Alternatively, $g(X) = s^X$ and $h(Y) = s^Y$ are independent, by Theorem (3.2.3), and so $\mathbb{E}(g(X)h(Y)) = \mathbb{E}(g(X))\mathbb{E}(h(Y))$, as required. ■

(24) Example. Binomial distribution. Let X_1, X_2, \dots, X_n be independent Bernoulli variables, parameter p , with sum $S = X_1 + X_2 + \dots + X_n$. Each X_i has generating function $G(s) = qs^0 + ps^1 = q + ps$, where $q = 1 - p$. Apply (23) repeatedly to find that the $\text{bin}(n, p)$ variable S has generating function

$$G_S(s) = [G(s)]^n = (q + ps)^n.$$

The sum $S_1 + S_2$ of two independent variables, $\text{bin}(n, p)$ and $\text{bin}(m, p)$ respectively, has generating function

$$G_{S_1+S_2}(s) = G_{S_1}(s)G_{S_2}(s) = (q + ps)^{m+n}$$

and is thus $\text{bin}(m + n, p)$. This was Problem (3.11.8). ●

Theorem (23) tells us that the sum $S = X_1 + X_2 + \dots + X_n$ of independent variables taking values in the non-negative integers has generating function given by

$$G_S = G_{X_1}G_{X_2} \cdots G_{X_n}.$$

If n is itself the outcome of a random experiment then the answer is not quite so simple.

(25) Theorem. *If X_1, X_2, \dots is a sequence of independent identically distributed random variables with common generating function G_X , and $N (\geq 0)$ is a random variable which is independent of the X_i and has generating function G_N , then $S = X_1 + X_2 + \dots + X_N$ has generating function given by*

$$(26) \quad G_S(s) = G_N(G_X(s)).$$

This has many important applications, one of which we shall meet in Section 5.4. It is an example of a process known as *compounding* with respect to a parameter. Formula (26) is easily remembered; possible confusion about the order in which the functions G_N and G_X are compounded is avoided by remembering that if $\mathbb{P}(N = n) = 1$ then $G_N(s) = s^n$ and $G_S(s) = G_X(s)^n$. Incidentally, we adopt the usual convention that, in the case when $N = 0$, the sum $X_1 + X_2 + \dots + X_N$ is the ‘empty’ sum, and equals 0 also.

Proof. Use conditional expectation and Theorem (3.7.4) to find that

$$\begin{aligned} G_S(s) &= \mathbb{E}(s^S) = \mathbb{E}(\mathbb{E}(s^S | N)) = \sum_n \mathbb{E}(s^S | N = n) \mathbb{P}(N = n) \\ &= \sum_n \mathbb{E}(s^{X_1 + \dots + X_n}) \mathbb{P}(N = n) \\ &= \sum_n \mathbb{E}(s^{X_1}) \dots \mathbb{E}(s^{X_n}) \mathbb{P}(N = n) \quad \text{by independence} \\ &= \sum_n G_X(s)^n \mathbb{P}(N = n) = G_N(G_X(s)). \quad \blacksquare \end{aligned}$$

(27) **Example (3.7.5) revisited.** A hen lays N eggs, where N is Poisson distributed with parameter λ . Each egg hatches with probability p , independently of all other eggs. Let K be the number of chicks. Then $K = X_1 + X_2 + \dots + X_N$ where X_1, X_2, \dots are independent Bernoulli variables with parameter p . How is K distributed? Clearly

$$G_N(s) = \sum_{n=0}^{\infty} s^n \frac{\lambda^n}{n!} e^{-\lambda} = e^{\lambda(s-1)}, \quad G_X(s) = q + ps,$$

and so $G_K(s) = G_N(G_X(s)) = e^{\lambda p(s-1)}$, which, by comparison with G_N , we see to be the generating function of a Poisson variable with parameter λp . \bullet

Just as information about a mass function can be encapsulated in a generating function, so may joint mass functions be similarly described.

(28) **Definition.** The **joint (probability) generating function** of variables X_1 and X_2 taking values in the non-negative integers is defined by

$$G_{X_1, X_2}(s_1, s_2) = \mathbb{E}(s_1^{X_1} s_2^{X_2}).$$

There is a similar definition for the joint generating function of an arbitrary family of random variables. Joint generating functions have important uses also, one of which is the following characterization of independence.

(29) **Theorem.** *Random variables X_1 and X_2 are independent if and only if*

$$G_{X_1, X_2}(s_1, s_2) = G_{X_1}(s_1) G_{X_2}(s_2) \quad \text{for all } s_1 \text{ and } s_2.$$

Proof. If X_1 and X_2 are independent then so are $g(X_1) = s_1^{X_1}$ and $h(X_2) = s_2^{X_2}$; then proceed as in the proof of (23). To prove the converse, equate the coefficients of terms such as $s_1^i s_2^j$ to deduce after some manipulation that $\mathbb{P}(X_1 = i, X_2 = j) = \mathbb{P}(X_1 = i) \mathbb{P}(X_2 = j)$. \blacksquare

So far we have only considered random variables X which take finite values only, and consequently their generating functions G_X satisfy $G_X(1) = 1$. In the near future we shall encounter variables which can take the value $+\infty$ (see the first passage time T_0 of Section 5.3 for example). For such variables X we note that $G_X(s) = \mathbb{E}(s^X)$ converges so long as $|s| < 1$, and furthermore

$$(30) \quad \lim_{s \uparrow 1} G_X(s) = \sum_k \mathbb{P}(X = k) = 1 - \mathbb{P}(X = \infty).$$

We can no longer find the moments of X in terms of G_X ; of course, they all equal $+\infty$. If $\mathbb{P}(X = \infty) > 0$ then we say that X is *defective* with defective distribution function F_X .

 Exercises for Section 5.1

1. Find the generating functions of the following mass functions, and state where they converge. Hence calculate their means and variances.

(a) $f(m) = \binom{n+m-1}{m} p^n (1-p)^m$, for $m \geq 0$.

(b) $f(m) = \{m(m+1)\}^{-1}$, for $m \geq 1$.

(c) $f(m) = (1-p)p^{|m|}/(1+p)$, for $m = \dots, -1, 0, 1, \dots$

The constant p satisfies $0 < p < 1$.

2. Let $X (\geq 0)$ have probability generating function G and write $t(n) = \mathbb{P}(X > n)$ for the 'tail' probabilities of X . Show that the generating function of the sequence $\{t(n) : n \geq 0\}$ is $T(s) = (1 - G(s))/(1 - s)$. Show that $\mathbb{E}(X) = T(1)$ and $\text{var}(X) = 2T'(1) + T(1) - T(1)^2$.

3. Let $G_{X,Y}(s, t)$ be the joint probability generating function of X and Y . Show that $G_X(s) = G_{X,Y}(s, 1)$ and $G_Y(t) = G_{X,Y}(1, t)$. Show that

$$\mathbb{E}(XY) = \left. \frac{\partial^2}{\partial s \partial t} G_{X,Y}(s, t) \right|_{s=t=1}.$$

4. Find the joint generating functions of the following joint mass functions, and state for what values of the variables the series converge.

(a) $f(j, k) = (1 - \alpha)(\beta - \alpha)\alpha^j \beta^{k-j-1}$, for $0 \leq k \leq j$, where $0 < \alpha < 1, \alpha < \beta$.

(b) $f(j, k) = (e - 1)e^{-(2k+1)} k^j / j!$, for $j, k \geq 0$.

(c) $f(j, k) = \binom{k}{j} p^{j+k} (1-p)^{k-j} / [k \log\{1/(1-p)\}]$, for $0 \leq j \leq k, k \geq 1$, where $0 < p < 1$.

Deduce the marginal probability generating functions and the covariances.

5. A coin is tossed n times, and heads turns up with probability p on each toss. Assuming the usual independence, show that the joint probability generating function of the numbers H and T of heads and tails is $G_{H,T}(x, y) = \{px + (1-p)y\}^n$. Generalize this conclusion to find the joint probability generating function of the multinomial distribution of Exercise (3.5.1).

6. Let X have the binomial distribution $\text{bin}(n, U)$, where U is uniform on $(0, 1)$. Show that X is uniformly distributed on $\{0, 1, 2, \dots, n\}$.

7. Show that

$$G(x, y, z, w) = \frac{1}{8}(xyzw + xy + yz + zw + zx + yw + xz + 1)$$

is the joint generating function of four variables that are pairwise and triplewise independent, but are nevertheless *not* independent.

8. Let $p_r > 0$ and $a_r \in \mathbb{R}$ for $1 \leq r \leq n$. Which of the following is a moment generating function, and for what random variable?

(a) $M(t) = 1 + \sum_{r=1}^n p_r t^r$, (b) $M(t) = \sum_{r=1}^n p_r e^{a_r t}$.

9. Let G_1 and G_2 be probability generating functions, and suppose that $0 \leq \alpha \leq 1$. Show that $G_1 G_2$, and $\alpha G_1 + (1 - \alpha)G_2$ are probability generating functions. Is $G(\alpha s)/G(\alpha)$ necessarily a probability generating function?

5.2 Some applications

Generating functions provide a powerful tool, particularly in the presence of difference equations and convolutions. This section contains a variety of examples of this tool in action.

(1) Example. Problem of the points†. A coin is tossed repeatedly and heads turns up with probability p on each toss. Player A wins if m heads appear before n tails, and player B wins otherwise. We have seen, in Exercise (3.9.4) and Problem (3.11.24), two approaches to the problem of determining the probability that A wins. It is elementary, by conditioning on the outcome of the first toss, that the probability p_{mn} , that A wins, satisfies

$$(2) \quad p_{mn} = pp_{m-1,n} + qp_{m,n-1}, \quad \text{for } m, n \geq 1,$$

where $p + q = 1$. The boundary conditions are $p_{m0} = 0$, $p_{0n} = 1$ for $m, n > 0$. We may solve equation (2) by introducing the generating function

$$G(x, y) = \sum_{m=0}^{\infty} \sum_{n=0}^{\infty} p_{mn} x^m y^n$$

subject to the convention that $p_{00} = 0$. Multiplying throughout (2) by $x^m y^n$ and summing over $m, n \geq 1$, we obtain

$$(3) \quad G(x, y) - \sum_{m=1}^{\infty} p_{m0} x^m - \sum_{n=1}^{\infty} p_{0n} y^n \\ = px \sum_{m,n=1}^{\infty} p_{m-1,n} x^{m-1} y^n + qy \sum_{m,n=1}^{\infty} p_{m,n-1} x^m y^{n-1},$$

and hence, using the boundary conditions,

$$G(x, y) - \frac{y}{1-y} = pxG(x, y) + qy \left(G(x, y) - \frac{y}{1-y} \right), \quad |y| < 1.$$

Therefore,

$$(4) \quad G(x, y) = \frac{y(1-xy)}{(1-y)(1-px-xy)},$$

from which one may derive the required information by expanding in powers of x and y and finding the coefficient of $x^m y^n$. A cautionary note: in passing from (2) to (3), one should be very careful with the limits of the summations. ●

(5) Example. Matching revisited. The famous (mis)matching problem of Example (3.4.3) involves the random placing of n different letters into n differently addressed envelopes. What is the probability p_n that no letter is placed in the correct envelope? Let M be the event that

†First recorded by Pacioli in 1494, and eventually solved by Pascal in 1654. Our method is due to Laplace.

the first letter is put into its correct envelope, and let N be the event that no match occurs. Then

$$(6) \quad p_n = \mathbb{P}(N) = \mathbb{P}(N \mid M^c)\mathbb{P}(M^c),$$

where $\mathbb{P}(M^c) = 1 - n^{-1}$. It is convenient to think of $\alpha_n = \mathbb{P}(N \mid M^c)$ in the following way. It is the probability that, given $n - 2$ pairs of matching white letters and envelopes together with a non-matching red letter and blue envelope, there are no colour matches when the letters are inserted randomly into the envelopes. Either the red letter is placed into the blue envelope or it is not, and a consideration of these two cases gives that

$$(7) \quad \alpha_n = \frac{1}{n-1}p_{n-2} + \left(1 - \frac{1}{n-1}\right)\alpha_{n-1}.$$

Combining (6) and (7) we obtain, for $n \geq 3$,

$$(8) \quad \begin{aligned} p_n &= \left(1 - \frac{1}{n}\right)\alpha_n = \left(1 - \frac{1}{n}\right)\left[\frac{1}{n-1}p_{n-2} + \left(1 - \frac{1}{n-1}\right)\alpha_{n-1}\right] \\ &= \left(1 - \frac{1}{n}\right)\left(\frac{1}{n-1}p_{n-2} + p_{n-1}\right) = \frac{1}{n}p_{n-2} + \left(1 - \frac{1}{n}\right)p_{n-1}, \end{aligned}$$

a difference relation subject to the boundary conditions $p_1 = 0$, $p_2 = \frac{1}{2}$. We may solve this difference relation by using the generating function

$$(9) \quad G(s) = \sum_{n=1}^{\infty} p_n s^n.$$

We multiply throughout (8) by ns^{n-1} and sum over all suitable values of n to obtain

$$\sum_{n=3}^{\infty} ns^{n-1} p_n = s \sum_{n=3}^{\infty} s^{n-2} p_{n-2} + s \sum_{n=3}^{\infty} (n-1)s^{n-2} p_{n-1}$$

which we recognize as yielding

$$G'(s) - p_1 - 2p_2s = sG(s) + s[G'(s) - p_1]$$

or $(1-s)G'(s) = sG(s) + s$, since $p_1 = 0$ and $p_2 = \frac{1}{2}$. This differential equation is easily solved subject to the boundary condition $G(0) = 0$ to obtain $G(s) = (1-s)^{-1}e^{-s} - 1$. Expanding as a power series in s and comparing with (9), we arrive at the conclusion

$$(10) \quad p_n = \frac{(-1)^n}{n!} + \frac{(-1)^{n-1}}{(n-1)!} + \cdots + \frac{(-1)}{1!} + 1, \quad \text{for } n \geq 1,$$

as in the conclusion of Example (3.4.3) with $r = 0$. ●

(11) Example. Matching and occupancy. The matching problem above is one of the simplest of a class of problems involving putting objects randomly into containers. In a general approach to such questions, we suppose that we are given a collection $\mathcal{A} = \{A_i : 1 \leq i \leq n\}$ of events, and we ask for properties of the random number X of these events which occur (in the previous example, A_i is the event that the i th letter is in the correct envelope, and X is the number of correctly placed letters). The problem is to express the mass function of X in terms of probabilities of the form $\mathbb{P}(A_{i_1} \cap A_{i_2} \cap \cdots \cap A_{i_m})$. We introduce the notation

$$S_m = \sum_{i_1 < i_2 < \cdots < i_m} \mathbb{P}(A_{i_1} \cap A_{i_2} \cap \cdots \cap A_{i_m}),$$

the sum of the probabilities of the intersections of exactly m of the events in question. We make the convention that $S_0 = 1$. It is easily seen as follows that

$$(12) \quad S_m = \mathbb{E} \binom{X}{m},$$

the mean value of the (random) binomial coefficient $\binom{X}{m}$: writing N_m for the number of sub-families of \mathcal{A} having size m , all of whose component events occur, we have that

$$S_m = \sum_{i_1 < \cdots < i_m} \mathbb{E}(I_{A_{i_1}} I_{A_{i_2}} \cdots I_{A_{i_m}}) = \mathbb{E}(N_m),$$

whereas $N_m = \binom{X}{m}$. It follows from (12) that

$$(13) \quad S_m = \sum_{i=0}^n \binom{i}{m} \mathbb{P}(X = i).$$

We introduce the generating functions

$$G_S(x) = \sum_{m=0}^n x^m S_m, \quad G_X(x) = \sum_{i=0}^n x^i \mathbb{P}(X = i),$$

and we then multiply throughout (13) by x^m and sum over m , obtaining

$$G_S(x) = \sum_i \mathbb{P}(X = i) \sum_m x^m \binom{i}{m} = \sum_i (1+x)^i \mathbb{P}(X = i) = G_X(1+x).$$

Hence $G_X(x) = G_S(x-1)$, and equating coefficients of x^i yields

$$(14) \quad \mathbb{P}(X = i) = \sum_{j=i}^n (-1)^{j-i} \binom{j}{i} S_j \quad \text{for } 0 \leq i \leq n.$$

This formula, sometimes known as ‘Waring’s theorem’, is a complete generalization of certain earlier results, including (10). It may be derived without using generating functions, but at considerable personal cost. ●

(15) Example. Recurrent events. Meteorites fall from the sky, your car runs out of fuel, there is a power failure, you fall ill. Each such event recurs at regular or irregular intervals; one cannot generally predict just when such an event will happen next, but one may be prepared to hazard guesses. A simplistic mathematical model is the following. We call the happening in question H , and suppose that, at each time point $1, 2, \dots$, either H occurs or H does not occur. We write X_1 for the first time at which H occurs, $X_1 = \min\{n : H \text{ occurs at time } n\}$, and X_m for the time which elapses between the $(m - 1)$ th and m th occurrence of H . Thus the m th occurrence of H takes place at time

$$(16) \quad T_m = X_1 + X_2 + \dots + X_m.$$

Here are our main assumptions. We assume that the ‘inter-occurrence’ times X_1, X_2, \dots are independent random variables taking values in $\{1, 2, \dots\}$, and furthermore that X_2, X_3, \dots are identically distributed. That is to say, whilst we assume that *inter*-occurrence times are independent and identically distributed, we allow the time to the *first* occurrence to have a special distribution.

Given the distributions of the X_i , how may we calculate the probability that H occurs at some given time? Define $u_n = \mathbb{P}(H \text{ occurs at time } n)$. We have by conditioning on X_1 that

$$(17) \quad u_n = \sum_{i=1}^n \mathbb{P}(H_n | X_1 = i) \mathbb{P}(X_1 = i),$$

where H_n is the event that H occurs at time n . Now

$$\mathbb{P}(H_n | X_1 = i) = \mathbb{P}(H_{n-i+1} | X_1 = 1) = \mathbb{P}(H_{n-i+1} | H_1),$$

using the ‘translation invariance’ entailed by the assumption that the $X_i, i \geq 2$, are independent and identically distributed. A similar conditioning on X_2 yields

$$(18) \quad \begin{aligned} \mathbb{P}(H_m | H_1) &= \sum_{j=1}^{m-1} \mathbb{P}(H_m | H_1, X_2 = j) \mathbb{P}(X_2 = j) \\ &= \sum_{j=1}^{m-1} \mathbb{P}(H_{m-j} | H_1) \mathbb{P}(X_2 = j) \end{aligned}$$

for $m \geq 2$, by translation invariance once again. Multiplying through (18) by x^{m-1} and summing over m , we obtain

$$(19) \quad \sum_{m=2}^{\infty} x^{m-1} \mathbb{P}(H_m | H_1) = \mathbb{E}(x^{X_2}) \sum_{n=1}^{\infty} x^{n-1} \mathbb{P}(H_n | H_1),$$

so that $G_H(x) = \sum_{m=1}^{\infty} x^{m-1} \mathbb{P}(H_m | H_1)$ satisfies $G_H(x) - 1 = F(x)G_H(x)$, where $F(x)$ is the common probability generating function of the inter-occurrence times, and hence

$$(20) \quad G_H(x) = \frac{1}{1 - F(x)}.$$

Returning to (17), we obtain similarly that $U(x) = \sum_{n=1}^{\infty} x^n u_n$ satisfies

$$(21) \quad U(x) = D(x)G_H(x) = \frac{D(x)}{1 - F(x)}$$

where $D(x)$ is the probability generating function of X_1 . Equation (21) contains much of the information relevant to the process, since it relates the occurrences of H to the generating functions of the elements of the sequence X_1, X_2, \dots . We should like to extract information out of (21) about $u_n = \mathbb{P}(H_n)$, the coefficient of x^n in $U(x)$, particularly for large values of n .

In principle, one may expand $D(x)/[1 - F(x)]$ as a polynomial in x in order to find u_n , but this is difficult in practice. There is one special situation in which this may be done with ease, and this is the situation when $D(x)$ is the function $D = D^*$ given by

$$(22) \quad D^*(x) = \frac{1 - F(x)}{\mu(1 - x)} \quad \text{for } |x| < 1,$$

and $\mu = \mathbb{E}(X_2)$ is the mean inter-occurrence time. Let us first check that D^* is indeed a suitable probability generating function. The coefficient of x^n in D^* is easily seen to be $(1 - f_1 - f_2 - \dots - f_n)/\mu$, where $f_i = \mathbb{P}(X_2 = i)$. This coefficient is non-negative since the f_i form a mass function; furthermore, by L'Hôpital's rule,

$$D^*(1) = \lim_{x \uparrow 1} \frac{1 - F(x)}{\mu(1 - x)} = \lim_{x \uparrow 1} \frac{-F'(x)}{-\mu} = 1$$

since $F'(1) = \mu$, the mean inter-occurrence time. Hence $D^*(x)$ is indeed a probability generating function, and with this choice for D we obtain that $U = U^*$ where

$$(23) \quad U^*(x) = \frac{1}{\mu(1 - x)}$$

from (21). Writing $U^*(x) = \sum_n u_n^* x^n$ we find that $u_n^* = \mu^{-1}$ for all n . That is to say, for the special choice of D^* , the corresponding sequence of the u_n^* is *constant*, so that the density of occurrences of H is constant as time passes. This special process is called a *stationary* recurrent-event process.

How relevant is the choice of D to the behaviour of u_n for large n ? Intuitively speaking, the choice of distribution of X_1 should not affect greatly the behaviour of the process over long time periods, and so one might expect that $u_n \rightarrow \mu^{-1}$ as $n \rightarrow \infty$, irrespective of the choice of D . This is indeed the case, so long as we rule out the possibility that there is 'periodicity' in the process. We call the process *non-arithmetic* if $\gcd\{n : \mathbb{P}(X_2 = n) > 0\} = 1$; certainly the process is non-arithmetic if, for example, $\mathbb{P}(X_2 = 1) > 0$. Note that gcd stands for greatest common divisor.

(24) Renewal theorem. *If the mean inter-occurrence time μ is finite and the process is non-arithmetic, then $u_n = \mathbb{P}(H_n)$ satisfies $u_n \rightarrow \mu^{-1}$ as $n \rightarrow \infty$.*

Sketch proof. The classical proof of this theorem is a purely analytical approach to the equation (21) (see Feller 1968, pp. 335–8). There is a much neater probabilistic proof using the technique of 'coupling'. We do not give a complete proof at this stage, but merely a sketch. The main idea is to introduce a second recurrent-event process, which is stationary

and independent of the first. Let $X = \{X_i : i \geq 1\}$ be the first and inter-occurrence times of the original process, and let $X^* = \{X_i^* : i \geq 1\}$ be another sequence of independent random variables, independent of X , such that X_2^*, X_3^*, \dots have the common distribution of X_2, X_3, \dots , and X_1^* has probability generating function D^* . Let H_n and H_n^* be the events that H occurs at time n in the first and second process (respectively), and let $T = \min\{n : H_n \cap H_n^* \text{ occurs}\}$ be the earliest time at which H occurs simultaneously in both processes. It may be shown that $T < \infty$ with probability 1, using the assumptions that $\mu < \infty$ and that the processes are non-arithmetic; it is intuitively natural that a coincidence occurs sooner or later, but this is not quite so easy to prove, and we omit a rigorous proof at this point, returning to complete the job in Example (5.10.21). The point is that, once the time T has passed, the non-stationary and stationary recurrent-event processes are indistinguishable from each other, since they have had simultaneous occurrences of H . That is to say, we have that

$$\begin{aligned} u_n &= \mathbb{P}(H_n | T \leq n)\mathbb{P}(T \leq n) + \mathbb{P}(H_n | T > n)\mathbb{P}(T > n) \\ &= \mathbb{P}(H_n^* | T \leq n)\mathbb{P}(T \leq n) + \mathbb{P}(H_n | T > n)\mathbb{P}(T > n) \end{aligned}$$

since, if $T \leq n$, then the two processes have already coincided and the (conditional) probability of H_n equals that of H_n^* . Similarly

$$u_n^* = \mathbb{P}(H_n^* | T \leq n)\mathbb{P}(T \leq n) + \mathbb{P}(H_n^* | T > n)\mathbb{P}(T > n),$$

so that $|u_n - u_n^*| \leq \mathbb{P}(T > n) \rightarrow 0$ as $n \rightarrow \infty$. However, $u_n^* = \mu^{-1}$ for all n , so that $u_n \rightarrow \mu^{-1}$ as $n \rightarrow \infty$. ■

Exercises for Section 5.2

1. Let X be the number of events in the sequence A_1, A_2, \dots, A_n which occur. Let $S_m = \mathbb{E}\binom{X}{m}$, the mean value of the random binomial coefficient $\binom{X}{m}$, and show that

$$\mathbb{P}(X \geq i) = \sum_{j=i}^n (-1)^{j-i} \binom{j-1}{i-1} S_j, \quad \text{for } 1 \leq i \leq n,$$

$$\text{where } S_m = \sum_{j=m}^n \binom{j-1}{m-1} \mathbb{P}(X \geq j), \quad \text{for } 1 \leq m \leq n.$$

2. Each person in a group of n people chooses another at random. Find the probability:

- that exactly k people are chosen by nobody,
- that at least k people are chosen by nobody.

3. Compounding.

- Let X have the Poisson distribution with parameter Y , where Y has the Poisson distribution with parameter μ . Show that $G_{X+Y}(x) = \exp\{\mu(xe^{x-1} - 1)\}$.
- Let X_1, X_2, \dots be independent identically distributed random variables with the *logarithmic* mass function

$$f(k) = \frac{(1-p)^k}{k \log(1/p)}, \quad k \geq 1,$$

where $0 < p < 1$. If N is independent of the X_i and has the Poisson distribution with parameter μ , show that $Y = \sum_{i=1}^N X_i$ has a negative binomial distribution.

4. Let X have the binomial distribution with parameters n and p , and show that

$$\mathbb{E}\left(\frac{1}{1+X}\right) = \frac{1 - (1-p)^{n+1}}{(n+1)p}.$$

Find the limit of this expression as $n \rightarrow \infty$ and $p \rightarrow 0$, the limit being taken in such a way that $np \rightarrow \lambda$ where $0 < \lambda < \infty$. Comment.

5. A coin is tossed repeatedly, and heads turns up with probability p on each toss. Let h_n be the probability of an even number of heads in the first n tosses, with the convention that 0 is an even number. Find a difference equation for the h_n and deduce that they have generating function $\frac{1}{2}\{(1+2ps-s)^{-1} + (1-s)^{-1}\}$.

6. An unfair coin is flipped repeatedly, where $\mathbb{P}(H) = p = 1 - q$. Let X be the number of flips until HTH first appears, and Y the number of flips until either HTH or THT appears. Show that $\mathbb{E}(s^X) = (p^2qs^3)/(1-s+pq^2s^2 - pq^2s^3)$ and find $\mathbb{E}(s^Y)$.

7. **Matching again.** The pile of (by now dog-eared) letters is dropped again and enveloped at random, yielding X_n matches. Show that $\mathbb{P}(X_n = j) = (j+1)\mathbb{P}(X_{n+1} = j+1)$. Deduce that the derivatives of the $G_n(s) = \mathbb{E}(s^{X_n})$ satisfy $G'_{n+1} = G_n$, and hence derive the conclusion of Example (3.4.3), namely:

$$\mathbb{P}(X_n = r) = \frac{1}{r!} \left(\frac{1}{2!} - \frac{1}{3!} + \cdots + \frac{(-1)^{n-r}}{(n-r)!} \right).$$

8. Let X have a Poisson distribution with parameter Λ , where Λ is exponential with parameter μ . Show that X has a geometric distribution.

9. **Coupons.** Recall from Exercise (3.3.2) that each packet of an overpriced commodity contains a worthless plastic object. There are four types of object, and each packet is equally likely to contain any of the four. Let T be the number of packets you open until you first have the complete set. Find $\mathbb{E}(s^T)$ and $\mathbb{P}(T = k)$.

5.3 Random walk

Generating functions are particularly valuable when studying random walks. As before, we suppose that X_1, X_2, \dots are independent random variables, each taking the value 1 with probability p , and -1 otherwise, and we write $S_n = \sum_{i=1}^n X_i$; the sequence $S = \{S_i : i \geq 0\}$ is a simple random walk starting at the origin. Natural questions of interest concern the sequence of random times at which the particle subsequently returns to the origin. To describe this sequence we need only find the distribution of the time until the particle returns for the first time, since subsequent times between consecutive visits to the origin are independent copies of this.

Let $p_0(n) = \mathbb{P}(S_n = 0)$ be the probability of being at the origin after n steps, and let $f_0(n) = \mathbb{P}(S_1 \neq 0, \dots, S_{n-1} \neq 0, S_n = 0)$ be the probability that the first return occurs after n steps. Denote the generating functions of these sequences by

$$P_0(s) = \sum_{n=0}^{\infty} p_0(n)s^n, \quad F_0(s) = \sum_{n=1}^{\infty} f_0(n)s^n.$$

F_0 is the probability generating function of the random time T_0 until the particle makes its first return to the origin. That is $F_0(s) = \mathbb{E}(s^{T_0})$. Take care here: T_0 may be defective, and so it may be the case that $F_0(1) = \mathbb{P}(T_0 < \infty)$ satisfies $F_0(1) < 1$.

(1) Theorem. *We have that:*

$$(a) P_0(s) = 1 + P_0(s)F_0(s),$$

$$(b) P_0(s) = (1 - 4pqs^2)^{-\frac{1}{2}},$$

$$(c) F_0(s) = 1 - (1 - 4pqs^2)^{\frac{1}{2}}.$$

Proof. (a) Let A be the event that $S_n = 0$, and let B_k be the event that the first return to the origin happens at the k th step. Clearly the B_k are disjoint and so, by Lemma (1.4.4),

$$\mathbb{P}(A) = \sum_{k=1}^n \mathbb{P}(A \mid B_k)\mathbb{P}(B_k).$$

However, $\mathbb{P}(B_k) = f_0(k)$ and $\mathbb{P}(A \mid B_k) = p_0(n - k)$ by temporal homogeneity, giving

$$(2) \quad p_0(n) = \sum_{k=1}^n p_0(n - k)f_0(k) \quad \text{if } n \geq 1.$$

Multiply (2) by s^n , sum over n remembering that $p_0(0) = 1$, and use the convolution property of generating functions to obtain $P_0(s) = 1 + P_0(s)F_0(s)$.

(b) $S_n = 0$ if and only if the particle takes equal numbers of steps to the left and to the right during its first n steps. The number of ways in which it can do this is $\binom{n}{\frac{1}{2}n}$ and each such way occurs with probability $(pq)^{n/2}$, giving

$$(3) \quad p_0(n) = \binom{n}{\frac{1}{2}n}(pq)^{n/2}.$$

We have that $p_0(n) = 0$ if n is odd. This sequence (3) has the required generating function $P_0(s)$.

(c) This follows immediately from (a) and (b). ■

(4) Corollary.

(a) *The probability that the particle ever returns to the origin is*

$$\sum_{n=1}^{\infty} f_0(n) = F_0(1) = 1 - |p - q|.$$

(b) *If eventual return is certain, that is $F_0(1) = 1$ and $p = \frac{1}{2}$, then the expected time to the first return is*

$$\sum_{n=1}^{\infty} nf_0(n) = F_0'(1) = \infty.$$

We call the process *persistent* (or *recurrent*) if eventual return to the origin is (almost) certain; otherwise it is called *transient*. It is immediately obvious from (4a) that the process is persistent if and only if $p = \frac{1}{2}$. This is consistent with our intuition, which suggests that if $p > \frac{1}{2}$ or $p < \frac{1}{2}$, then the particle tends to stray a long way to the right or to the left of the origin respectively. Even when $p = \frac{1}{2}$ the time until first return has infinite mean.

Proof. (a) Let $s \uparrow 1$ in (1c), and remember equation (5.1.30).

(b) Eventual return is certain if and only if $p = \frac{1}{2}$. But then the generating function of the time T_0 to the first return is $F_0(s) = 1 - (1 - s^2)^{\frac{1}{2}}$ and $\mathbb{E}(T_0) = \lim_{s \uparrow 1} F_0'(s) = \infty$. ■

Now let us consider the times of visits to the point r . Define

$$f_r(n) = \mathbb{P}(S_1 \neq r, \dots, S_{n-1} \neq r, S_n = r)$$

to be the probability that the first such visit occurs at the n th step, with generating function $F_r(s) = \sum_{n=1}^{\infty} f_r(n)s^n$.

(5) Theorem. We have that:

- (a) $F_r(s) = [F_1(s)]^r$ for $r \geq 1$,
- (b) $F_1(s) = [1 - (1 - 4pqs^2)^{\frac{1}{2}}]/(2qs)$.

Proof. (a) The same argument which yields (2) also shows that

$$f_r(n) = \sum_{k=1}^{n-1} f_{r-1}(n-k)f_1(k) \quad \text{if } r > 1.$$

Multiply by s^n and sum over n to obtain

$$F_r(s) = F_{r-1}(s)F_1(s) = F_1(s)^r.$$

We could have written this out in terms of random variables instead of probabilities, and then used Theorem (5.1.23). To see this, let $T_r = \min\{n : S_n = r\}$ be the number of steps taken before the particle reaches r for the first time (T_r may equal $+\infty$ if $r > 0$ and $p < \frac{1}{2}$ or if $r < 0$ and $p > \frac{1}{2}$). In order to visit r , the particle must first visit the point 1; this requires T_1 steps. After visiting 1 the particle requires a further number, $T_{1,r}$ say, of steps to reach r ; $T_{1,r}$ is distributed in the manner of T_{r-1} by ‘spatial homogeneity’. Thus

$$T_r = \begin{cases} \infty & \text{if } T_1 = \infty, \\ T_1 + T_{1,r} & \text{if } T_1 < \infty, \end{cases}$$

and the result follows from (5.1.23). Some difficulties arise from the possibility that $T_1 = \infty$, but these are resolved fairly easily (*exercise*).

(b) Condition on X_1 to obtain, for $n > 1$,

$$\begin{aligned} \mathbb{P}(T_1 = n) &= \mathbb{P}(T_1 = n \mid X_1 = 1)p + \mathbb{P}(T_1 = n \mid X_1 = -1)q \\ &= 0 \cdot p + \mathbb{P}(\text{first visit to 1 takes } n - 1 \text{ steps} \mid S_0 = -1) \cdot q \\ & & & \text{by temporal homogeneity} \\ &= \mathbb{P}(T_2 = n - 1)q & & \text{by spatial homogeneity} \\ &= qf_2(n - 1). \end{aligned}$$

Therefore $f_1(n) = qf_2(n - 1)$ if $n > 1$, and $f_1(1) = p$. Multiply by s^n and sum to obtain

$$F_1(s) = ps + sqF_2(s) = ps + qsF_1(s)^2$$

by (a). Solve this quadratic to find its two roots. Only one can be a probability generating function; why? (Hint: $F_1(0) = 0$.) ■

(6) Corollary. *The probability that the walk ever visits the positive part of the real axis is*

$$F_1(1) = \frac{1 - |p - q|}{2q} = \min\{1, p/q\}.$$

Knowledge of Theorem (5) enables us to calculate $F_0(s)$ directly without recourse to (1). The method of doing this relies upon a symmetry within the collection of paths which may be followed by a random walk. Condition on the value of X_1 as usual to obtain

$$f_0(n) = qf_1(n - 1) + pf_{-1}(n - 1)$$

and thus

$$F_0(s) = qsF_1(s) + psF_{-1}(s).$$

We need to find $F_{-1}(s)$. Consider any possible path π that the particle may have taken to arrive at the point -1 and replace each step in the path by its mirror image, positive steps becoming negative and negative becoming positive, to obtain a path π^* which ends at $+1$. This operation of reflection provides a one–one correspondence between the collection of paths ending at -1 and the collection of paths ending at $+1$. If $\mathbb{P}(\pi; p, q)$ is the probability that the particle follows π when each step is to the right with probability p , then $\mathbb{P}(\pi; p, q) = \mathbb{P}(\pi^*; q, p)$; thus

$$F_{-1}(s) = \frac{1 - (1 - 4pqs^2)^{\frac{1}{2}}}{2ps},$$

giving that $F_0(s) = 1 - (1 - 4pqs^2)^{\frac{1}{2}}$ as before.

We made use in the last paragraph of a version of the reflection principle discussed in Section 3.10. Generally speaking, results obtained using the reflection principle may also be obtained using generating functions, sometimes in greater generality than before. Consider for example the hitting time theorem (3.10.14): the mass function of the time T_b of the first visit of S to the point b is given by

$$\mathbb{P}(T_b = n) = \frac{|b|}{n} \mathbb{P}(S_n = b) \quad \text{if } n \geq 1.$$

We shall state and prove a version of this for random walks of a more general nature. Consider a sequence X_1, X_2, \dots of independent identically distributed random variables taking values in the integers (positive and negative). We may think of $S_n = X_1 + X_2 + \dots + X_n$ as being the n th position of a random walk which takes steps X_i ; for the simple random walk, each X_i is required to take the values ± 1 only. We call a random walk *right-continuous* (respectively *left-continuous*) if $\mathbb{P}(X_i \leq 1) = 1$ (respectively $\mathbb{P}(X_i \geq -1) = 1$), which is to say that the maximum rightward (respectively leftward) step is no greater than 1. In order to avoid certain situations of no interest, we shall consider only right-continuous walks (respectively left-continuous walks) for which $\mathbb{P}(X_i = 1) > 0$ (respectively $\mathbb{P}(X_i = -1) > 0$).

(7) Hitting time theorem. *Assume that S is a right-continuous random walk, and let T_b be the first hitting time of the point b . Then*

$$\mathbb{P}(T_b = n) = \frac{b}{n} \mathbb{P}(S_n = b) \quad \text{for } b, n \geq 1.$$

For left-continuous walks, the conclusion becomes

$$(8) \quad \mathbb{P}(T_{-b} = n) = \frac{b}{n} \mathbb{P}(S_n = -b) \quad \text{for } b, n \geq 1.$$

Proof. We introduce the functions

$$G(z) = \mathbb{E}(z^{-X_1}) = \sum_{n=-\infty}^1 z^{-n} \mathbb{P}(X_1 = n), \quad F_b(z) = \mathbb{E}(z^{T_b}) = \sum_{n=0}^{\infty} z^n \mathbb{P}(T_b = n).$$

These are functions of the complex variable z . The function $G(z)$ has a simple pole at the origin, and the sum defining $F_b(z)$ converges for $|z| < 1$.

Since the walk is assumed to be right-continuous, in order to reach b (where $b > 0$) it must pass through the points $1, 2, \dots, b-1$. The argument leading to (5a) may therefore be applied, and we find that

$$(9) \quad F_b(z) = F_1(z)^b \quad \text{for } b \geq 1.$$

The argument leading to (5b) may be expressed as

$$F_1(z) = \mathbb{E}(z^{T_1}) = \mathbb{E}(\mathbb{E}(z^{T_1} \mid X_1)) = \mathbb{E}(z^{1+T_J}) \quad \text{where } J = 1 - X_1$$

since, conditional on X_1 , the further time required to reach 1 has the same distribution as T_{1-X_1} . Now $1 - X_1 \geq 0$, and therefore

$$F_1(z) = z \mathbb{E}(F_{1-X_1}(z)) = z \mathbb{E}(F_1(z)^{1-X_1}) = z F_1(z) G(F_1(z)),$$

yielding

$$(10) \quad z = \frac{1}{G(w)}$$

where

$$(11) \quad w = w(z) = F_1(z).$$

Inverting (10) to find $F_1(z)$, and hence $F_b(z) = F_1(z)^b$, is a standard exercise in complex analysis using what is called Lagrange's inversion formula.

(12) Theorem. Lagrange's inversion formula. *Let $z = w/f(w)$ where $w/f(w)$ is an analytic function of w on a neighbourhood of the origin. If g is infinitely differentiable, then*

$$(13) \quad g(w(z)) = g(0) + \sum_{n=1}^{\infty} \frac{1}{n!} z^n \left[\frac{d^{n-1}}{du^{n-1}} [g'(u) f(u)^n] \right]_{u=0}.$$

We apply this as follows. Define $w = F_1(z)$ and $f(w) = wG(w)$, so that (10) becomes $z = w/f(w)$. Note that $f(w) = \mathbb{E}(w^{1-X_1})$ which, by the right-continuity of the walk, is a power series in w which converges for $|w| < 1$. Also $f(0) = \mathbb{P}(X_1 = 1) > 0$, and hence

$w/f(w)$ is analytic on a neighbourhood of the origin. We set $g(w) = w^b (= F_1(z)^b = F_b(z)$, by (9)). The inversion formula now yields

$$(14) \quad F_b(z) = g(w(z)) = g(0) + \sum_{n=1}^{\infty} \frac{1}{n!} z^n D_n$$

where

$$D_n = \left. \frac{d^{n-1}}{du^{n-1}} [bu^{b-1}u^n G(u)^n] \right|_{u=0}.$$

We pick out the coefficient of z^n in (14) to obtain

$$(15) \quad \mathbb{P}(T_b = n) = \frac{1}{n!} D_n \quad \text{for } n \geq 1.$$

Now $G(u)^n = \sum_{i=-\infty}^n u^{-i} \mathbb{P}(S_n = i)$, so that

$$D_n = \left. \frac{d^{n-1}}{du^{n-1}} \left(b \sum_{i=-\infty}^n u^{b+n-1-i} \mathbb{P}(S_n = i) \right) \right|_{u=0} = b(n-1)! \mathbb{P}(S_n = b),$$

which may be combined with (15) as required. ■

Once we have the hitting time theorem, we are in a position to derive a magical result called Spitzer's identity, relating the distributions of the maxima of a random walk to those of the walk itself. This identity is valid in considerable generality; the proof given here uses the hitting time theorem, and is therefore valid only for right-continuous walks (and *mutatis mutandis* for left-continuous walks and their minima).

(16) Theorem. Spitzer's identity. *Assume that S is a right-continuous random walk, and let $M_n = \max\{S_i : 0 \leq i \leq n\}$ be the maximum of the walk up to time n . Then, for $|s|, |t| < 1$,*

$$(17) \quad \log \left(\sum_{n=0}^{\infty} t^n \mathbb{E}(s^{M_n}) \right) = \sum_{n=1}^{\infty} \frac{1}{n} t^n \mathbb{E}(s^{S_n^+})$$

where $S_n^+ = \max\{0, S_n\}$ as usual.

This curious and remarkable identity relates the generating function of the probability generating functions of the maxima M_n to the corresponding object for S_n^+ . It contains full information about the distributions of the maxima.

Proof. Writing $f_j(n) = \mathbb{P}(T_j = n)$ as in Section 3.10, we have that

$$(18) \quad \mathbb{P}(M_n = k) = \sum_{j=0}^n f_k(j) \mathbb{P}(T_1 > n - j) \quad \text{for } k \geq 0,$$

since $M_n = k$ if the passage to k occurs at some time j ($\leq n$), and in addition the walk does not rise above k during the next $n - j$ steps; remember that $T_1 = \infty$ if no visit to 1 takes place. Multiply throughout (18) by $s^k t^n$ (where $|s|, |t| \leq 1$) and sum over $k, n \geq 0$ to obtain

$$\sum_{n=0}^{\infty} t^n \mathbb{E}(s^{M_n}) = \sum_{k=0}^{\infty} s^k \left(\sum_{n=0}^{\infty} t^n \mathbb{P}(M_n = k) \right) = \sum_{k=0}^{\infty} s^k F_k(t) \left(\frac{1 - F_1(t)}{1 - t} \right),$$

by the convolution formula for generating functions. We have used the result of Exercise (5.1.2) here; as usual, $F_k(t) = \mathbb{E}(t^{T_k})$. Now $F_k(t) = F_1(t)^k$, by (9), and therefore

$$(19) \quad \sum_{n=0}^{\infty} t^n \mathbb{E}(s^{M_n}) = D(s, t)$$

where

$$(20) \quad D(s, t) = \frac{1 - F_1(t)}{(1-t)(1-sF_1(t))}.$$

We shall find $D(s, t)$ by finding an expression for $\partial D/\partial t$ and integrating with respect to t .

By the hitting time theorem, for $n \geq 0$,

$$(21) \quad n\mathbb{P}(T_1 = n) = \mathbb{P}(S_n = 1) = \sum_{j=0}^n \mathbb{P}(T_1 = j)\mathbb{P}(S_{n-j} = 0),$$

as usual; multiply throughout by t^n and sum over n to obtain that $tF_1'(t) = F_1(t)P_0(t)$. Hence

$$(22) \quad \begin{aligned} \frac{\partial}{\partial t} \log[1 - sF_1(t)] &= \frac{-sF_1'(t)}{1 - sF_1(t)} = -\frac{s}{t} F_1(t) P_0(t) \sum_{k=0}^{\infty} s^k F_1(t)^k \\ &= -\sum_{k=1}^{\infty} \frac{s^k}{t} F_k(t) P_0(t) \end{aligned}$$

by (9). Now $F_k(t)P_0(t)$ is the generating function of the sequence

$$\sum_{j=0}^n \mathbb{P}(T_k = j)\mathbb{P}(S_{n-j} = 0) = \mathbb{P}(S_n = k)$$

as in (21), which implies that

$$\frac{\partial}{\partial t} \log[1 - sF_1(t)] = -\sum_{n=1}^{\infty} t^{n-1} \sum_{k=1}^{\infty} s^k \mathbb{P}(S_n = k).$$

Hence

$$\begin{aligned} \frac{\partial}{\partial t} \log D(s, t) &= -\frac{\partial}{\partial t} \log(1-t) + \frac{\partial}{\partial t} \log[1 - F_1(t)] - \frac{\partial}{\partial t} \log[1 - sF_1(t)] \\ &= \sum_{n=1}^{\infty} t^{n-1} \left(1 - \sum_{k=1}^{\infty} \mathbb{P}(S_n = k) + \sum_{k=1}^{\infty} s^k \mathbb{P}(S_n = k) \right) \\ &= \sum_{n=1}^{\infty} t^{n-1} \left(\mathbb{P}(S_n \leq 0) + \sum_{k=1}^{\infty} s^k \mathbb{P}(S_n = k) \right) = \sum_{n=1}^{\infty} t^{n-1} \mathbb{E}(s^{S_n^+}). \end{aligned}$$

Integrate over t , noting that both sides of (19) equal 1 when $t = 0$, to obtain (17). ■

For our final example of the use of generating functions, we return to simple random walk, for which each jump equals 1 or -1 with probabilities p and $q = 1 - p$. Suppose that we are told that $S_{2n} = 0$, so that the walk is ‘tied down’, and we ask for the number of steps of the walk which were not within the negative half-line. In the language of gambling, L_{2n} is the amount of time that the gambler was ahead of the bank. In the arc sine law for sojourn times, Theorem (3.10.21), we explored the distribution of L_{2n} without imposing the condition that $S_{2n} = 0$. Given that $S_{2n} = 0$, we might think that L_{2n} would be about n , but, as can often happen, the contrary turns out to be the case.

(23) Theorem. Leads for tied-down random walk. *For the simple random walk S ,*

$$\mathbb{P}(L_{2n} = 2k \mid S_{2n} = 0) = \frac{1}{n+1}, \quad k = 0, 1, 2, \dots, n.$$

Thus each possible value of L_{2n} is equally likely. Unlike the related results of Section 3.10, we prove this using generating functions. Note that the distribution of L_{2n} does not depend on the value of p . This is not surprising since, conditional on $\{S_{2n} = 0\}$, the joint distribution of S_0, S_1, \dots, S_{2n} does not depend on p (*exercise*).

Proof. Assume $|s|, |t| < 1$, and define $G_{2n}(s) = \mathbb{E}(s^{L_{2n}} \mid S_{2n} = 0)$, $F_0(s) = \mathbb{E}(s^{T_0})$, and the bivariate generating function

$$H(s, t) = \sum_{n=0}^{\infty} t^{2n} \mathbb{P}(S_{2n} = 0) G_{2n}(s).$$

By conditioning on the time of the first return to the origin,

$$(24) \quad G_{2n}(s) = \sum_{r=1}^n \mathbb{E}(s^{L_{2n}} \mid S_{2n} = 0, T_0 = 2r) \mathbb{P}(T_0 = 2r \mid S_{2n} = 0).$$

We may assume without loss of generality that $p = q = \frac{1}{2}$, so that

$$\mathbb{E}(s^{L_{2n}} \mid S_{2n} = 0, T_0 = 2r) = G_{2n-2r}(s) \left(\frac{1}{2} + \frac{1}{2} s^{2r} \right),$$

since, under these conditions, L_{2r} has (conditional) probability $\frac{1}{2}$ of being equal to either 0 or $2r$. Also

$$\mathbb{P}(T_0 = 2r \mid S_{2n} = 0) = \frac{\mathbb{P}(T_0 = 2r) \mathbb{P}(S_{2n-2r} = 0)}{\mathbb{P}(S_{2n} = 0)},$$

so that (24) becomes

$$G_{2n}(s) = \sum_{r=1}^n \frac{[G_{2n-2r}(s) \mathbb{P}(S_{2n-2r} = 0)] \left[\frac{1}{2} (1 + s^{2r}) \mathbb{P}(T_0 = 2r) \right]}{\mathbb{P}(S_{2n} = 0)}.$$

Multiply throughout by $t^{2n} \mathbb{P}(S_{2n} = 0)$ and sum over $n \geq 1$, to find that

$$H(s, t) - 1 = \frac{1}{2} H(s, t) [F_0(t) + F_0(st)].$$

Hence

$$\begin{aligned} H(s, t) &= \frac{2}{\sqrt{1-t^2} + \sqrt{1-s^2t^2}} = \frac{2[\sqrt{1-s^2t^2} - \sqrt{1-t^2}]}{t^2(1-s^2)} \\ &= \sum_{n=0}^{\infty} t^{2n} \mathbb{P}(S_{2n} = 0) \left(\frac{1-s^{2n+2}}{(n+1)(1-s^2)} \right) \end{aligned}$$

after a little work using (1b). We deduce that $G_{2n}(s) = \sum_{k=0}^n (n+1)^{-1} s^{2k}$, and the proof is finished. ■

Exercises for Section 5.3

- For a simple random walk S with $S_0 = 0$ and $p = 1 - q < \frac{1}{2}$, show that the maximum $M = \max\{S_n : n \geq 0\}$ satisfies $\mathbb{P}(M \geq r) = (p/q)^r$ for $r \geq 0$.
- Use generating functions to show that, for a symmetric random walk,
 - $2k f_0(2k) = \mathbb{P}(S_{2k-2} = 0)$ for $k \geq 1$, and
 - $\mathbb{P}(S_1 S_2 \cdots S_{2n} \neq 0) = \mathbb{P}(S_{2n} = 0)$ for $n \geq 1$.
- A particle performs a random walk on the corners of the square ABCD. At each step, the probability of moving from corner c to corner d equals ρ_{cd} , where

$$\rho_{AB} = \rho_{BA} = \rho_{CD} = \rho_{DC} = \alpha, \quad \rho_{AD} = \rho_{DA} = \rho_{BC} = \rho_{CB} = \beta,$$

and $\alpha, \beta > 0, \alpha + \beta = 1$. Let $G_A(s)$ be the generating function of the sequence $(p_{AA}(n) : n \geq 0)$, where $p_{AA}(n)$ is the probability that the particle is at A after n steps, having started at A. Show that

$$G_A(s) = \frac{1}{2} \left\{ \frac{1}{1-s^2} + \frac{1}{1-|\beta-\alpha|2s^2} \right\}.$$

Hence find the probability generating function of the time of the first return to A.

- A particle performs a symmetric random walk in two dimensions starting at the origin: each step is of unit length and has equal probability $\frac{1}{4}$ of being northwards, southwards, eastwards, or westwards. The particle first reaches the line $x + y = m$ at the point (X, Y) and at the time T . Find the probability generating functions of T and $X - Y$, and state where they converge.
- Derive the arc sine law for sojourn times, Theorem (3.10.21), using generating functions. That is to say, let L_{2n} be the length of time spent (up to time $2n$) by a simple symmetric random walk to the right of its starting point. Show that

$$\mathbb{P}(L_{2n} = 2k) = \mathbb{P}(S_{2k} = 0) \mathbb{P}(S_{2n-2k} = 0) \quad \text{for } 0 \leq k \leq n.$$

- Let $\{S_n : n \geq 0\}$ be a simple symmetric random walk with $S_0 = 0$, and let $T = \min\{n > 0 : S_n = 0\}$. Show that

$$\mathbb{E}(\min\{T, 2m\}) = 2\mathbb{E}|S_{2m}| = 4m\mathbb{P}(S_{2m} = 0) \quad \text{for } m \geq 0.$$

- Let $S_n = \sum_{r=0}^n X_r$ be a left-continuous random walk on the integers with a retaining barrier at zero. More specifically, we assume that the X_r are identically distributed integer-valued random variables with $X_1 \geq -1, \mathbb{P}(X_1 = 0) \neq 0$, and

$$S_{n+1} = \begin{cases} S_n + X_{n+1} & \text{if } S_n > 0, \\ S_n + X_{n+1} + 1 & \text{if } S_n = 0. \end{cases}$$

Show that the distribution of S_0 may be chosen in such a way that $\mathbb{E}(z^{S_n}) = \mathbb{E}(z^{S_0})$ for all n , if and only if $\mathbb{E}(X_1) < 0$, and in this case

$$\mathbb{E}(z^{S_n}) = \frac{(1-z)\mathbb{E}(X_1)\mathbb{E}(z^{X_1})}{1-\mathbb{E}(z^{X_1})}.$$

8. Consider a simple random walk starting at 0 in which each step is to the right with probability $p (= 1 - q)$. Let T_b be the number of steps until the walk first reaches b where $b > 0$. Show that $\mathbb{E}(T_b | T_b < \infty) = b/|p - q|$.

5.4 Branching processes

Besides gambling, many probabilists have been interested in reproduction. Accurate models for the evolution of a population are notoriously difficult to handle, but there are simpler non-trivial models which are both tractable and mathematically interesting. The branching process is such a model. Suppose that a population evolves in generations, and let Z_n be the number of members of the n th generation. Each member of the n th generation gives birth to a family, possibly empty, of members of the $(n + 1)$ th generation; the size of this family is a random variable. We shall make the following assumptions about these family sizes:

- the family sizes of the individuals of the branching process form a collection of independent random variables;
- all family sizes have the same probability mass function f and generating function G .

These assumptions, together with information about the distribution of the number Z_0 of founding members, specify the random evolution of the process. We assume here that $Z_0 = 1$. There is nothing notably human about this model, which may be just as suitable a description for the growth of a population of cells, or for the increase of neutrons in a reactor, or for the spread of an epidemic in some population. See Figure 5.1 for a picture of a branching process.

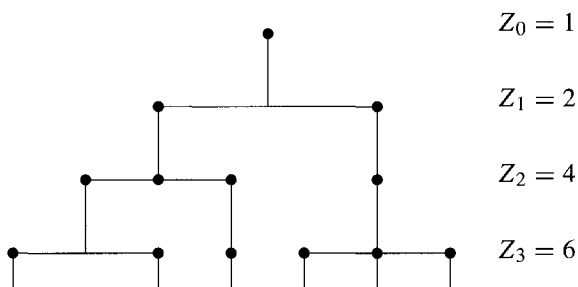


Figure 5.1. The family tree of a branching process.

We are interested in the random sequence Z_0, Z_1, \dots of generation sizes. Let $G_n(s) = \mathbb{E}(s^{Z_n})$ be the generating function of Z_n .

(1) Theorem. *It is the case that $G_{m+n}(s) = G_m(G_n(s)) = G_n(G_m(s))$, and thus $G_n(s) = G(G(\dots(G(s))\dots))$ is the n -fold iterate of G .*

Proof. Each member of the $(m + n)$ th generation has a unique ancestor in the m th generation. Thus

$$Z_{m+n} = X_1 + X_2 + \dots + X_{Z_m}$$

where X_i is the number of members of the $(m+n)$ th generation which stem from the i th member of the m th generation. This is the sum of a random number Z_m of variables. These variables are independent by assumption (a); furthermore, by assumption (b) they are identically distributed with the same distribution as the number Z_n of the n th-generation offspring of the first individual in the process. Now use Theorem (5.1.25) to obtain $G_{m+n}(s) = G_m(G_{X_1}(s))$ where $G_{X_1}(s) = G_n(s)$. Iterate this relation to obtain

$$G_n(s) = G_1(G_{n-1}(s)) = G_1(G_1(G_{n-2}(s))) = G_1(G_1(\dots(G_1(s))\dots))$$

and notice that $G_1(s)$ is what we called $G(s)$. ■

In principle, Theorem (1) tells us all about Z_n and its distribution, but in practice $G_n(s)$ may be hard to evaluate. The moments of Z_n , at least, may be routinely computed in terms of the moments of a typical family size Z_1 . For example:

(2) **Lemma.** Let $\mu = \mathbb{E}(Z_1)$ and $\sigma^2 = \text{var}(Z_1)$. Then

$$\mathbb{E}(Z_n) = \mu^n, \quad \text{var}(Z_n) = \begin{cases} n\sigma^2 & \text{if } \mu = 1, \\ \frac{\sigma^2(\mu^n - 1)\mu^{n-1}}{\mu - 1} & \text{if } \mu \neq 1. \end{cases}$$

Proof. Differentiate $G_n(s) = G(G_{n-1}(s))$ once at $s = 1$ to obtain $\mathbb{E}(Z_n) = \mu\mathbb{E}(Z_{n-1})$; by iteration, $\mathbb{E}(Z_n) = \mu^n$. Differentiate twice to obtain

$$G_n''(1) = G''(1)G_{n-1}'(1)^2 + G'(1)G_{n-1}''(1)$$

and use equation (5.1.19) to obtain the second result. ■

(3) **Example. Geometric branching.** Suppose that each family size has the mass function $f(k) = qp^k$, for $k \geq 0$, where $q = 1 - p$. Then $G(s) = q(1 - ps)^{-1}$, and each family size is one member less than a geometric variable. We can show by induction that

$$G_n(s) = \begin{cases} \frac{n - (n-1)s}{n+1 - ns} & \text{if } p = q = \frac{1}{2}, \\ \frac{q[p^n - q^n - ps(p^{n-1} - q^{n-1})]}{p^{n+1} - q^{n+1} - ps(p^n - q^n)} & \text{if } p \neq q. \end{cases}$$

This result can be useful in providing inequalities for more general distributions. What can we say about the behaviour of this process after many generations? In particular, does it eventually become extinct, or, conversely, do all generations have non-zero size? For this example, we can answer this question from a position of strength since we know $G_n(s)$ in closed form. In fact

$$\mathbb{P}(Z_n = 0) = G_n(0) = \begin{cases} \frac{n}{n+1} & \text{if } p = q, \\ \frac{q(p^n - q^n)}{p^{n+1} - q^{n+1}} & \text{if } p \neq q. \end{cases}$$

Let $n \rightarrow \infty$ to obtain

$$\mathbb{P}(Z_n = 0) \rightarrow \mathbb{P}(\text{ultimate extinction}) = \begin{cases} 1 & \text{if } p \leq q, \\ q/p & \text{if } p > q. \end{cases}$$

We have used Lemma (1.3.5) here surreptitiously, since

$$(4) \quad \{\text{ultimate extinction}\} = \bigcup_n \{Z_n = 0\}$$

and $A_n = \{Z_n = 0\}$ satisfies $A_n \subseteq A_{n+1}$. ●

We saw in this example that extinction occurs almost surely if and only if $\mu = \mathbb{E}(Z_1) = p/q$ satisfies $\mathbb{E}(Z_1) \leq 1$. This is a very natural condition; it seems reasonable that if $\mathbb{E}(Z_n) = \mathbb{E}(Z_1)^n \leq 1$ then $Z_n = 0$ sooner or later. Actually this result holds in general.

(5) Theorem. *As $n \rightarrow \infty$, $\mathbb{P}(Z_n = 0) \rightarrow \mathbb{P}(\text{ultimate extinction}) = \eta$, say, where η is the smallest non-negative root of the equation $s = G(s)$. Also, $\eta = 1$ if $\mu < 1$, and $\eta < 1$ if $\mu > 1$. If $\mu = 1$ then $\eta = 1$ so long as the family-size distribution has strictly positive variance.*

Proof†. Let $\eta_n = \mathbb{P}(Z_n = 0)$. Then, by (1),

$$\eta_n = G_n(0) = G(G_{n-1}(0)) = G(\eta_{n-1}).$$

In the light of the remarks about equation (4) we know that $\eta_n \uparrow \eta$, and the continuity of G guarantees that $\eta = G(\eta)$. We show next that if ψ is any non-negative root of the equation $s = G(s)$ then $\eta \leq \psi$. Note that G is non-decreasing on $[0, 1]$ and so

$$\eta_1 = G(0) \leq G(\psi) = \psi.$$

Similarly

$$\eta_2 = G(\eta_1) \leq G(\psi) = \psi$$

and hence, by induction, $\eta_n \leq \psi$ for all n , giving $\eta \leq \psi$. Thus η is the smallest non-negative root of the equation $s = G(s)$.

To verify the second assertion of the theorem, we need the fact that G is convex on $[0, 1]$. This holds because

$$G''(s) = \mathbb{E}[Z_1(Z_1 - 1)s^{Z_1-2}] \geq 0 \quad \text{if } s \geq 0.$$

So G is convex and non-decreasing on $[0, 1]$ with $G(1) = 1$. We can verify that the two curves $y = G(s)$ and $y = s$ generally have two intersections in $[0, 1]$, and these occur at $s = \eta$ and $s = 1$. A glance at Figure 5.2 (and a more analytical verification) tells us that these intersections are coincident if $\mu = G'(1) < 1$. On the other hand, if $\mu > 1$ then these two intersections are not coincident. In the special case when $\mu = 1$ we need to distinguish between the non-random case in which $\sigma^2 = 0$, $G(s) = s$, and $\eta = 0$, and the random case in which $\sigma^2 > 0$, $G(s) > s$ for $0 \leq s < 1$, and $\eta = 1$. ■

†This method of solution was first attempted by H. W. Watson in 1873 in response to a challenge posed by F. Galton in the April 1 edition of the Educational Times. For this reason, a branching process is sometimes termed a ‘Galton–Watson process’. The correct solution in modern format was supplied by J. F. Steffensen in 1930; I. J. Bienaymé and J. B. S. Haldane had earlier realized what the extinction probability should be, but failed to provide the required reasoning.

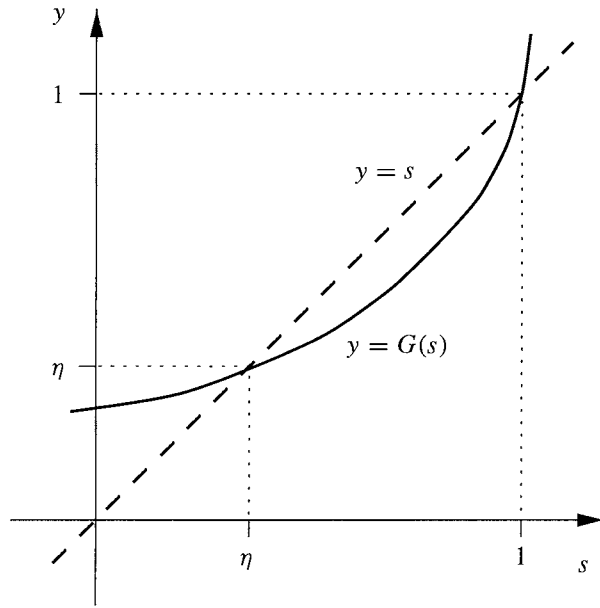


Figure 5.2. A sketch of $G(s)$ showing the roots of the equation $G(s) = s$.

We have seen that, for large n , the n th generation is empty with probability approaching η . However, what if the process does *not* die out? If $\mathbb{E}(Z_1) > 1$ then $\eta < 1$ and extinction is not certain. Indeed $\mathbb{E}(Z_n)$ grows geometrically as $n \rightarrow \infty$, and it can be shown that

$$\mathbb{P}(Z_n \rightarrow \infty \mid \text{non-extinction}) = 1$$

when this conditional probability is suitably interpreted. To see just how fast Z_n grows, we define $W_n = Z_n/\mathbb{E}(Z_n)$ where $\mathbb{E}(Z_n) = \mu^n$, and we suppose that $\mu > 1$. Easy calculations show that

$$\mathbb{E}(W_n) = 1, \quad \text{var}(W_n) = \frac{\sigma^2(1 - \mu^{-n})}{\mu^2 - \mu} \rightarrow \frac{\sigma^2}{\mu^2 - \mu} \quad \text{as } n \rightarrow \infty,$$

and it seems that W_n may have some non-trivial limit[†], called W say. In order to study W , define $g_n(s) = \mathbb{E}(s^{W_n})$. Then

$$g_n(s) = \mathbb{E}(s^{Z_n \mu^{-n}}) = G_n(s^{\mu^{-n}})$$

and (1) shows that g_n satisfies the functional recurrence relation

$$g_n(s) = G(g_{n-1}(s^{1/\mu})).$$

Now, as $n \rightarrow \infty$, we have that $W_n \rightarrow W$ and $g_n(s) \rightarrow g(s) = \mathbb{E}(s^W)$, and we obtain

(6)
$$g(s) = G(g(s^{1/\mu}))$$

[†]We are asserting that the sequence $\{W_n\}$ of variables converges to a limit variable W . The convergence of random variables is a complicated topic described in Chapter 7. We overlook the details for the moment.

by abandoning some of our current notions of mathematical rigour. This functional equation can be established rigorously (see Example (7.8.5)) and has various uses. For example, although we cannot solve it for g , we can reach such conclusions as ‘if $\mathbb{E}(Z_1^2) < \infty$ then W is continuous, apart from a point mass of size η at zero’.

We have made considerable progress with the theory of branching processes. They are reasonably tractable because they satisfy the Markov condition (see Example (3.9.5)). Can you formulate and prove this property?

Exercises for Section 5.4

1. Let Z_n be the size of the n th generation in an ordinary branching process with $Z_0 = 1$, $\mathbb{E}(Z_1) = \mu$, and $\text{var}(Z_1) > 0$. Show that $\mathbb{E}(Z_n Z_m) = \mu^{n-m} \mathbb{E}(Z_m^2)$ for $m \leq n$. Hence find the correlation coefficient $\rho(Z_m, Z_n)$ in terms of μ .

2. Consider a branching process with generation sizes Z_n satisfying $Z_0 = 1$ and $\mathbb{P}(Z_1 = 0) = 0$. Pick two individuals at random (with replacement) from the n th generation and let L be the index of the generation which contains their most recent common ancestor. Show that $\mathbb{P}(L = r) = \mathbb{E}(Z_r^{-1}) - \mathbb{E}(Z_{r+1}^{-1})$ for $0 \leq r < n$. What can be said if $\mathbb{P}(Z_1 = 0) > 0$?

3. Consider a branching process whose family sizes have the geometric mass function $f(k) = qp^k$, $k \geq 0$, where $p + q = 1$, and let Z_n be the size of the n th generation. Let $T = \min\{n : Z_n = 0\}$ be the extinction time, and suppose that $Z_0 = 1$. Find $\mathbb{P}(T = n)$. For what values of p is it the case that $\mathbb{E}(T) < \infty$?

4. Let Z_n be the size of the n th generation of a branching process, and assume $Z_0 = 1$. Find an expression for the generating function G_n of Z_n , in the cases when Z_1 has generating function given by:

(a) $G(s) = 1 - \alpha(1 - s)^\beta$, $0 < \alpha, \beta < 1$.

(b) $G(s) = f^{-1}\{P(f(s))\}$, where P is a probability generating function, and f is a suitable function satisfying $f(1) = 1$.

(c) Suppose in the latter case that $f(x) = x^m$ and $P(s) = s\{\gamma - (\gamma - 1)s\}^{-1}$ where $\gamma > 1$. Calculate the answer explicitly.

5. **Branching with immigration.** Each generation of a branching process (with a single progenitor) is augmented by a random number of immigrants who are indistinguishable from the other members of the population. Suppose that the numbers of immigrants in different generations are independent of each other and of the past history of the branching process, each such number having probability generating function $H(s)$. Show that the probability generating function G_n of the size of the n th generation satisfies $G_{n+1}(s) = G_n(G(s))H(s)$, where G is the probability generating function of a typical family of offspring.

6. Let Z_n be the size of the n th generation in a branching process with $\mathbb{E}(s^{Z_1}) = (2 - s)^{-1}$ and $Z_0 = 1$. Let V_r be the total number of generations of size r . Show that $\mathbb{E}(V_1) = \frac{1}{6}\pi^2$, and $\mathbb{E}(2V_2 - V_3) = \frac{1}{6}\pi^2 - \frac{1}{90}\pi^4$.

5.5 Age-dependent branching processes

Here is a more general model for the growth of a population. It incorporates the observation that generations are not contemporaneous in most populations; in fact, individuals in the same generation give birth to families at different times. To model this we attach another random variable, called ‘age’, to each individual; we shall suppose that the collection of all ages is a set of variables which are independent of each other and of all family sizes, and which

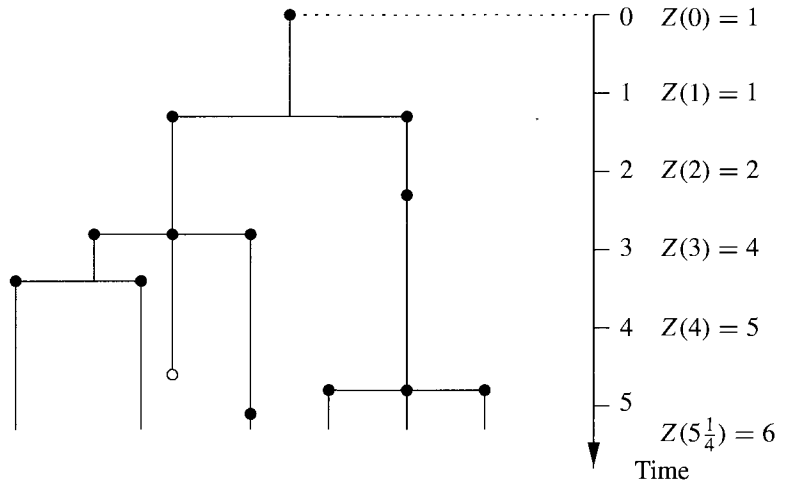


Figure 5.3. The family tree of an age-dependent branching process; ● indicates the birth of an individual, and ○ indicates the death of an individual which has no descendants.

are continuous, positive, and have the common density function f_T . Each individual lives for a period of time, equal to its ‘age’, before it gives birth to its family of next-generation descendants as before. See Figure 5.3 for a picture of an age-dependent branching process.

Let $Z(t)$ denote the size of the population at time t ; we shall assume that $Z(0) = 1$. The population-size generating function $G_t(s) = \mathbb{E}(s^{Z(t)})$ is now a function of t as well. As usual, we hope to find an expression involving G_t by conditioning on some suitable event. In this case we condition on the age of the initial individual in the population.

(1) **Theorem.**
$$G_t(s) = \int_0^t G(G_{t-u}(s)) f_T(u) du + \int_t^\infty s f_T(u) du.$$

Proof. Let T be the age of the initial individual. By the use of conditional expectation,

(2)
$$G_t(s) = \mathbb{E}(s^{Z(t)}) = \mathbb{E}(\mathbb{E}(s^{Z(t)} | T)) = \int_0^\infty \mathbb{E}(s^{Z(t)} | T = u) f_T(u) du.$$

If $T = u$, then at time u the initial individual dies and is replaced by a random number N of offspring, where N has generating function G . Each of these offspring behaves in the future as their ancestor did in the past, and the effect of their ancestor’s death is to replace the process by the sum of N independent copies of the process displaced in time by an amount u . Now if $u > t$ then $Z(t) = 1$ and $\mathbb{E}(s^{Z(t)} | T = u) = s$, whilst if $u < t$ then $Z(t) = Y_1 + Y_2 + \dots + Y_N$ is the sum of N independent copies of $Z(t - u)$ and so $\mathbb{E}(s^{Z(t)} | T = u) = G(G_{t-u}(s))$ by Theorem (5.1.25). Substitute into (2) to obtain the result. ■

Unfortunately we cannot solve equation (1) except in certain special cases. Possibly the most significant case with which we can make some progress arises when the ages are exponentially distributed. In this case, $f_T(t) = \lambda e^{-\lambda t}$ for $t \geq 0$, and the reader may show (*exercise*) that

(3)
$$\frac{\partial}{\partial t} G_t(s) = \lambda [G(G_t(s)) - G_t(s)].$$

It is no mere coincidence that this case is more tractable. In this very special instance, and in no other, $Z(t)$ satisfies a Markov condition; it is called a Markov process, and we shall return to the general theory of such processes in Chapter 6.

Some information about the moments of $Z(t)$ is fairly readily available from (1). For example,

$$m(t) = \mathbb{E}(Z(t)) = \lim_{s \uparrow 1} \frac{\partial}{\partial s} G_t(s)$$

satisfies the integral equation

$$(4) \quad m(t) = \mu \int_0^t m(t-u) f_T(u) du + \int_t^\infty f_T(u) du \quad \text{where} \quad \mu = G'(1).$$

We can find the general solution to this equation only by numerical or series methods. It is reasonably amenable to Laplace transform methods and produces a closed expression for the Laplace transform of m . Later we shall use renewal theory arguments (see Example (10.4.22)) to show that there exist $\delta > 0$ and $\beta > 0$ such that $m(t) \sim \delta e^{\beta t}$ as $t \rightarrow \infty$ whenever $\mu > 1$.

Finally observe that, in some sense, the age-dependent process $Z(t)$ contains the old process Z_n . We say that Z_n is *imbedded* in $Z(t)$ in that we can recapture Z_n by aggregating the generation sizes of $Z(t)$. This imbedding enables us to use properties of Z_n to derive corresponding properties of the less tractable $Z(t)$. For instance, $Z(t)$ dies out if and only if Z_n dies out, and so Theorem (5.4.5) provides us immediately with the extinction probability of the age-dependent process. This technique has uses elsewhere as well. With any non-Markov process we can try to find an imbedded Markov process which provides information about the original process. We consider examples of this later.

Exercises for Section 5.5

1. Let Z_n be the size of the n th generation in an age-dependent branching process $Z(t)$, the lifetime distribution of which is exponential with parameter λ . If $Z(0) = 1$, show that the probability generating function $G_t(s)$ of $Z(t)$ satisfies

$$\frac{\partial}{\partial t} G_t(s) = \lambda \{G(G_t(s)) - G_t(s)\}.$$

Show in the case of ‘exponential binary fission’, when $G(s) = s^2$, that

$$G_t(s) = \frac{s e^{-\lambda t}}{1 - s(1 - e^{-\lambda t})}$$

and hence derive the probability mass function of the population size $Z(t)$ at time t .

2. Solve the differential equation of Exercise (1) when $\lambda = 1$ and $G(s) = \frac{1}{2}(1 + s^2)$, to obtain

$$G_t(s) = \frac{2s + t(1-s)}{2 + t(1-s)}.$$

Hence find $\mathbb{P}(Z(t) \geq k)$, and deduce that

$$\mathbb{P}(Z(t)/t \geq x \mid Z(t) > 0) \rightarrow e^{-2x} \quad \text{as } t \rightarrow \infty.$$

5.6 Expectation revisited

This section is divided into parts A and B. All readers must read part A before they proceed to the next section; part B is for people with a keener appreciation of detailed technique. We are about to extend the definition of probability generating functions to more general types of variables than those concentrated on the non-negative integers, and it is a suitable moment to insert some discussion of the expectation of an arbitrary random variable regardless of its type (discrete, continuous, and so on). Up to now we have made only guarded remarks about such variables.

(A) Notation

Remember that the expectations of discrete and continuous variables are given respectively by

$$(1) \quad \mathbb{E}X = \sum xf(x) \quad \text{if } X \text{ has mass function } f,$$

$$(2) \quad \mathbb{E}X = \int xf(x) dx \quad \text{if } X \text{ has density function } f.$$

We require a single piece of notation which incorporates both these cases. Suppose X has distribution function F . Subject to a trivial and unimportant condition, (1) and (2) can be rewritten as

$$(3) \quad \mathbb{E}X = \sum x dF(x) \quad \text{where } dF(x) = F(x) - \lim_{y \uparrow x} F(y) = f(x),$$

$$(4) \quad \mathbb{E}X = \int x dF(x) \quad \text{where } dF(x) = \frac{dF}{dx} dx = f(x) dx.$$

This suggests that we denote $\mathbb{E}X$ by

$$(5) \quad \mathbb{E}X = \int x dF \quad \text{or} \quad \int x dF(x)$$

whatever the type of X , where (5) is interpreted as (3) for discrete variables and as (4) for continuous variables. We adopt this notation forthwith. Those readers who fail to conquer an aversion to this notation should read dF as $f(x) dx$. Previous properties of expectation received two statements and proofs which can now be unified. For instance, (3.3.3) and (4.3.3) become

$$(6) \quad \text{if } g: \mathbb{R} \rightarrow \mathbb{R} \text{ then } \mathbb{E}(g(X)) = \int g(x) dF.$$

(B) Abstract integration

The expectation of a random variable X is specified by its distribution function F . But F itself is describable in terms of X and the underlying probability space, and it follows that $\mathbb{E}X$ can be thus described also. This part contains a brief sketch of how to integrate on a probability space $(\Omega, \mathcal{F}, \mathbb{P})$. It contains no details, and the reader is left to check up on his or her intuition elsewhere (see Clarke 1975 or Williams 1991 for example). Let $(\Omega, \mathcal{F}, \mathbb{P})$ be some probability space.

(7) The random variable $X : \Omega \rightarrow \mathbb{R}$ is called *simple* if it takes only finitely many distinct values. Simple variables can be written in the form

$$X = \sum_{i=1}^n x_i I_{A_i}$$

for some partition A_1, A_2, \dots, A_n of Ω and some real numbers x_1, x_2, \dots, x_n ; we define the *integral* of X , written $\mathbb{E}X$ or $\mathbb{E}(X)$, to be

$$\mathbb{E}(X) = \sum_{i=1}^n x_i \mathbb{P}(A_i).$$

(8) Any non-negative random variable $X : \Omega \rightarrow [0, \infty)$ is the limit of some increasing sequence $\{X_n\}$ of simple variables. That is, $X_n(\omega) \uparrow X(\omega)$ for all $\omega \in \Omega$. We define the *integral* of X , written $\mathbb{E}(X)$, to be

$$\mathbb{E}(X) = \lim_{n \rightarrow \infty} \mathbb{E}(X_n).$$

This is well defined in the sense that two increasing sequences of simple functions, both converging to X , have the same limit for their sequences of integrals. The limit $\mathbb{E}(X)$ can be $+\infty$.

(9) Any random variable $X : \Omega \rightarrow \mathbb{R}$ can be written as the difference $X = X^+ - X^-$ of non-negative random variables

$$X^+(\omega) = \max\{X(\omega), 0\}, \quad X^-(\omega) = -\min\{X(\omega), 0\}.$$

If at least one of $\mathbb{E}(X^+)$ and $\mathbb{E}(X^-)$ is finite, then we define the *integral* of X , written $\mathbb{E}(X)$, to be

$$\mathbb{E}(X) = \mathbb{E}(X^+) - \mathbb{E}(X^-).$$

(10) Thus, $\mathbb{E}(X)$ is well defined, at least for any variable X such that

$$\mathbb{E}|X| = \mathbb{E}(X^+ + X^-) < \infty.$$

(11) In the language of measure theory $\mathbb{E}(X)$ is denoted by

$$\mathbb{E}(X) = \int_{\Omega} X(\omega) d\mathbb{P} \quad \text{or} \quad \mathbb{E}(X) = \int_{\Omega} X(\omega) \mathbb{P}(d\omega).$$

The *expectation operator* \mathbb{E} defined in this way has all the properties which were described in detail for discrete and continuous variables.

(12) **Continuity of \mathbb{E} .** Important further properties are the following. If $\{X_n\}$ is a sequence of variables with $X_n(\omega) \rightarrow X(\omega)$ for all $\omega \in \Omega$ then

- (a) (*monotone convergence*) if $X_n(\omega) \geq 0$ and $X_n(\omega) \leq X_{n+1}(\omega)$ for all n and ω , then $\mathbb{E}(X_n) \rightarrow \mathbb{E}(X)$,

- (b) (*dominated convergence*) if $|X_n(\omega)| \leq Y(\omega)$ for all n and ω , and $\mathbb{E}|Y| < \infty$, then $\mathbb{E}(X_n) \rightarrow \mathbb{E}(X)$,
- (c) (*bounded convergence*, a special case of dominated convergence) if $|X_n(\omega)| \leq c$ for some constant c and all n and ω then $\mathbb{E}(X_n) \rightarrow \mathbb{E}(X)$.

Rather more is true. Events having zero probability (that is, null events) make no contributions to expectations, and may therefore be ignored. Consequently, it suffices to assume above that $X_n(\omega) \rightarrow X(\omega)$ for all ω *except possibly on some null event*, with a similar weakening of the hypotheses of (a), (b), and (c). For example, the bounded convergence theorem is normally stated as follows: if $\{X_n\}$ is a sequence of random variables satisfying $X_n \rightarrow X$ a.s. and $|X_n| \leq c$ a.s. for some constant c , then $\mathbb{E}(X_n) \rightarrow \mathbb{E}(X)$. The expression ‘a.s.’ is an abbreviation for ‘almost surely’, and means ‘except possibly on an event of zero probability’.

Here is a useful consequence of monotone convergence. Let Z_1, Z_2, \dots be non-negative random variables with finite expectations, and let $X = \sum_{i=1}^{\infty} Z_i$. We have by monotone convergence applied to the partial sums of the Z_i that

$$(13) \quad \mathbb{E}(X) = \sum_{i=1}^{\infty} \mathbb{E}(Z_i),$$

whether or not the summation is finite.

One further property of expectation is called *Fatou's lemma*: if $\{X_n\}$ is a sequence of random variables such that $X_n \geq Y$ a.s. for all n and some Y with $\mathbb{E}|Y| < \infty$, then

$$(14) \quad \mathbb{E}\left(\liminf_{n \rightarrow \infty} X_n\right) \leq \liminf_{n \rightarrow \infty} \mathbb{E}(X_n).$$

This inequality is often applied in practice with $Y = 0$.

(15) Lebesgue–Stieltjes integral. Let X have distribution function F . The function F gives rise to a probability measure μ_F on the Borel sets of \mathbb{R} as follows:

- (a) define $\mu_F((a, b]) = F(b) - F(a)$,
- (b) as in the discussion after (4.1.5), the domain of μ_F can be extended to include the Borel σ -field \mathcal{B} , being the smallest σ -field containing all half-open intervals $(a, b]$.

So $(\mathbb{R}, \mathcal{B}, \mu_F)$ is a probability space; its completion (see Section 1.6) is denoted by the triple $(\mathbb{R}, \mathcal{L}_F, \mu_F)$, where \mathcal{L}_F is the smallest σ -field containing \mathcal{B} and all subsets of μ_F -null sets. If $g : \mathbb{R} \rightarrow \mathbb{R}$ (is \mathcal{L}_F -measurable) then the abstract integral $\int g d\mu_F$ is called the *Lebesgue–Stieltjes integral* of g with respect to μ_F , and we normally denote it by $\int g(x) dF$ or $\int g(x) dF(x)$. Think of it as a special case of the abstract integral (11). The purpose of this discussion is the assertion that if $g : \mathbb{R} \rightarrow \mathbb{R}$ (and g is suitably measurable) then $g(X)$ is random variable and

$$\mathbb{E}(g(X)) = \int g(x) dF,$$

and we adopt this forthwith as the official notation for expectation. Here is a final word of caution. If $g(x) = I_B(x)h(x)$ where I_B is the indicator function of some $B \subseteq \mathbb{R}$ then

$$\int g(x) dF = \int_B h(x) dF.$$

We do not in general obtain the same result when we integrate over $B_1 = [a, b]$ and $B_2 = (a, b)$ unless F is continuous at a and b , and so we do not use the notation $\int_a^b h(x) dF$ unless there is no danger of ambiguity.

Exercises for Section 5.6

1. **Jensen's inequality.** A function $u : \mathbb{R} \rightarrow \mathbb{R}$ is called *convex* if for all real a there exists λ , depending on a , such that $u(x) \geq u(a) + \lambda(x-a)$ for all x . (Draw a diagram to illustrate this definition.) Show that, if u is convex and X is a random variable with finite mean, then $\mathbb{E}(u(X)) \geq u(\mathbb{E}(X))$.
2. Let X_1, X_2, \dots be random variables satisfying $\mathbb{E}(\sum_{i=1}^{\infty} |X_i|) < \infty$. Show that

$$\mathbb{E}\left(\sum_{i=1}^{\infty} X_i\right) = \sum_{i=1}^{\infty} \mathbb{E}(X_i).$$

3. Let $\{X_n\}$ be a sequence of random variables satisfying $X_n \leq Y$ a.s. for some Y with $\mathbb{E}|Y| < \infty$. Show that

$$\mathbb{E}\left(\limsup_{n \rightarrow \infty} X_n\right) \geq \limsup_{n \rightarrow \infty} \mathbb{E}(X_n).$$

4. Suppose that $\mathbb{E}|X^r| < \infty$ where $r > 0$. Deduce that $x^r \mathbb{P}(|X| \geq x) \rightarrow 0$ as $x \rightarrow \infty$. Conversely, suppose that $x^r \mathbb{P}(|X| \geq x) \rightarrow 0$ as $x \rightarrow \infty$ where $r \geq 0$, and show that $\mathbb{E}|X^s| < \infty$ for $0 \leq s < r$.
5. Show that $\mathbb{E}|X| < \infty$ if and only if the following holds: for all $\epsilon > 0$, there exists $\delta > 0$, such that $\mathbb{E}(|X|I_A) < \epsilon$ for all A such that $\mathbb{P}(A) < \delta$.
-

5.7 Characteristic functions

Probability generating functions proved to be very useful in handling non-negative integral random variables. For more general variables X it is natural to make the substitution $s = e^t$ in the quantity $G_X(s) = \mathbb{E}(s^X)$.

(1) Definition. The **moment generating function** of a variable X is the function $M : \mathbb{R} \rightarrow [0, \infty)$ given by $M(t) = \mathbb{E}(e^{tX})$.

Moment generating functions are related to Laplace transforms[†] since

$$M(t) = \int e^{tx} dF(x) = \int e^{tx} f(x) dx$$

if X is continuous with density function f . They have properties similar to those of probability generating functions. For example, if $M(t) < \infty$ on some open interval containing the origin then:

- (a) $\mathbb{E}X = M'(0)$, $\mathbb{E}(X^k) = M^{(k)}(0)$;
 (b) the function M may be expanded via Taylor's theorem within its circle of convergence,

$$M(t) = \sum_{k=0}^{\infty} \frac{\mathbb{E}(X^k)}{k!} t^k,$$

which is to say that M is the 'exponential generating function' of the sequence of moments of X ;

[†]Note the change of sign from the usual Laplace transform of f , namely $\hat{f}(t) = \int e^{-tx} f(x) dx$.

(c) if X and Y are independent then[†] $M_{X+Y}(t) = M_X(t)M_Y(t)$.

Moment generating functions provide a very useful technique but suffer the disadvantage that the integrals which define them may not always be finite. Rather than explore their properties in detail we move on immediately to another class of functions that are equally useful and whose finiteness is guaranteed.

(2) Definition. The **characteristic function** of X is the function $\phi : \mathbb{R} \rightarrow \mathbb{C}$ defined by

$$\phi(t) = \mathbb{E}(e^{itX}) \quad \text{where } i = \sqrt{-1}.$$

We often write ϕ_X for the characteristic function of the random variable X . Characteristic functions are related to Fourier transforms, since $\phi(t) = \int e^{itx} dF(x)$. In the notation of Section 5.6, ϕ is the abstract integral of a complex-valued random variable. It is well defined in the terms of Section 5.6 by $\phi(t) = \mathbb{E}(\cos tX) + i\mathbb{E}(\sin tX)$. Furthermore, ϕ is better behaved than the moment generating function M .

(3) Theorem. The characteristic function ϕ satisfies:

(a) $\phi(0) = 1$, $|\phi(t)| \leq 1$ for all t ,

(b) ϕ is uniformly continuous on \mathbb{R} ,

(c) ϕ is non-negative definite, which is to say that $\sum_{j,k} \phi(t_j - t_k) z_j \bar{z}_k \geq 0$ for all real t_1, t_2, \dots, t_n and complex z_1, z_2, \dots, z_n .

Proof. (a) Clearly $\phi(0) = \mathbb{E}(1) = 1$. Furthermore

$$|\phi(t)| \leq \int |e^{itx}| dF = \int dF = 1.$$

(b) We have that

$$|\phi(t+h) - \phi(t)| = |\mathbb{E}(e^{i(t+h)X} - e^{itX})| \leq \mathbb{E}|e^{itX}(e^{ihX} - 1)| \leq \mathbb{E}(Y(h))$$

where $Y(h) = |e^{ihX} - 1|$. However, $|Y(h)| \leq 2$ and $Y(h) \rightarrow 0$ as $h \rightarrow 0$, and so $\mathbb{E}(Y(h)) \rightarrow 0$ by bounded convergence (5.6.12).

(c) We have that

$$\begin{aligned} \sum_{j,k} \phi(t_j - t_k) z_j \bar{z}_k &= \sum_{j,k} \int [z_j \exp(it_j x)] [\bar{z}_k \exp(-it_k x)] dF \\ &= \mathbb{E} \left(\left| \sum_j z_j \exp(it_j X) \right|^2 \right) \geq 0. \quad \blacksquare \end{aligned}$$

Theorem (3) characterizes characteristic functions in the sense that ϕ is a characteristic function if and only if it satisfies (3a), (3b), and (3c). This result is called Bochner's theorem, for which we offer no proof. Many of the properties of characteristic functions rely for their proofs on a knowledge of complex analysis. This is a textbook on probability theory, and will

[†]This is essentially the assertion that the Laplace transform of a convolution (see equation (4.8.2)) is the product of the Laplace transforms.

not include such proofs unless they indicate some essential technique. We have asserted that the method of characteristic functions is very useful; however, we warn the reader that we shall not make use of them until Section 5.10. In the meantime we shall establish some of their properties.

First and foremost, from a knowledge of ϕ_X we can recapture the distribution of X . The full power of this statement is deferred until the next section; here we concern ourselves only with the moments of X . Several of the interesting characteristic functions are not very well behaved, and we must move carefully.

(4) Theorem.

- (a) If $\phi^{(k)}(0)$ exists then $\begin{cases} \mathbb{E}|X^k| < \infty & \text{if } k \text{ is even,} \\ \mathbb{E}|X^{k-1}| < \infty & \text{if } k \text{ is odd.} \end{cases}$
 (b) If $\mathbb{E}|X^k| < \infty$ then†

$$\phi(t) = \sum_{j=0}^k \frac{\mathbb{E}(X^j)}{j!} (it)^j + o(t^k),$$

and so $\phi^{(k)}(0) = i^k \mathbb{E}(X^k)$.

Proof. This is essentially Taylor's theorem for a function of a complex variable. For the proof, see Moran (1968) or Kingman and Taylor (1966). ■

One of the useful properties of characteristic functions is that they enable us to handle sums of independent variables with the minimum of fuss.

(5) Theorem. If X and Y are independent then $\phi_{X+Y}(t) = \phi_X(t)\phi_Y(t)$.

Proof. We have that

$$\phi_{X+Y}(t) = \mathbb{E}(e^{it(X+Y)}) = \mathbb{E}(e^{itX} e^{itY}).$$

Expand each exponential term into cosines and sines, multiply out, use independence, and put back together to obtain the result. ■

(6) Theorem. If $a, b \in \mathbb{R}$ and $Y = aX + b$ then $\phi_Y(t) = e^{itb} \phi_X(at)$.

Proof. We have that

$$\begin{aligned} \phi_Y(t) &= \mathbb{E}(e^{it(aX+b)}) = \mathbb{E}(e^{itb} e^{i(at)X}) \\ &= e^{itb} \mathbb{E}(e^{i(at)X}) = e^{itb} \phi_X(at). \end{aligned}$$

We shall make repeated use of these last two theorems. We sometimes need to study collections of variables which may be dependent.

(7) Definition. The **joint characteristic function** of X and Y is the function $\phi_{X,Y} : \mathbb{R}^2 \rightarrow \mathbb{R}$ given by $\phi_{X,Y}(s, t) = \mathbb{E}(e^{isX} e^{itY})$.

Notice that $\phi_{X,Y}(s, t) = \phi_{sX+tY}(1)$. As usual we shall be interested mostly in independent variables.

†See Subsection (10) of Appendix I for a reminder about Landau's O/o notation.

(8) Theorem. *Random variables X and Y are independent if and only if*

$$\phi_{X,Y}(s, t) = \phi_X(s)\phi_Y(t) \quad \text{for all } s \text{ and } t.$$

Proof. If X and Y are independent then the conclusion follows by the argument of (5). The converse is proved by extending the inversion theorem of the next section to deal with joint distributions and showing that the joint distribution function factorizes. ■

Note particularly that for X and Y to be independent it is not sufficient that

$$(9) \quad \phi_{X,Y}(t, t) = \phi_X(t)\phi_Y(t) \quad \text{for all } t.$$

Exercise. Can you find an example of dependent variables which satisfy (9)?

We have seen in Theorem (4) that it is an easy calculation to find the moments of X by differentiating its characteristic function $\phi_X(t)$ at $t = 0$. A similar calculation gives the ‘joint moments’ $\mathbb{E}(X^j Y^k)$ of two variables from a knowledge of their joint characteristic function $\phi_{X,Y}(s, t)$ (see Problem (5.12.30) for details).

The properties of moment generating functions are closely related to those of characteristic functions. In the rest of the text we shall use the latter whenever possible, but it will be appropriate to use the former for any topic whose analysis employs Laplace transforms; for example, this is the case for the queueing theory of Chapter 11.

(10) Remark. Moment problem. If I am given a distribution function F , then I can calculate the corresponding moments $m_k(F) = \int_{-\infty}^{\infty} x^k dF(x)$, $k = 1, 2, \dots$, whenever these integrals exist. Is the converse true: does the collection of moments $(m_k(F) : k = 1, 2, \dots)$ specify F uniquely? The answer is *no*: there exist distribution functions F and G , all of whose moments exist, such that $F \neq G$ but $m_k(F) = m_k(G)$ for all k . The usual example is obtained by using the log-normal distribution (see Problem (5.12.43)).

Under what conditions on F is it the case that no such G exists? Various sets of conditions are known which guarantee that F is specified by its moments, but no necessary and sufficient condition is known which is easy to apply to a general distribution. Perhaps the simplest sufficient condition is that the moment generating function of F , $M(t) = \int_{-\infty}^{\infty} e^{tx} dF(x)$, be finite in some neighbourhood of the point $t = 0$. Those familiar with the theory of Laplace transforms will understand why this is sufficient.

(11) Remark. Moment generating function. The characteristic function of a distribution is closely related to its moment generating function, in a manner made rigorous in the following theorem, the proof of which is omitted. [See Lukacs 1970, pp. 197–198.]

(12) Theorem. *Let $M(t) = \mathbb{E}(e^{tX})$, $t \in \mathbb{R}$, and $\phi(t) = \mathbb{E}(e^{itX})$, $t \in \mathbb{C}$, be the moment generating function and characteristic function, respectively, of a random variable X . For any $a > 0$, the following three statements are equivalent:*

- (a) $|M(t)| < \infty$ for $|t| < a$,
- (b) ϕ is analytic on the strip $|\text{Im}(z)| < a$,
- (c) the moments $m_k = \mathbb{E}(X^k)$ exist for $k = 1, 2, \dots$ and satisfy $\limsup_{k \rightarrow \infty} \{ |m_k|/k! \}^{1/k} \leq a^{-1}$.

If any of these conditions hold for $a > 0$, the power series expansion for $M(t)$ may be extended analytically to the strip $|\text{Im}(t)| < a$, resulting in a function M with the property that $\phi(t) = M(it)$. [See Moran 1968, p. 260.]

Exercises for Section 5.7

- Find two dependent random variables X and Y such that $\phi_{X+Y}(t) = \phi_X(t)\phi_Y(t)$ for all t .
- If ϕ is a characteristic function, show that $\operatorname{Re}\{1 - \phi(t)\} \geq \frac{1}{4}\operatorname{Re}\{1 - \phi(2t)\}$, and deduce that $1 - |\phi(2t)| \leq 8\{1 - |\phi(t)|\}$.
- The **cumulant generating function** $K_X(\theta)$ of the random variable X is defined by $K_X(\theta) = \log \mathbb{E}(e^{\theta X})$, the logarithm of the moment generating function of X . If the latter is finite in a neighbourhood of the origin, then K_X has a convergent Taylor expansion:

$$K_X(\theta) = \sum_{n=1}^{\infty} \frac{1}{n!} k_n(X) \theta^n$$

and $k_n(X)$ is called the n th *cumulant* (or *semi-invariant*) of X .

- Express $k_1(X)$, $k_2(X)$, and $k_3(X)$ in terms of the moments of X .
 - If X and Y are independent random variables, show that $k_n(X + Y) = k_n(X) + k_n(Y)$.
- Let X be $N(0, 1)$, and show that the cumulants of X are $k_2(X) = 1$, $k_m(X) = 0$ for $m \neq 2$.
 - The random variable X is said to have a *lattice distribution* if there exist a and b such that X takes values in the set $L(a, b) = \{a + bm : m = 0, \pm 1, \dots\}$. The *span* of such a variable X is the maximal value of b for which there exists a such that X takes values in $L(a, b)$.
 - Suppose that X has a lattice distribution with span b . Show that $|\phi_X(2\pi/b)| = 1$, and that $|\phi_X(t)| < 1$ for $0 < t < 2\pi/b$.
 - Suppose that $|\phi_X(\theta)| = 1$ for some $\theta \neq 0$. Show that X has a lattice distribution with span $2\pi k/\theta$ for some integer k .
 - Let X be a random variable with density function f . Show that $|\phi_X(t)| \rightarrow 0$ as $t \rightarrow \pm\infty$.
 - Let X_1, X_2, \dots, X_n be independent variables, X_i being $N(\mu_i, 1)$, and let $Y = X_1^2 + X_2^2 + \dots + X_n^2$. Show that the characteristic function of Y is

$$\phi_Y(t) = \frac{1}{(1 - 2it)^{n/2}} \exp\left(\frac{it\theta}{1 - 2it}\right)$$

where $\theta = \mu_1^2 + \mu_2^2 + \dots + \mu_n^2$. The random variable Y is said to have the *non-central chi-squared distribution* with n degrees of freedom and non-centrality parameter θ , written $\chi^2(n; \theta)$.

- Let X be $N(\mu, 1)$ and let Y be $\chi^2(n)$, and suppose that X and Y are independent. The random variable $T = X/\sqrt{Y/n}$ is said to have the *non-central t -distribution* with n degrees of freedom and non-centrality parameter μ . If U and V are independent, U being $\chi^2(m; \theta)$ and V being $\chi^2(n)$, then $F = (U/m)/(V/n)$ is said to have the *non-central F -distribution* with m and n degrees of freedom and non-centrality parameter θ , written $F(m, n; \theta)$.

- Show that T^2 is $F(1, n; \mu^2)$.
- Show that

$$\mathbb{E}(F) = \frac{n(m + \theta)}{m(n - 2)} \quad \text{if } n > 2.$$

- Let X be a random variable with density function f and characteristic function ϕ . Show, subject to an appropriate condition on f , that

$$\int_{-\infty}^{\infty} f(x)^2 dx = \frac{1}{2\pi} \int_{-\infty}^{\infty} |\phi(t)|^2 dt.$$

10. If X and Y are continuous random variables, show that

$$\int_{-\infty}^{\infty} \phi_X(y) f_Y(y) e^{-ity} dy = \int_{-\infty}^{\infty} \phi_Y(x-t) f_X(x) dx.$$

11. **Tilted distributions.** (a) Let X have distribution function F and let τ be such that $M(\tau) = \mathbb{E}(e^{\tau X}) < \infty$. Show that $F_\tau(x) = M(\tau)^{-1} \int_{-\infty}^x e^{\tau y} dF(y)$ is a distribution function, called a 'tilted distribution' of X , and find its moment generating function.

(b) Suppose X and Y are independent and $\mathbb{E}(e^{\tau X}), \mathbb{E}(e^{\tau Y}) < \infty$. Find the moment generating function of the tilted distribution of $X + Y$ in terms of those of X and Y .

5.8 Examples of characteristic functions

Those who feel daunted by $i = \sqrt{-1}$ should find it a useful exercise to work through this section using $M(t) = \mathbb{E}(e^{tX})$ in place of $\phi(t) = \mathbb{E}(e^{itX})$. Many calculations here are left as *exercises*.

(1) **Example. Bernoulli distribution.** If X is Bernoulli with parameter p then

$$\phi(t) = \mathbb{E}(e^{itX}) = e^{it0} \cdot q + e^{it1} \cdot p = q + pe^{it}. \quad \bullet$$

(2) **Example. Binomial distribution.** If X is $\text{bin}(n, p)$ then X has the same distribution as the sum of n independent Bernoulli variables Y_1, Y_2, \dots, Y_n . Thus

$$\phi_X(t) = \phi_{Y_1}(t)\phi_{Y_2}(t) \cdots \phi_{Y_n}(t) = (q + pe^{it})^n. \quad \bullet$$

(3) **Example. Exponential distribution.** If $f(x) = \lambda e^{-\lambda x}$ for $x \geq 0$ then

$$\phi(t) = \int_0^{\infty} e^{itx} \lambda e^{-\lambda x} dx.$$

This is a complex integral and its solution relies on a knowledge of how to integrate around contours in \mathbb{R}^2 (the appropriate contour is a sector). Alternatively, the integral may be evaluated by writing $e^{itx} = \cos(tx) + i \sin(tx)$, and integrating the real and imaginary part separately. Do not fall into the trap of treating i as if it were a real number, even though this malpractice yields the correct answer in this case:

$$\phi(t) = \frac{\lambda}{\lambda - it}. \quad \bullet$$

(4) **Example. Cauchy distribution.** If $f(x) = 1/\{\pi(1+x^2)\}$ then

$$\phi(t) = \frac{1}{\pi} \int_{-\infty}^{\infty} \frac{e^{itx}}{1+x^2} dx.$$

Treating i as a real number will not help you to avoid the contour integral this time. Those who are interested should try integrating around a semicircle with diameter $[-R, R]$ on the real axis, thereby obtaining the required characteristic function $\phi(t) = e^{-|t|}$. Alternatively, you might work backwards from the answer thus: you can calculate the Fourier transform of the function $e^{-|t|}$, and then use the Fourier inversion theorem. ●

(5) **Example. Normal distribution.** If X is $N(0, 1)$ then

$$\phi(t) = \mathbb{E}(e^{itX}) = \int_{-\infty}^{\infty} \frac{1}{\sqrt{2\pi}} \exp(itx - \frac{1}{2}x^2) dx.$$

Again, do not treat i as a real number. Consider instead the moment generating function of X

$$M(s) = \mathbb{E}(e^{sX}) = \int_{-\infty}^{\infty} \frac{1}{\sqrt{2\pi}} \exp(sx - \frac{1}{2}x^2) dx.$$

Complete the square in the integrand and use the hint at the end of Example (4.5.9) to obtain $M(s) = e^{\frac{1}{2}s^2}$. We may not substitute $s = it$ without justification. In this particular instance the theory of analytic continuation of functions of a complex variable provides this justification, see Remark (5.7.11), and we deduce that

$$\phi(t) = e^{-\frac{1}{2}t^2}.$$

By Theorem (5.7.6), the characteristic function of the $N(\mu, \sigma^2)$ variable $Y = \sigma X + \mu$ is

$$\phi_Y(t) = e^{it\mu} \phi_X(\sigma t) = \exp(it\mu - \frac{1}{2}\sigma^2 t^2). \quad \bullet$$

(6) **Example. Multivariate normal distribution.** If X_1, X_2, \dots, X_n has the multivariate normal distribution $N(\mathbf{0}, \mathbf{V})$ then its joint density function is

$$f(\mathbf{x}) = \frac{1}{\sqrt{(2\pi)^n |\mathbf{V}|}} \exp(-\frac{1}{2} \mathbf{x} \mathbf{V}^{-1} \mathbf{x}').$$

The joint characteristic function of X_1, X_2, \dots, X_n is the function $\phi(\mathbf{t}) = \mathbb{E}(e^{i\mathbf{t}\mathbf{X}'})$ where $\mathbf{t} = (t_1, t_2, \dots, t_n)$ and $\mathbf{X} = (X_1, X_2, \dots, X_n)$. One way to proceed is to use the fact that $\mathbf{t}\mathbf{X}'$ is univariate normal. Alternatively,

$$(7) \quad \phi(\mathbf{t}) = \int_{\mathbb{R}^n} \frac{1}{\sqrt{(2\pi)^n |\mathbf{V}|}} \exp(i\mathbf{t}\mathbf{x}' - \frac{1}{2} \mathbf{x} \mathbf{V}^{-1} \mathbf{x}') dx.$$

As in the discussion of Section 4.9, there is a linear transformation $\mathbf{y} = \mathbf{x}\mathbf{B}$ such that

$$\mathbf{x}\mathbf{V}^{-1}\mathbf{x}' = \sum_j \lambda_j y_j^2$$

just as in equation (4.9.3). Make this transformation in (7) to see that the integrand factorizes into the product of functions of the single variables y_1, y_2, \dots, y_n . Then use (5) to obtain

$$\phi(\mathbf{t}) = \exp(-\frac{1}{2} \mathbf{t}\mathbf{V}\mathbf{t}').$$

It is now an easy *exercise* to prove Theorem (4.9.5), that \mathbf{V} is the covariance matrix of \mathbf{X} , by using the result of Problem (5.12.30). ●

(8) Example. Gamma distribution. If X is $\Gamma(\lambda, s)$ then

$$\phi(t) = \int_0^\infty \frac{1}{\Gamma(s)} \lambda^s x^{s-1} \exp(itx - \lambda x) dx.$$

As in the case of the exponential distribution (3), routine methods of complex analysis give

$$\phi(t) = \left(\frac{\lambda}{\lambda - it} \right)^s.$$

Why is this similar to the result of (3)? This example includes the chi-squared distribution because a $\chi^2(d)$ variable is $\Gamma(\frac{1}{2}, \frac{1}{2}d)$ and thus has characteristic function

$$\phi(t) = (1 - 2it)^{-d/2}.$$

You may try to prove this from the result of Problem (4.14.12). ●

Exercises for Section 5.8

1. If ϕ is a characteristic function, show that $\bar{\phi}$, ϕ^2 , $|\phi|^2$, $\text{Re}(\phi)$ are characteristic functions. Show that $|\phi|$ is not necessarily a characteristic function.

2. Show that

$$\mathbb{P}(X \geq x) \leq \inf_{t \geq 0} \{e^{-tx} M_X(t)\},$$

where M_X is the moment generating function of X .

3. Let X have the $\Gamma(\lambda, m)$ distribution and let Y be independent of X with the beta distribution with parameters n and $m - n$, where m and n are non-negative integers satisfying $n \leq m$. Show that $Z = XY$ has the $\Gamma(\lambda, n)$ distribution.

4. Find the characteristic function of X^2 when X has the $N(\mu, \sigma^2)$ distribution.

5. Let X_1, X_2, \dots be independent $N(0, 1)$ variables. Use characteristic functions to find the distribution of: (a) X_1^2 , (b) $\sum_{i=1}^n X_i^2$, (c) X_1/X_2 , (d) $X_1 X_2$, (e) $X_1 X_2 + X_3 X_4$.

6. Let X_1, X_2, \dots, X_n be such that, for all $a_1, a_2, \dots, a_n \in \mathbb{R}$, the linear combination $a_1 X_1 + a_2 X_2 + \dots + a_n X_n$ has a normal distribution. Show that the joint characteristic function of the X_m is $\exp(it\boldsymbol{\mu}' - \frac{1}{2}t\mathbf{V}t')$, for an appropriate vector $\boldsymbol{\mu}$ and matrix \mathbf{V} . Deduce that the vector (X_1, X_2, \dots, X_n) has a multivariate normal *density function* so long as \mathbf{V} is invertible.

7. Let X and Y be independent $N(0, 1)$ variables, and let U and V be independent of X and Y . Show that $Z = (UX + VY)/\sqrt{U^2 + V^2}$ has the $N(0, 1)$ distribution. Formulate an extension of this result to cover the case when X and Y have a bivariate normal distribution with zero means, unit variances, and correlation ρ .

8. Let X be exponentially distributed with parameter λ . Show by elementary integration that $\mathbb{E}(e^{itX}) = \lambda/(\lambda - it)$.

9. Find the characteristic functions of the following density functions:

(a) $f(x) = \frac{1}{2}e^{-|x|}$ for $x \in \mathbb{R}$,

(b) $f(x) = \frac{1}{2}|x|e^{-|x|}$ for $x \in \mathbb{R}$.

10. Is it possible for X , Y , and Z to have the same distribution and satisfy $X = U(Y + Z)$, where U is uniform on $[0, 1]$, and Y, Z are independent of U and of one another? (This question arises in modelling energy redistribution among physical particles.)

11. Find the joint characteristic function of two random variables having a bivariate normal distribution with zero means. (No integration is needed.)

5.9 Inversion and continuity theorems

This section contains accounts of two major ways in which characteristic functions are useful. The first of these states that the distribution of a random variable is specified by its characteristic function. That is to say, if X and Y have the same characteristic function then they have the same distribution. Furthermore, there is a formula which tells us how to recapture the distribution function F corresponding to the characteristic function ϕ . Here is a special case first.

(1) Theorem. *If X is continuous with density function f and characteristic function ϕ then*

$$f(x) = \frac{1}{2\pi} \int_{-\infty}^{\infty} e^{-itx} \phi(t) dt$$

at every point x at which f is differentiable.

Proof. This is the Fourier inversion theorem and can be found in any introduction to Fourier transforms. If the integral fails to converge absolutely then we interpret it as its principal value (see Apostol 1974, p. 277). ■

A sufficient, but not necessary condition that a characteristic function ϕ be the characteristic function of a continuous variable is that

$$\int_{-\infty}^{\infty} |\phi(t)| dt < \infty.$$

The general case is more complicated, and is contained in the next theorem.

(2) Inversion theorem. *Let X have distribution function F and characteristic function ϕ . Define $\bar{F} : \mathbb{R} \rightarrow [0, 1]$ by*

$$\bar{F}(x) = \frac{1}{2} \left\{ F(x) + \lim_{y \uparrow x} F(y) \right\}.$$

Then

$$\bar{F}(b) - \bar{F}(a) = \lim_{N \rightarrow \infty} \int_{-N}^N \frac{e^{-iat} - e^{-ibt}}{2\pi it} \phi(t) dt.$$

Proof. See Kingman and Taylor (1966). ■

(3) Corollary. *Random variables X and Y have the same characteristic function if and only if they have the same distribution function.*

Proof. If $\phi_X = \phi_Y$ then, by (2),

$$\bar{F}_X(b) - \bar{F}_X(a) = \bar{F}_Y(b) - \bar{F}_Y(a).$$

Let $a \rightarrow -\infty$ to obtain $\overline{F}_X(b) = \overline{F}_Y(b)$; now, for any fixed $x \in \mathbb{R}$, let $b \downarrow x$ and use right-continuity and Lemma (2.1.6c) to obtain $F_X(x) = F_Y(x)$. ■

Exactly similar results hold for jointly distributed random variables. For example, if X and Y have joint density function f and joint characteristic function ϕ then whenever f is differentiable at (x, y)

$$f(x, y) = \frac{1}{4\pi^2} \iint_{\mathbb{R}^2} e^{-isx} e^{-ity} \phi(s, t) ds dt$$

and Theorem (5.7.8) follows straightaway for this special case.

The second result of this section deals with a sequence X_1, X_2, \dots of random variables. Roughly speaking it asserts that if the distribution functions F_1, F_2, \dots of the sequence approach some limit F then the characteristic functions ϕ_1, ϕ_2, \dots of the sequence approach the characteristic function of the distribution function F .

(4) Definition. We say that the sequence F_1, F_2, \dots of distribution functions **converges** to the distribution function F , written $F_n \rightarrow F$, if $F(x) = \lim_{n \rightarrow \infty} F_n(x)$ at each point x where F is continuous.

The reason for the condition of continuity of F at x is indicated by the following example. Define the distribution functions F_n and G_n by

$$F_n(x) = \begin{cases} 0 & \text{if } x < n^{-1}, \\ 1 & \text{if } x \geq n^{-1}, \end{cases} \quad G_n(x) = \begin{cases} 0 & \text{if } x < -n^{-1}, \\ 1 & \text{if } x \geq -n^{-1}. \end{cases}$$

We have as $n \rightarrow \infty$ that

$$\begin{aligned} F_n(x) &\rightarrow F(x) && \text{if } x \neq 0, \quad F_n(0) \rightarrow 0, \\ G_n(x) &\rightarrow F(x) && \text{for all } x, \end{aligned}$$

where F is the distribution function of a random variable which is constantly zero. Indeed $\lim_{n \rightarrow \infty} F_n(x)$ is not even a distribution function since it is not right-continuous at zero. It is intuitively reasonable to demand that the sequences $\{F_n\}$ and $\{G_n\}$ have the same limit, and so we drop the requirement that $F_n(x) \rightarrow F(x)$ at the point of discontinuity of F .

(5) Continuity theorem. Suppose that F_1, F_2, \dots is a sequence of distribution functions with corresponding characteristic functions ϕ_1, ϕ_2, \dots .

- (a) If $F_n \rightarrow F$ for some distribution function F with characteristic function ϕ , then $\phi_n(t) \rightarrow \phi(t)$ for all t .
- (b) Conversely, if $\phi(t) = \lim_{n \rightarrow \infty} \phi_n(t)$ exists and is continuous at $t = 0$, then ϕ is the characteristic function of some distribution function F , and $F_n \rightarrow F$.

Proof. As for (2). See also Problem (5.12.35). ■

(6) Example. Stirling's formula. This well-known formula† states that $n! \sim n^n e^{-n} \sqrt{2\pi n}$ as $n \rightarrow \infty$, which is to say that

$$\frac{n!}{n^n e^{-n} \sqrt{2\pi n}} \rightarrow 1 \quad \text{as } n \rightarrow \infty.$$

†Due to de Moivre.

A more general form of this relation states that

$$(7) \quad \frac{\Gamma(t)}{t^{t-1}e^{-t}\sqrt{2\pi t}} \rightarrow 1 \quad \text{as } t \rightarrow \infty$$

where Γ is the gamma function, $\Gamma(t) = \int_0^\infty x^{t-1}e^{-x} dx$. Remember that $\Gamma(t) = (t-1)!$ if t is a positive integer; see Example (4.4.6) and Exercise (4.4.1). To prove (7) is an ‘elementary’ exercise in analysis, (see Exercise (5.9.6)), but it is perhaps amusing to see how simply (7) follows from the Fourier inversion theorem (1).

Let Y be a random variable with the $\Gamma(1, t)$ distribution. Then $X = (Y - t)/\sqrt{t}$ has density function

$$(8) \quad f_t(x) = \frac{1}{\Gamma(t)} \sqrt{t}(x\sqrt{t} + t)^{t-1} \exp[-(x\sqrt{t} + t)], \quad -\sqrt{t} \leq x < \infty,$$

and characteristic function

$$\phi_t(u) = \mathbb{E}(e^{iuX}) = \exp(-iu\sqrt{t}) \left(1 - \frac{iu}{\sqrt{t}}\right)^{-t}.$$

Now $f_t(x)$ is differentiable with respect to x on $(-\sqrt{t}, \infty)$. We apply Theorem (1) at $x = 0$ to obtain

$$(9) \quad f_t(0) = \frac{1}{2\pi} \int_{-\infty}^{\infty} \phi_t(u) du.$$

However, $f_t(0) = t^{t-\frac{1}{2}}e^{-t}/\Gamma(t)$ from (8); also

$$\begin{aligned} \phi_t(u) &= \exp \left[-iu\sqrt{t} - t \log \left(1 - \frac{iu}{\sqrt{t}} \right) \right] \\ &= \exp \left[-iu\sqrt{t} - t \left(-\frac{iu}{\sqrt{t}} + \frac{u^2}{2t} + O(u^3 t^{-\frac{3}{2}}) \right) \right] \\ &= \exp \left[-\frac{1}{2}u^2 + O(u^3 t^{-\frac{1}{2}}) \right] \rightarrow e^{-\frac{1}{2}u^2} \quad \text{as } t \rightarrow \infty. \end{aligned}$$

Taking the limit in (9) as $t \rightarrow \infty$, we find that

$$\begin{aligned} \lim_{t \rightarrow \infty} \left(\frac{1}{\Gamma(t)} t^{t-\frac{1}{2}} e^{-t} \right) &= \lim_{t \rightarrow \infty} \frac{1}{2\pi} \int_{-\infty}^{\infty} \phi_t(u) du \\ &= \frac{1}{2\pi} \int_{-\infty}^{\infty} \left(\lim_{t \rightarrow \infty} \phi_t(u) \right) du \\ &= \frac{1}{2\pi} \int_{-\infty}^{\infty} e^{-\frac{1}{2}u^2} du = \frac{1}{\sqrt{2\pi}} \end{aligned}$$

as required for (7). A spot of rigour is needed to justify the interchange of the limit and the integral sign above, and this may be provided by the dominated convergence theorem. ●

Exercises for Section 5.9

- Let X_n be a discrete random variable taking values in $\{1, 2, \dots, n\}$, each possible value having probability n^{-1} . Show that, as $n \rightarrow \infty$, $\mathbb{P}(n^{-1}X_n \leq y) \rightarrow y$, for $0 \leq y \leq 1$.
- Let X_n have distribution function

$$F_n(x) = x - \frac{\sin(2n\pi x)}{2n\pi}, \quad 0 \leq x \leq 1.$$

- Show that F_n is indeed a distribution function, and that X_n has a density function.
 - Show that, as $n \rightarrow \infty$, F_n converges to the uniform distribution function, but that the density function of F_n does not converge to the uniform density function.
- A coin is tossed repeatedly, with heads turning up with probability p on each toss. Let N be the minimum number of tosses required to obtain k heads. Show that, as $p \downarrow 0$, the distribution function of $2Np$ converges to that of a gamma distribution.
 - If X is an integer-valued random variable with characteristic function ϕ , show that

$$\mathbb{P}(X = k) = \frac{1}{2\pi} \int_{-\pi}^{\pi} e^{-itk} \phi(t) dt.$$

What is the corresponding result for a random variable whose distribution is arithmetic with span λ (that is, there is probability one that X is a multiple of λ , and λ is the largest positive number with this property)?

- Use the inversion theorem to show that

$$\int_{-\infty}^{\infty} \frac{\sin(at) \sin(bt)}{t^2} dt = \pi \min\{a, b\}.$$

- Stirling's formula.** Let $f_n(x)$ be a differentiable function on \mathbb{R} with a global maximum at $a > 0$, and such that $\int_0^{\infty} \exp\{f_n(x)\} dx < \infty$. Laplace's method of steepest descent (related to Watson's lemma and saddlepoint methods) asserts under mild conditions that

$$\int_0^{\infty} \exp\{f_n(x)\} dx \sim \int_0^{\infty} \exp\left\{f_n(a) + \frac{1}{2}(x-a)^2 f_n''(a)\right\} dx \quad \text{as } n \rightarrow \infty.$$

By setting $f_n(x) = n \log x - x$, prove Stirling's formula: $n! \sim n^n e^{-n} \sqrt{2\pi n}$.

- Let $\mathbf{X} = (X_1, X_2, \dots, X_n)$ have the multivariate normal distribution with zero means, and covariance matrix $\mathbf{V} = (v_{ij})$ satisfying $|\mathbf{V}| > 0$ and $v_{ij} > 0$ for all i, j . Show that

$$\frac{\partial f}{\partial v_{ij}} = \begin{cases} \frac{\partial^2 f}{\partial x_i \partial x_j} & \text{if } i \neq j, \\ \frac{1}{2} \frac{\partial^2 f}{\partial x_i^2} & \text{if } i = j, \end{cases}$$

and deduce that $\mathbb{P}(\max_{k \leq n} X_k \leq u) \geq \prod_{k=1}^n \mathbb{P}(X_k \leq u)$.

- Let X_1, X_2 have a bivariate normal distribution with zero means, unit variances, and correlation ρ . Use the inversion theorem to show that

$$\frac{\partial}{\partial \rho} \mathbb{P}(X_1 > 0, X_2 > 0) = \frac{1}{2\pi \sqrt{1 - \rho^2}}.$$

Hence find $\mathbb{P}(X_1 > 0, X_2 > 0)$.

5.10 Two limit theorems

We are now in a position to prove two very celebrated theorems in probability theory, the ‘law of large numbers’ and the ‘central limit theorem’. The first of these explains the remarks of Sections 1.1 and 1.3, where we discussed a heuristic foundation of probability theory. Part of our intuition about chance is that if we perform many repetitions of an experiment which has numerical outcomes then the average of all the outcomes settles down to some fixed number. This observation deals in the convergence of sequences of random variables, the general theory of which is dealt with later. Here it suffices to introduce only one new definition.

(1) Definition. If X, X_1, X_2, \dots is a sequence of random variables with respective distribution functions F, F_1, F_2, \dots , we say that X_n **converges in distribution**† to X , written $X_n \xrightarrow{D} X$, if $F_n \rightarrow F$ as $n \rightarrow \infty$.

This is just Definition (5.9.4) rewritten in terms of random variables.

(2) Theorem. Law of large numbers. Let X_1, X_2, \dots be a sequence of independent identically distributed random variables with finite means μ . Their partial sums $S_n = X_1 + X_2 + \dots + X_n$ satisfy

$$\frac{1}{n} S_n \xrightarrow{D} \mu \quad \text{as } n \rightarrow \infty.$$

Proof. The theorem asserts that, as $n \rightarrow \infty$,

$$\mathbb{P}(n^{-1} S_n \leq x) \rightarrow \begin{cases} 0 & \text{if } x < \mu, \\ 1 & \text{if } x > \mu. \end{cases}$$

The method of proof is clear. By the continuity theorem (5.9.5) we need to show that the characteristic function of $n^{-1} S_n$ approaches the characteristic function of the constant random variable μ . Let ϕ be the common characteristic function of the X_i , and let ϕ_n be the characteristic function of $n^{-1} S_n$. By Theorems (5.7.5) and (5.7.6),

$$(3) \quad \phi_n(t) = \{\phi_X(t/n)\}^n.$$

The behaviour of $\phi_X(t/n)$ for large n is given by Theorem (5.7.4) as $\phi_X(t) = 1 + it\mu + o(t)$. Substitute into (3) to obtain

$$\phi_n(t) = \left\{ 1 + \frac{i\mu t}{n} + o\left(\frac{t}{n}\right) \right\}^n \rightarrow e^{it\mu} \quad \text{as } n \rightarrow \infty.$$

However, this limit is the characteristic function of the constant μ , and the result follows. ■

So, for large n , the sum S_n is approximately as big as $n\mu$. What can we say about the difference $S_n - n\mu$? There is an extraordinary answer to this question, valid whenever the X_i have finite variance:

(a) $S_n - n\mu$ is about as big as \sqrt{n} ,

† Also termed *weak convergence* or *convergence in law*. See Section 7.2.

- (b) the distribution of $(S_n - n\mu)/\sqrt{n}$ approaches the normal distribution as $n \rightarrow \infty$ *irrespective* of the distribution of the X_i .

(4) Central limit theorem. *Let X_1, X_2, \dots be a sequence of independent identically distributed random variables with finite mean μ and finite non-zero variance σ^2 , and let $S_n = X_1 + X_2 + \dots + X_n$. Then*

$$\frac{S_n - n\mu}{\sqrt{n\sigma^2}} \xrightarrow{D} N(0, 1) \quad \text{as } n \rightarrow \infty.$$

Note that the assertion of the theorem is an abuse of notation, since $N(0, 1)$ is a distribution and not a random variable; the above is admissible because convergence in distribution involves only the corresponding distribution functions. The method of proof is the same as for the law of large numbers.

Proof. First, write $Y_i = (X_i - \mu)/\sigma$, and let ϕ_Y be the characteristic function of the Y_i . We have by Theorem (5.7.4) that $\phi_Y(t) = 1 - \frac{1}{2}t^2 + o(t^2)$. Also, the characteristic function ψ_n of

$$U_n = \frac{S_n - n\mu}{\sqrt{n\sigma^2}} = \frac{1}{\sqrt{n}} \sum_{i=1}^n Y_i$$

satisfies, by Theorems (5.7.5) and (5.7.6),

$$\psi_n(t) = \{\phi_Y(t/\sqrt{n})\}^n = \left\{ 1 - \frac{t^2}{2n} + o\left(\frac{t^2}{n}\right) \right\}^n \rightarrow e^{-\frac{1}{2}t^2} \quad \text{as } n \rightarrow \infty.$$

The last function is the characteristic function of the $N(0, 1)$ distribution, and an application of the continuity theorem (5.9.5) completes the proof. ■

Numerous generalizations of the law of large numbers and the central limit theorem are available. For example, in Chapter 7 we shall meet two stronger versions of (2), involving weaker assumptions on the X_i and more powerful conclusions. The central limit theorem can be generalized in several directions, two of which deal with dependent variables and differently distributed variables respectively. Some of these are within the reader's grasp. Here is an example.

(5) Theorem. *Let X_1, X_2, \dots be independent variables satisfying*

$$\mathbb{E}X_j = 0, \quad \text{var}(X_j) = \sigma_j^2, \quad \mathbb{E}|X_j^3| < \infty,$$

and such that

$$\frac{1}{\sigma(n)^3} \sum_{j=1}^n \mathbb{E}|X_j^3| \rightarrow 0 \quad \text{as } n \rightarrow \infty,$$

where $\sigma(n)^2 = \text{var}(\sum_{j=1}^n X_j) = \sum_{j=1}^n \sigma_j^2$. Then

$$\frac{1}{\sigma(n)} \sum_{j=1}^n X_j \xrightarrow{D} N(0, 1).$$

Proof. See Loève (1977, p. 287), and also Problem (5.12.40). ■

The roots of central limit theory are at least 250 years old. The first proof of (4) was found by de Moivre around 1733 for the special case of Bernoulli variables with $p = \frac{1}{2}$. General values of p were treated later by Laplace. Their methods involved the direct estimation of sums of the form

$$\sum_{\substack{k: \\ k \leq np+x, \sqrt{npq}}} \binom{n}{k} p^k q^{n-k} \quad \text{where } p+q=1.$$

The first rigorous proof of (4) was discovered by Lyapunov around 1901, thereby confirming a less rigorous proof of Laplace. A glance at these old proofs confirms that the method of characteristic functions is outstanding in its elegance and brevity.

The central limit theorem (4) asserts that the *distribution function* of S_n , suitably normalized to have mean 0 and variance 1, converges to the distribution function of the $N(0, 1)$ distribution. Is the corresponding result valid at the level of density functions and mass functions? Broadly speaking the answer is yes, but some condition of smoothness is necessary; after all, if $F_n(x) \rightarrow F(x)$ as $n \rightarrow \infty$ for all x , it is not necessarily the case that the derivatives satisfy $F'_n(x) \rightarrow F'(x)$. [See Exercise (5.9.2).] The result which follows is called a 'local central limit theorem' since it deals in the local rather than in the cumulative behaviour of the random variables in question. In order to simplify the statement of the theorem, we shall assume that the X_i have zero mean and unit variance.

(6) Local central limit theorem. Let X_1, X_2, \dots be independent identically distributed random variables with zero mean and unit variance, and suppose further that their common characteristic function ϕ satisfies

$$(7) \quad \int_{-\infty}^{\infty} |\phi(t)|^r dt < \infty$$

for some integer $r \geq 1$. The density function g_n of $U_n = (X_1 + X_2 + \dots + X_n)/\sqrt{n}$ exists for $n \geq r$, and furthermore

$$(8) \quad g_n(x) \rightarrow \frac{1}{\sqrt{2\pi}} e^{-\frac{1}{2}x^2} \quad \text{as } n \rightarrow \infty, \text{ uniformly in } x \in \mathbb{R}.$$

A similar result is valid for sums of lattice-valued random variables, suitably adjusted to have zero mean and unit variance. We state this here, leaving its proof as an *exercise*. In place of (7) we assume that the X_i are restricted to take the values $a, a \pm h, a \pm 2h, \dots$, where h is the largest positive number for which such a restriction holds. Then U_n is restricted to values of the form $x = (na + kh)/\sqrt{n}$ for $k = 0, \pm 1, \dots$. For such a number x , we write $g_n(x) = \mathbb{P}(U_n = x)$ and leave $g_n(y)$ undefined for other values of y . It is the case that

$$(9) \quad \frac{\sqrt{n}}{h} g_n(x) \rightarrow \frac{1}{\sqrt{2\pi}} e^{-\frac{1}{2}x^2} \quad \text{as } n \rightarrow \infty, \text{ uniformly in appropriate } x.$$

Proof of (6). A certain amount of analysis is inevitable here. First, the assumption that $|\phi|^r$ is integrable for some $r \geq 1$ implies that $|\phi|^n$ is integrable for $n \geq r$, since $|\phi(t)| \leq 1$; hence g_n exists and is given by the Fourier inversion formula

$$(10) \quad g_n(x) = \frac{1}{2\pi} \int_{-\infty}^{\infty} e^{-itx} \psi_n(t) dt,$$

where $\psi_n(t) = \phi(t/\sqrt{n})^n$ is the characteristic function of U_n . The Fourier inversion theorem is valid for the normal distribution, and therefore

$$(11) \quad \left| g_n(x) - \frac{1}{\sqrt{2\pi}} e^{-\frac{1}{2}x^2} \right| \leq \frac{1}{2\pi} \left| \int_{-\infty}^{\infty} e^{-itx} [\phi(t/\sqrt{n})^n - e^{-\frac{1}{2}t^2}] dt \right| \leq I_n$$

where

$$I_n = \frac{1}{2\pi} \int_{-\infty}^{\infty} |\phi(t/\sqrt{n})^n - e^{-\frac{1}{2}t^2}| dt.$$

It suffices to show that $I_n \rightarrow 0$ as $n \rightarrow \infty$. We have from Theorem (5.7.4) that $\phi(t) = 1 - \frac{1}{2}t^2 + o(t^2)$ as $t \rightarrow 0$, and therefore there exists $\delta (> 0)$ such that

$$(12) \quad |\phi(t)| \leq e^{-\frac{1}{4}t^2} \quad \text{if } |t| \leq \delta.$$

Now, for any $a > 0$, $\phi(t/\sqrt{n})^n \rightarrow e^{-\frac{1}{2}t^2}$ as $n \rightarrow \infty$ uniformly in $t \in [-a, a]$ (to see this, investigate the proof of (4) slightly more carefully), so that

$$(13) \quad \int_{-a}^a |\phi(t/\sqrt{n})^n - e^{-\frac{1}{2}t^2}| dt \rightarrow 0 \quad \text{as } n \rightarrow \infty,$$

for any a . Also, by (12),

$$(14) \quad \int_{a < |t| \leq \delta\sqrt{n}} |\phi(t/\sqrt{n})^n - e^{-\frac{1}{2}t^2}| dt \leq 2 \int_a^{\infty} 2e^{-\frac{1}{4}t^2} dt$$

which tends to zero as $a \rightarrow \infty$.

It remains to deal with the contribution to I_n arising from $|t| > \delta\sqrt{n}$. From the fact that g_n exists for $n \geq r$, we have from Exercises (5.7.5) and (5.7.6) that $|\phi(t)^r| < 1$ for $t \neq 0$, and $|\phi(t)^r| \rightarrow 0$ as $t \rightarrow \pm\infty$. Hence $|\phi(t)| < 1$ for $t \neq 0$, and $|\phi(t)| \rightarrow 0$ as $t \rightarrow \pm\infty$, and therefore $\eta = \sup\{|\phi(t)| : |t| \geq \delta\}$ satisfies $\eta < 1$. Now, for $n \geq r$,

$$(15) \quad \begin{aligned} \int_{|t| > \delta\sqrt{n}} |\phi(t/\sqrt{n})^n - e^{-\frac{1}{2}t^2}| dt &\leq \eta^{n-r} \int_{-\infty}^{\infty} |\phi(t/\sqrt{n})|^r dt + 2 \int_{\delta\sqrt{n}}^{\infty} e^{-\frac{1}{2}t^2} dt \\ &= \eta^{n-r} \sqrt{n} \int_{-\infty}^{\infty} |\phi(u)|^r du + 2 \int_{\delta\sqrt{n}}^{\infty} e^{-\frac{1}{2}t^2} dt \\ &\rightarrow 0 \quad \text{as } n \rightarrow \infty. \end{aligned}$$

Combining (13)–(15), we deduce that

$$\lim_{n \rightarrow \infty} I_n \leq 4 \int_a^{\infty} e^{-\frac{1}{4}t^2} dt \rightarrow 0 \quad \text{as } a \rightarrow \infty,$$

so that $I_n \rightarrow 0$ as $n \rightarrow \infty$ as required. ■

(16) Example. Random walks. Here is an application of the law of large numbers to the persistence of random walks. A simple random walk performs steps of size 1, to the right or left with probability p and $1 - p$. We saw in Section 5.3 that a simple random walk is persistent (that is, returns to its starting point with probability 1) if and only if it is symmetric

(which is to say that $p = 1 - p = \frac{1}{2}$). Think of this as saying that the walk is persistent if and only if the mean value of a typical step X satisfies $\mathbb{E}(X) = 0$, that is, each step is ‘unbiased’. This conclusion is valid in much greater generality.

Let X_1, X_2, \dots be independent identically distributed integer-valued random variables, and let $S_n = X_1 + X_2 + \dots + X_n$. We think of X_i as being the i th jump of a random walk, so that S_n is the position of the random walker after n jumps, having started at $S_0 = 0$. We call the walk *persistent* (or *recurrent*) if $\mathbb{P}(S_n = 0 \text{ for some } n \geq 1) = 1$ and *transient* otherwise.

(17) Theorem. *The random walk is persistent if the mean size of jumps is 0.*

The converse is valid also: the walk is transient if the mean size of jumps is non-zero (Problem (5.12.44)).

Proof. Suppose that $\mathbb{E}(X_i) = 0$ and let V_i denote the mean number of visits of the walk to the point i ,

$$V_i = \mathbb{E}|\{n \geq 0 : S_n = i\}| = \mathbb{E}\left(\sum_{n=0}^{\infty} I_{\{S_n=i\}}\right) = \sum_{n=0}^{\infty} \mathbb{P}(S_n = i),$$

where I_A is the indicator function of the event A . We shall prove first that $V_0 = \infty$, and from this we shall deduce the persistence of the walk. Let T be the time of the first visit of the walk to i , with the convention that $T = \infty$ if i is never visited. Then

$$\begin{aligned} V_i &= \sum_{n=0}^{\infty} \mathbb{P}(S_n = i) = \sum_{n=0}^{\infty} \sum_{t=0}^{\infty} \mathbb{P}(S_n = i \mid T = t) \mathbb{P}(T = t) \\ &= \sum_{t=0}^{\infty} \sum_{n=t}^{\infty} \mathbb{P}(S_n = i \mid T = t) \mathbb{P}(T = t) \end{aligned}$$

since $S_n \neq i$ for $n < T$. Now we use the spatial homogeneity of the walk to deduce that

$$(18) \quad V_i = \sum_{t=0}^{\infty} V_0 \mathbb{P}(T = t) = V_0 \mathbb{P}(T < \infty) \leq V_0.$$

The mean number of time points n for which $|S_n| \leq K$ satisfies

$$\sum_{n=0}^{\infty} \mathbb{P}(|S_n| \leq K) = \sum_{i=-K}^K V_i \leq (2K + 1)V_0$$

by (18), and hence

$$(19) \quad V_0 \geq \frac{1}{2K + 1} \sum_{n=0}^{\infty} \mathbb{P}(|S_n| \leq K).$$

Now we use the law of large numbers. For $\epsilon > 0$, it is the case that $\mathbb{P}(|S_n| \leq n\epsilon) \rightarrow 1$ as $n \rightarrow \infty$, so that there exists m such that $\mathbb{P}(|S_n| \leq n\epsilon) > \frac{1}{2}$ for $n \geq m$. If $n\epsilon \leq K$ then $\mathbb{P}(|S_n| \leq n\epsilon) \leq \mathbb{P}(|S_n| \leq K)$, so that

$$(20) \quad \mathbb{P}(|S_n| \leq K) > \frac{1}{2} \quad \text{for } m \leq n \leq K/\epsilon.$$

Substituting (20) into (19), we obtain

$$V_0 \geq \frac{1}{2K + 1} \sum_{m \leq n \leq K/\epsilon} \mathbb{P}(|S_n| \leq K) > \frac{1}{2(2K + 1)} \left(\frac{K}{\epsilon} - m - 1 \right).$$

This is valid for all large K , and we may therefore let $K \rightarrow \infty$ and $\epsilon \downarrow 0$ in that order, finding that $V_0 = \infty$ as claimed.

It is now fairly straightforward to deduce that the walk is persistent. Let $T(1)$ be the time of the first return to 0, with the convention that $T(1) = \infty$ if this never occurs. If $T(1) < \infty$, we write $T(2)$ for the subsequent time which elapses until the next visit to 0. It is clear from the homogeneity of the process that, conditional on $\{T(1) < \infty\}$, the random variable $T(2)$ has the same distribution as $T(1)$. Continuing likewise, we see that the times of returns to 0 are distributed in the same way as the sequence $T_1, T_1 + T_2, \dots$, where T_1, T_2, \dots are independent identically distributed random variables having the same distribution as $T(1)$. We wish to exclude the possibility that $\mathbb{P}(T(1) = \infty) > 0$. There are several ways of doing this, one of which is to make use of the recurrent-event analysis of Example (5.2.15). We shall take a slightly more direct route here. Suppose that $\beta = \mathbb{P}(T(1) = \infty)$ satisfies $\beta > 0$, and let $I = \min\{i : T_i = \infty\}$ be the earliest i for which T_i is infinite. The event $\{I = i\}$ corresponds to exactly $i - 1$ returns to the origin. Thus, the mean number of returns is $\sum_{i=1}^{\infty} (i - 1)\mathbb{P}(I = i)$. However, $I = i$ if and only if $T_j < \infty$ for $1 \leq j < i$ and $T_i = \infty$, an event with probability $(1 - \beta)^{i-1}\beta$. Hence the mean number of returns to 0 is $\sum_{i=1}^{\infty} (i - 1)(1 - \beta)^{i-1}\beta = (1 - \beta)/\beta$, which is finite. This contradicts the infiniteness of V_0 , and hence $\beta = 0$. ■

We have proved that a walk whose jumps have zero mean must (with probability 1) return to its starting point. It follows that it must return *infinitely often*, since otherwise there exists some T_i which equals infinity, an event having zero probability. ●

(21) Example. Recurrent events. The renewal theorem of Example (5.2.15) is one of the basic results of applied probability, and it will recur in various forms through this book. Our ‘elementary’ proof in Example (5.2.15) was incomplete, but we may now complete it with the aid of the last theorem (17) concerning the persistence of random walks.

Suppose that we are provided with two sequences X_1, X_2, \dots and X_1^*, X_2^*, \dots of independent identically distributed random variables taking values in the positive integers $\{1, 2, \dots\}$. Let $Y_n = X_n - X_n^*$ and $S_n = \sum_{i=1}^n Y_i = \sum_{i=1}^n X_i - \sum_{i=1}^n X_i^*$. Then $S = \{S_n : n \geq 0\}$ may be thought of as a random walk on the integers with steps Y_1, Y_2, \dots ; the mean step size satisfies $\mathbb{E}(Y_1) = \mathbb{E}(X_1) - \mathbb{E}(X_1^*) = 0$, and therefore this walk is persistent, by Theorem (17). Furthermore, the walk must revisit its starting point *infinitely often* (with probability 1), which is to say that $\sum_{i=1}^n X_i = \sum_{i=1}^n X_i^*$ for infinitely many values of n .

What have we proved about recurrent-event processes? Consider two independent recurrent-event processes for which the first occurrence times, X_1 and X_1^* , have the same distribution as the inter-occurrence times. Not only does there exist some finite time T at which the event H occurs simultaneously in both processes, but also: (i) there exist infinitely many such times T , and (ii) there exist infinitely many such times T even if one insists that, by time T , the event H has occurred the *same number of times* in the two processes.

We need to relax the assumption that X_1 and X_1^* have the same distribution as the inter-occurrence times, and it is here that we require that the process be non-arithmetic. Suppose that $X_1 = u$ and $X_1^* = v$. Now $S_n = S_1 + \sum_{i=2}^n Y_i$ is a random walk with mean jump size

0 and starting point $S_1 = u - v$. By the foregoing argument, there exist (with probability 1) infinitely many values of n such that $S_n = u - v$, which is to say that

$$(22) \quad \sum_{i=2}^n X_i = \sum_{i=2}^n X_i^*$$

we denote these (random) times by the increasing sequence N_1, N_2, \dots

The process is non-arithmetic, and it follows that, for any integer x , there exist integers r and s such that

$$(23) \quad \gamma(r, s; x) = \mathbb{P}((X_2 + X_3 + \dots + X_r) - (X_2^* + X_3^* + \dots + X_s^*) = x) > 0.$$

To check this is an elementary *exercise* (5.10.4) in number theory. The reader may be satisfied with the following proof for the special case when $\beta = \mathbb{P}(X_2 = 1)$ satisfies $\beta > 0$. Then

$$\mathbb{P}(X_2 + X_3 + \dots + X_{x+1} = x) \geq \mathbb{P}(X_i = 1 \text{ for } 2 \leq i \leq x + 1) = \beta^x > 0$$

if $x \geq 0$, and

$$\mathbb{P}(-X_2^* - X_3^* - \dots - X_{|x|+1}^* = x) \geq \mathbb{P}(X_i^* = 1 \text{ for } 2 \leq i \leq |x| + 1) = \beta^{|x|} > 0$$

if $x < 0$, so that (23) is valid with $r = x + 1, s = 1$ and $r = 1, s = |x| + 1$ in these two respective cases. Without more ado we shall accept that such r, s exist under the assumption that the process is non-arithmetic. We set $x = -(u - v)$, choose r and s accordingly, and write $\gamma = \gamma(r, s; x)$.

Suppose now that (22) occurs for some value of n . Then

$$\sum_{i=1}^{n+r-1} X_i - \sum_{i=1}^{n+s-1} X_i^* = (X_1 - X_1^*) + \left(\sum_{i=n+1}^{n+r-1} X_i - \sum_{i=n+1}^{n+s-1} X_i^* \right)$$

which equals $(u - v) - (u - v) = 0$ with strictly positive probability (since the contents of the final parentheses have, by (23), strictly positive probability of equalling $-(u - v)$). Therefore, for each n satisfying (22), there is a strictly positive probability γ that the $(n + r - 1)$ th recurrence of the first process coincides with the $(n + s - 1)$ th recurrence of the second. There are infinitely many such values N_i for n , and one of infinitely many shots at a target must succeed! More rigorously, define $M_1 = N_1$, and $M_{i+1} = \min\{N_j : N_j > M_i + \max\{r, s\}\}$; the sequence of the M_i is an infinite subsequence of the N_j satisfying $M_{i+1} - M_i > \max\{r, s\}$. Call M_i a *failure* if the $(M_i + r - 1)$ th recurrence of the first process does not coincide with the $(M_i + s - 1)$ th of the second. Then the events $F_I = \{M_i \text{ is a failure for } 1 \leq i \leq I\}$ satisfy

$$\mathbb{P}(F_{I+1}) = \mathbb{P}(M_{I+1} \text{ is a failure} \mid F_I)\mathbb{P}(F_I) = (1 - \gamma)\mathbb{P}(F_I),$$

so that $\mathbb{P}(F_I) = (1 - \gamma)^I \rightarrow 0$ as $I \rightarrow \infty$. However, $\{F_I : I \geq 1\}$ is a decreasing sequence of events with limit $\{M_i \text{ is a failure for all } i\}$, which event therefore has zero probability. Thus one of the M_i is *not* a failure, with probability 1, implying that some recurrence of the first process coincides with some recurrence of the second, as required.

The above argument is valid for all 'initial values' u and v for X_1 and X_1^* , and therefore for all choices of the distribution of X_1 and X_1^* :

$$\begin{aligned} \mathbb{P}(\text{coincident recurrences}) &= \sum_{u,v} \mathbb{P}(\text{coincident recurrences} \mid X_1 = u, X_1^* = v) \\ &\quad \times \mathbb{P}(X_1 = u) \mathbb{P}(X_1^* = v) \\ &= \sum_{u,v} 1 \cdot \mathbb{P}(X_1 = u) \mathbb{P}(X_1^* = v) = 1. \end{aligned}$$

In particular, the conclusion is valid when X_1^* has probability generating function D^* given by equation (5.2.22); the proof of the renewal theorem is thereby completed. ●

Exercises for Section 5.10

1. Prove that, for $x \geq 0$, as $n \rightarrow \infty$,

$$(a) \quad \sum_{\substack{k: \\ |k - \frac{1}{2}n| \leq \frac{1}{2}x\sqrt{n}}} \binom{n}{k} \sim 2^n \int_{-x}^x \frac{1}{\sqrt{2\pi}} e^{-\frac{1}{2}u^2} du,$$

$$(b) \quad \sum_{\substack{k: \\ |k-n| \leq x\sqrt{n}}} \frac{n^k}{k!} \sim e^n \int_{-x}^x \frac{1}{\sqrt{2\pi}} e^{-\frac{1}{2}u^2} du.$$

2. It is well known that infants born to mothers who smoke tend to be small and prone to a range of ailments. It is conjectured that also they look abnormal. Nurses were shown selections of photographs of babies, one half of whom had smokers as mothers; the nurses were asked to judge from a baby's appearance whether or not the mother smoked. In 1500 trials the correct answer was given 910 times. Is the conjecture plausible? If so, why?

3. Let X have the $\Gamma(1, s)$ distribution; given that $X = x$, let Y have the Poisson distribution with parameter x . Find the characteristic function of Y , and show that

$$\frac{Y - \mathbb{E}(Y)}{\sqrt{\text{var}(Y)}} \xrightarrow{D} N(0, 1) \quad \text{as } s \rightarrow \infty.$$

Explain the connection with the central limit theorem.

4. Let X_1, X_2, \dots be independent random variables taking values in the positive integers, whose common distribution is non-arithmetic, in that $\gcd\{n : \mathbb{P}(X_1 = n) > 0\} = 1$. Prove that, for all integers x , there exist non-negative integers $r = r(x), s = s(x)$, such that

$$\mathbb{P}(X_1 + \dots + X_r - X_{r+1} - \dots - X_{r+s} = x) > 0.$$

5. Prove the local central limit theorem for sums of random variables taking integer values. You may assume for simplicity that the summands have span 1, in that $\gcd\{|x| : \mathbb{P}(X = x) > 0\} = 1$.

6. Let X_1, X_2, \dots be independent random variables having common density function $f(x) = 1/\{2|x|(\log|x|)^2\}$ for $|x| < e^{-1}$. Show that the X_i have zero mean and finite variance, and that the density function f_n of $X_1 + X_2 + \dots + X_n$ satisfies $f_n(x) \rightarrow \infty$ as $x \rightarrow 0$. Deduce that the X_i do not satisfy the local limit theorem.

7. **First-passage density.** Let X have the density function $f(x) = \sqrt{2\pi x^{-3}} \exp(-\{2x\}^{-1})$, $x > 0$. Show that $\phi(is) = \mathbb{E}(e^{-sX}) = e^{-\sqrt{2s}}$, $s > 0$, and deduce that X has characteristic function

$$\phi(t) = \begin{cases} \exp\{-(1-i)\sqrt{|t|}\} & \text{if } t \geq 0, \\ \exp\{-(1+i)\sqrt{|t|}\} & \text{if } t \leq 0. \end{cases}$$

[Hint: Use the result of Problem (5.12.18).]

8. Let $\{X_r : r \geq 1\}$ be independent with the distribution of the preceding Exercise (7). Let $U_n = n^{-1} \sum_{r=1}^n X_r$, and $T_n = n^{-1} U_n$. Show that:

- (a) $\mathbb{P}(U_n < c) \rightarrow 0$ for any $c < \infty$,
 (b) T_n has the same distribution as X_1 .

9. A sequence of biased coins is flipped; the chance that the r th coin shows a head is Θ_r , where Θ_r is a random variable taking values in $(0, 1)$. Let X_n be the number of heads after n flips. Does X_n obey the central limit theorem when:

- (a) the Θ_r are independent and identically distributed?
 (b) $\Theta_r = \Theta$ for all r , where Θ is a random variable taking values in $(0, 1)$?

5.11 Large deviations

The law of large numbers asserts that, in a certain sense, the sum S_n of n independent identically distributed variables is approximately $n\mu$, where μ is a typical mean. The central limit theorem implies that the deviations of S_n from $n\mu$ are typically of the order \sqrt{n} , that is, small compared with the mean. Now, S_n may deviate from $n\mu$ by quantities of greater order than \sqrt{n} , say n^α where $\alpha > \frac{1}{2}$, but such ‘large deviations’ have probabilities which tend to zero as $n \rightarrow \infty$. It is often necessary in practice to estimate such probabilities. The theory of large deviations studies the asymptotic behaviour of $\mathbb{P}(|S_n - n\mu| > n^\alpha)$ as $n \rightarrow \infty$, for values of α satisfying $\alpha > \frac{1}{2}$; of particular interest is the case when $\alpha = 1$, corresponding to deviations of S_n from its mean $n\mu$ having the same order as the mean. The behaviour of such quantities is somewhat delicate, depending on rather more than the mean and variance of a typical summand.

Let X_1, X_2, \dots be a sequence of independent identically distributed random variables with mean μ and partial sums $S_n = X_1 + X_2 + \dots + X_n$. It is our target to estimate $\mathbb{P}(S_n > na)$ where $a > \mu$. The quantity central to the required estimate is the moment generating function $M(t) = \mathbb{E}(e^{tX})$ of a typical X_i , or more exactly its logarithm $\Lambda(t) = \log M(t)$. The function Λ is also known as the *cumulant generating function* of the X_i (recall Exercise (5.7.3)).

Before proceeding, we note some properties of Λ . First,

$$(1) \quad \Lambda(0) = \log M(0) = 0, \quad \Lambda'(0) = \frac{M'(0)}{M(0)} = \mu \quad \text{if } M'(0) \text{ exists.}$$

Secondly, $\Lambda(t)$ is convex wherever it is finite, since

$$(2) \quad \Lambda''(t) = \frac{M(t)M''(t) - M'(t)^2}{M(t)^2} = \frac{\mathbb{E}(e^{tX})\mathbb{E}(X^2 e^{tX}) - \mathbb{E}(X e^{tX})^2}{M(t)^2}$$

which is non-negative, by the Cauchy–Schwarz inequality (4.5.12) applied to the random variables $X e^{\frac{1}{2}tX}$ and $e^{\frac{1}{2}tX}$. We define the *Fenchel–Legendre transform* of $\Lambda(t)$ to be the function $\Lambda^*(a)$ given by

$$(3) \quad \Lambda^*(a) = \sup_{t \in \mathbb{R}} \{at - \Lambda(t)\}, \quad a \in \mathbb{R}.$$

The relationship between Λ and Λ^* is illustrated in Figure 5.4.

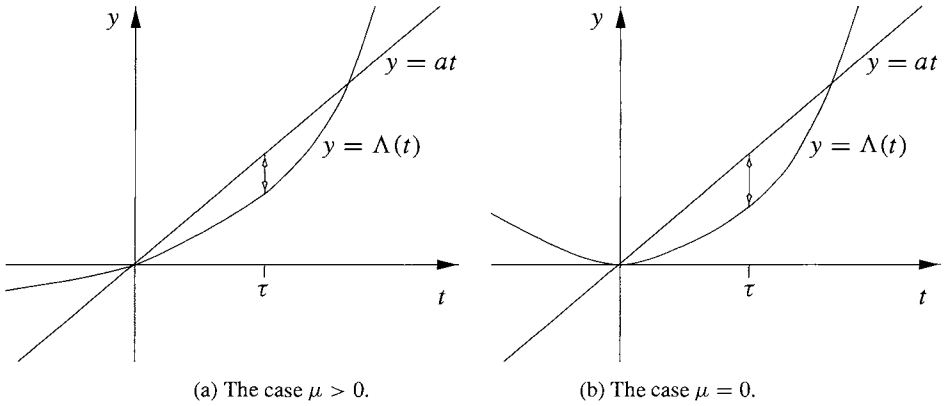


Figure 5.4. A sketch of the function $\Lambda(t) = \log M(t)$ in the two cases when $\Lambda'(0) = \mu > 0$ and when $\Lambda'(0) = \mu = 0$. The value of $\Lambda^*(a)$ is found by maximizing the function $g_a(t) = at - \Lambda(t)$, as indicated by the arrows. In the regular case, the supremum is achieved within the domain of convergence of M .

(4) Theorem. Large deviations†. Let X_1, X_2, \dots be independent identically distributed random variables with mean μ , and suppose that their moment generating function $M(t) = \mathbb{E}(e^{tX})$ is finite in some neighbourhood of the origin $t = 0$. Let a be such that $a > \mu$ and $\mathbb{P}(X > a) > 0$. Then $\Lambda^*(a) > 0$ and

$$(5) \quad \frac{1}{n} \log \mathbb{P}(S_n > na) \rightarrow -\Lambda^*(a) \quad \text{as } n \rightarrow \infty.$$

Thus, under the conditions of the theorem, $\mathbb{P}(S_n > na)$ decays exponentially in the manner of $e^{-n\Lambda^*(a)}$. We note that $\mathbb{P}(S_n > na) = 0$ if $\mathbb{P}(X > a) = 0$. The theorem may appear to deal only with deviations of S_n in excess of its mean; the corresponding result for deviations of S_n below the mean is obtained by replacing X_i by $-X_i$.

Proof. We may assume without loss of generality that $\mu = 0$; if $\mu \neq 0$, we replace X_i by $X_i - \mu$, noting in the obvious notation that $\Lambda_X(t) = \Lambda_{X-\mu}(t) + \mu t$ and $\Lambda_X^*(a) = \Lambda_{X-\mu}^*(a - \mu)$. Assume henceforth that $\mu = 0$.

We prove first that $\Lambda^*(a) > 0$ under the assumptions of the theorem. By the remarks after Definition (5.7.1),

$$at - \Lambda(t) = \log \left(\frac{e^{at}}{M(t)} \right) = \log \left(\frac{1 + at + o(t)}{1 + \frac{1}{2}\sigma^2 t^2 + o(t^2)} \right)$$

for small positive t , where $\sigma^2 = \text{var}(X)$; we have used here the assumption that $M(t) < \infty$ near the origin. For sufficiently small positive t , $1 + at + o(t) > 1 + \frac{1}{2}\sigma^2 t^2 + o(t^2)$, whence $\Lambda^*(a) > 0$ by (3).

†A version of this theorem was first published by Cramér in 1938 using different methods. Such theorems and their ramifications have had a very substantial impact on modern probability theory and its applications.

We make two notes for future use. First, since Λ is convex with $\Lambda'(0) = \mathbb{E}(X) = 0$, and since $a > 0$, the supremum of $at - \Lambda(t)$ over $t \in \mathbb{R}$ is unchanged by the restriction $t > 0$, which is to say that

$$(6) \quad \Lambda^*(a) = \sup_{t>0} \{at - \Lambda(t)\}, \quad a > 0.$$

(See Figure 5.4.) Secondly,

$$(7) \quad \Lambda \text{ is strictly convex wherever the second derivative } \Lambda'' \text{ exists.}$$

To see this, note that $\text{var}(X) > 0$ under the hypotheses of the theorem, implying by (2) and Theorem (4.5.12) that $\Lambda''(t) > 0$.

The upper bound for $\mathbb{P}(S_n > na)$ is derived in much the same way as was Bernstein's inequality (2.2.4). For $t > 0$, we have that $e^{tS_n} > e^{nat} I_{\{S_n > na\}}$, so that

$$\mathbb{P}(S_n > na) \leq e^{-nat} \mathbb{E}(e^{tS_n}) = \{e^{-at} M(t)\}^n = e^{-n(at - \Lambda(t))}.$$

This is valid for all $t > 0$, whence, by (6),

$$(8) \quad \frac{1}{n} \log \mathbb{P}(S_n > na) \leq - \sup_{t>0} \{at - \Lambda(t)\} = -\Lambda^*(a).$$

More work is needed for the lower bound, and there are two cases which we term the *regular* and *non-regular* cases. The regular case covers most cases of practical interest, and concerns the situation when the supremum defining $\Lambda^*(a)$ in (6) is achieved *strictly* within the domain of convergence of the moment generating function M . Under this condition, the required argument is interesting but fairly straightforward. Let $T = \sup\{t : M(t) < \infty\}$, noting that $0 < T \leq \infty$. Assume that we are in the regular case, which is to say that there exists $\tau \in (0, T)$ such that the supremum in (6) is achieved at τ ; that is,

$$(9) \quad \Lambda^*(a) = a\tau - \Lambda(\tau),$$

as sketched in Figure 5.4. Since $at - \Lambda(t)$ has a maximum at τ , and since Λ is infinitely differentiable on $(0, T)$, the derivative of $at - \Lambda(t)$ equals 0 at $t = \tau$, and therefore

$$(10) \quad \Lambda'(\tau) = a.$$

Let F be the common distribution function of the X_i . We introduce an ancillary distribution function \tilde{F} , sometimes called an 'exponential change of distribution' or a 'tilted distribution' (recall Exercise (5.8.11)), by

$$(11) \quad d\tilde{F}(u) = \frac{e^{\tau u}}{M(\tau)} dF(u)$$

which some may prefer to interpret as

$$\tilde{F}(y) = \frac{1}{M(\tau)} \int_{-\infty}^y e^{\tau u} dF(u).$$

Let $\tilde{X}_1, \tilde{X}_2, \dots$ be independent random variables having distribution function \tilde{F} , and write $\tilde{S}_n = \tilde{X}_1 + \tilde{X}_2 + \dots + \tilde{X}_n$. We note the following properties of the \tilde{X}_i . The moment generating function of the \tilde{X}_i is

$$(12) \quad \tilde{M}(t) = \int_{-\infty}^{\infty} e^{tu} d\tilde{F}(u) = \int_{-\infty}^{\infty} \frac{e^{(t+\tau)u}}{M(\tau)} dF(u) = \frac{M(t+\tau)}{M(\tau)}.$$

The first two moments of the \tilde{X}_i satisfy

$$(13) \quad \begin{aligned} \mathbb{E}(\tilde{X}_i) &= \tilde{M}'(0) = \frac{M'(\tau)}{M(\tau)} = \Lambda'(\tau) = a && \text{by (10),} \\ \text{var}(\tilde{X}_i) &= \mathbb{E}(\tilde{X}_i^2) - \mathbb{E}(\tilde{X}_i)^2 = \tilde{M}''(0) - \tilde{M}'(0)^2 \\ &= \Lambda''(\tau) \in (0, \infty) && \text{by (2) and (7).} \end{aligned}$$

Since \tilde{S}_n is the sum of n independent variables, it has moment generating function

$$\left(\frac{M(t+\tau)}{M(\tau)} \right)^n = \frac{\mathbb{E}(e^{(t+\tau)S_n})}{M(\tau)^n} = \frac{1}{M(\tau)^n} \int_{-\infty}^{\infty} e^{(t+\tau)u} dF_n(u)$$

where F_n is the distribution function of S_n . Therefore, the distribution function \tilde{F}_n of \tilde{S}_n satisfies

$$(14) \quad d\tilde{F}_n(u) = \frac{e^{\tau u}}{M(\tau)^n} dF_n(u).$$

Let $b > a$. We have that

$$\begin{aligned} \mathbb{P}(S_n > na) &= \int_{na}^{\infty} dF_n(u) \\ &= \int_{na}^{\infty} M(\tau)^n e^{-\tau u} d\tilde{F}_n(u) && \text{by (14)} \\ &\geq M(\tau)^n e^{-\tau nb} \int_{na}^{nb} d\tilde{F}_n(u) \\ &\geq e^{-n(\tau b - \Lambda(\tau))} \mathbb{P}(na < \tilde{S}_n < nb). \end{aligned}$$

Since the \tilde{X}_i have mean a and non-zero variance, we have by the central limit theorem applied to the \tilde{X}_i that $\mathbb{P}(\tilde{S}_n > na) \rightarrow \frac{1}{2}$ as $n \rightarrow \infty$, and by the law of large numbers that $\mathbb{P}(\tilde{S}_n < nb) \rightarrow 1$. Therefore,

$$\begin{aligned} \frac{1}{n} \log \mathbb{P}(S_n > na) &\geq -(\tau b - \Lambda(\tau)) + \frac{1}{n} \log \mathbb{P}(na < \tilde{S}_n < nb) \\ &\rightarrow -(\tau b - \Lambda(\tau)) && \text{as } n \rightarrow \infty \\ &\rightarrow -(\tau a - \Lambda(\tau)) = -\Lambda^*(a) && \text{as } b \downarrow a, \text{ by (9).} \end{aligned}$$

This completes the proof in the regular case.

Finally, we consider the non-regular case. Let c be a real number satisfying $c > a$, and write $Z^c = \min\{Z, c\}$, the truncation of the random variable Z at level c . Since $\mathbb{P}(X^c \leq c) = 1$, we have that $M^c(t) = \mathbb{E}(e^{tX^c}) \leq e^{tc}$ for $t > 0$, and therefore $M(t) < \infty$ for all $t > 0$. Note that $\mathbb{E}(X^c) \leq \mathbb{E}(X) = 0$, and $\mathbb{E}(X^c) \rightarrow 0$ as $c \rightarrow \infty$, by the monotone convergence theorem.

Since $\mathbb{P}(X > a) > 0$, there exists $b \in (a, c)$ such that $\mathbb{P}(X > b) > 0$. It follows that $\Lambda^c(t) = \log M^c(t)$ satisfies

$$at - \Lambda^c(t) \leq at - \log\{e^{tb}\mathbb{P}(X > b)\} \rightarrow -\infty \quad \text{as } t \rightarrow \infty.$$

We deduce that the supremum of $at - \Lambda^c(t)$ over values $t > 0$ is attained at some point $\tau = \tau^c \in (0, \infty)$. The random sequence X_1^c, X_2^c, \dots is therefore a regular case of the large deviation problem, and $a > \mathbb{E}(X^c)$, whence

$$(15) \quad \frac{1}{n} \log \mathbb{P}\left(\sum_{i=1}^n X_i^c > na\right) \rightarrow -\Lambda^{c^*}(a) \quad \text{as } n \rightarrow \infty,$$

by the previous part of this proof, where

$$(16) \quad \Lambda^{c^*}(a) = \sup_{t>0} \{at - \Lambda^c(t)\} = a\tau - \Lambda^c(\tau).$$

Now $\Lambda^c(t) = \mathbb{E}(e^{tX^c})$ is non-decreasing in c when $t > 0$, implying that Λ^{c^*} is non-increasing. Therefore there exists a real number $\Lambda^{\infty*}$ such that

$$(17) \quad \Lambda^{c^*}(a) \downarrow \Lambda^{\infty*} \quad \text{as } c \uparrow \infty.$$

Since $\Lambda^{c^*}(a) < \infty$ and $\Lambda^{c^*}(a) \geq -\Lambda^c(0) = 0$, we have that $0 \leq \Lambda^{\infty*} < \infty$.

Evidently $S_n \geq \sum_{i=1}^n X_i^c$, whence

$$\frac{1}{n} \log \mathbb{P}(S_n > na) \geq \frac{1}{n} \log \mathbb{P}\left(\sum_{i=1}^n X_i^c > na\right),$$

and it therefore suffices by (15)–(17) to prove that

$$(18) \quad \Lambda^{\infty*} \leq \Lambda^*(a).$$

Since $\Lambda^{\infty*} \leq \Lambda^{c^*}(a)$, the set $I_c = \{t \geq 0 : at - \Lambda^c(t) \geq \Lambda^{\infty*}\}$ is non-empty. Using the smoothness of Λ^c , and aided by a glance at Figure 5.4, we see that I_c is a non-empty closed interval. Since $\Lambda^c(t)$ is non-decreasing in c , the sets I_c are non-increasing. Since the intersection of nested compact sets is non-empty, the intersection $\bigcap_{c>a} I_c$ contains at least one real number ζ . By the monotone convergence theorem, $\Lambda^c(\zeta) \rightarrow \Lambda(\zeta)$ as $c \rightarrow \infty$, whence

$$a\zeta - \Lambda(\zeta) = \lim_{c \rightarrow \infty} \{a\zeta - \Lambda^c(\zeta)\} \geq \Lambda^{\infty*}$$

so that

$$\Lambda^*(a) = \sup_{t>0} \{at - \Lambda(t)\} \geq \Lambda^{\infty*}$$

as required in (18). ■

Exercises for Section 5.11

1. A fair coin is tossed n times, showing heads H_n times and tails T_n times. Let $S_n = H_n - T_n$. Show that

$$\mathbb{P}(S_n > an)^{1/n} \rightarrow \frac{1}{\sqrt{(1+a)^{1+a}(1-a)^{1-a}}} \quad \text{if } 0 < a < 1.$$

What happens if $a \geq 1$?

2. Show that

$$T_n^{1/n} \rightarrow \frac{4}{\sqrt{(1+a)^{1+a}(1-a)^{1-a}}}$$

as $n \rightarrow \infty$, where $0 < a < 1$ and

$$T_n = \sum_{\substack{k: \\ |k - \frac{1}{2}n| > \frac{1}{2}an}} \binom{n}{k}.$$

Find the asymptotic behaviour of $T_n^{1/n}$ where

$$T_n = \sum_{\substack{k: \\ k > n(1+a)}} \frac{n^k}{k!}, \quad \text{where } a > 0.$$

3. Show that the moment generating function of X is finite in a neighbourhood of the origin if and only if X has exponentially decaying tails, in the sense that there exist positive constants λ and μ such that $\mathbb{P}(|X| \geq a) \leq \mu e^{-\lambda a}$ for $a > 0$. [Seen in the light of this observation, the condition of the large deviation theorem (5.11.4) is very natural].

4. Let X_1, X_2, \dots be independent random variables having the Cauchy distribution, and let $S_n = X_1 + X_2 + \dots + X_n$. Find $\mathbb{P}(S_n > an)$.

5.12 Problems

- A die is thrown ten times. What is the probability that the sum of the scores is 27?
- A coin is tossed repeatedly, heads appearing with probability p on each toss.
 - Let X be the number of tosses until the first occasion by which three heads have appeared successively. Write down a difference equation for $f(k) = \mathbb{P}(X = k)$ and solve it. Now write down an equation for $\mathbb{E}(X)$ using conditional expectation. (Try the same thing for the first occurrence of HTH).
 - Let N be the number of heads in n tosses of the coin. Write down $G_N(s)$. Hence find the probability that: (i) N is divisible by 2, (ii) N is divisible by 3.
- A coin is tossed repeatedly, heads occurring on each toss with probability p . Find the probability generating function of the number T of tosses before a run of n heads has appeared for the first time.
- Find the generating function of the negative binomial mass function

$$f(k) = \binom{k-1}{r-1} p^r (1-p)^{k-r}, \quad k = r, r+1, \dots,$$

where $0 < p < 1$ and r is a positive integer. Deduce the mean and variance.

5. For the simple random walk, show that the probability $p_0(2n)$ that the particle returns to the origin at the $(2n)$ th step satisfies $p_0(2n) \sim (4pq)^n / \sqrt{\pi n}$, and use this to prove that the walk is persistent if and only if $p = \frac{1}{2}$. You will need Stirling's formula: $n! \sim n^{n+\frac{1}{2}} e^{-n} \sqrt{2\pi}$.

6. A symmetric random walk in two dimensions is defined to be a sequence of points $\{(X_n, Y_n) : n \geq 0\}$ which evolves in the following way: if $(X_n, Y_n) = (x, y)$ then (X_{n+1}, Y_{n+1}) is one of the four points $(x \pm 1, y)$, $(x, y \pm 1)$, each being picked with equal probability $\frac{1}{4}$. If $(X_0, Y_0) = (0, 0)$:

- show that $\mathbb{E}(X_n^2 + Y_n^2) = n$,
- find the probability $p_0(2n)$ that the particle is at the origin after the $(2n)$ th step, and deduce that the probability of ever returning to the origin is 1.

7. Consider the one-dimensional random walk $\{S_n\}$ given by

$$S_{n+1} = \begin{cases} S_n + 2 & \text{with probability } p, \\ S_n - 1 & \text{with probability } q = 1 - p, \end{cases}$$

where $0 < p < 1$. What is the probability of ever reaching the origin starting from $S_0 = a$ where $a > 0$?

8. Let X and Y be independent variables taking values in the positive integers such that

$$\mathbb{P}(X = k \mid X + Y = n) = \binom{n}{k} p^k (1-p)^{n-k}$$

for some p and all $0 \leq k \leq n$. Show that X and Y have Poisson distributions.

9. In a branching process whose family sizes have mean μ and variance σ^2 , find the variance of Z_n , the size of the n th generation, given that $Z_0 = 1$.

10. Waldegrave's problem. A group $\{A_1, A_2, \dots, A_r\}$ of $r (> 2)$ people play the following game. A_1 and A_2 wager on the toss of a fair coin. The loser puts $\mathcal{L}1$ in the pool, the winner goes on to play A_3 . In the next wager, the loser puts $\mathcal{L}1$ in the pool, the winner goes on to play A_4 , and so on. The winner of the $(r-1)$ th wager goes on to play A_1 , and the cycle recommences. The first person to beat all the others in sequence takes the pool.

- Find the probability generating function of the duration of the game.
- Find an expression for the probability that A_k wins.
- Find an expression for the expected size of the pool at the end of the game, given that A_k wins.
- Find an expression for the probability that the pool is intact after the n th spin of the coin.

This problem was discussed by Montmort, Bernoulli, de Moivre, Laplace, and others.

11. Show that the generating function H_n of the total number of individuals in the first n generations of a branching process satisfies $H_n(s) = sG(H_{n-1}(s))$.

12. Show that the number Z_n of individuals in the n th generation of a branching process satisfies $\mathbb{P}(Z_n > N \mid Z_m = 0) \leq G_m(0)^N$ for $n < m$.

13. (a) A hen lays N eggs where N is Poisson with parameter λ . The weight of the n th egg is W_n , where W_1, W_2, \dots are independent identically distributed variables with common probability generating function $G(s)$. Show that the generating function G_W of the total weight $W = \sum_{i=1}^N W_i$ is given by $G_W(s) = \exp\{-\lambda + \lambda G(s)\}$. W is said to have a *compound Poisson distribution*. Show further that, for any positive integral value of n , $G_W(s)^{1/n}$ is the probability generating function of some random variable; W (or its distribution) is said to be *infinitely divisible* in this regard.

(b) Show that if $H(s)$ is the probability generating function of some infinitely divisible distribution on the non-negative integers then $H(s) = \exp\{-\lambda + \lambda G(s)\}$ for some $\lambda (> 0)$ and some probability generating function $G(s)$.

14. The distribution of a random variable X is called *infinitely divisible* if, for all positive integers n , there exists a sequence $Y_1^{(n)}, Y_2^{(n)}, \dots, Y_n^{(n)}$ of independent identically distributed random variables such that X and $Y_1^{(n)} + Y_2^{(n)} + \dots + Y_n^{(n)}$ have the same distribution.

- (a) Show that the normal, Poisson, and gamma distributions are infinitely divisible.
 (b) Show that the characteristic function ϕ of an infinitely divisible distribution has no real zeros, in that $\phi(t) \neq 0$ for all real t .

15. Let X_1, X_2, \dots be independent variables each taking the values 0 or 1 with probabilities $1 - p$ and p , where $0 < p < 1$. Let N be a random variable taking values in the positive integers, independent of the X_i , and write $S = X_1 + X_2 + \dots + X_N$. Write down the conditional generating function of N given that $S = N$, in terms of the probability generating function G of N . Show that N has a Poisson distribution if and only if $\mathbb{E}(x^N)^p = \mathbb{E}(x^N \mid S = N)$ for all p and x .

16. If X and Y have joint probability generating function

$$G_{X,Y}(s, t) = \mathbb{E}(s^X t^Y) = \frac{\{1 - (p_1 + p_2)\}^n}{\{1 - (p_1 s + p_2 t)\}^n} \quad \text{where } p_1 + p_2 \leq 1,$$

find the marginal mass functions of X and Y , and the mass function of $X + Y$. Find also the conditional probability generating function $G_{X|Y}(s \mid y) = \mathbb{E}(s^X \mid Y = y)$ of X given that $Y = y$. The pair X, Y is said to have the *bivariate negative binomial distribution*.

17. If X and Y have joint probability generating function

$$G_{X,Y}(s, t) = \exp\{\alpha(s - 1) + \beta(t - 1) + \gamma(st - 1)\}$$

find the marginal distributions of X, Y , and the distribution of $X + Y$, showing that X and Y have the Poisson distribution, but that $X + Y$ does not unless $\gamma = 0$.

18. Define

$$I(a, b) = \int_0^\infty \exp(-a^2 u^2 - b^2 u^{-2}) du$$

for $a, b > 0$. Show that

- (a) $I(a, b) = a^{-1} I(1, ab)$, (b) $\partial I / \partial b = -2I(1, ab)$,
 (c) $I(a, b) = \sqrt{\pi} e^{-2ab} / (2a)$.
 (d) If X has density function $(d/\sqrt{x})e^{-c/x - gx}$ for $x > 0$, then

$$\mathbb{E}(e^{-tX}) = d \sqrt{\frac{\pi}{g+t}} \exp(-2\sqrt{c(g+t)}), \quad t > -g.$$

- (e) If X has density function $(2\pi x^3)^{-\frac{1}{2}} e^{-1/(2x)}$ for $x > 0$, then X has moment generating function given by $\mathbb{E}(e^{-tX}) = \exp\{-\sqrt{2t}\}$, $t \geq 0$. [Note that $\mathbb{E}(X^n) = \infty$ for $n \geq 1$.]

19. Let X, Y, Z be independent $N(0, 1)$ variables. Use characteristic functions and moment generating functions (Laplace transforms) to find the distributions of

- (a) $U = X/Y$,
 (b) $V = X^{-2}$,
 (c) $W = XYZ / \sqrt{X^2 Y^2 + Y^2 Z^2 + Z^2 X^2}$.

20. Let X have density function f and characteristic function ϕ , and suppose that $\int_{-\infty}^\infty |\phi(t)| dt < \infty$. Deduce that

$$f(x) = \frac{1}{2\pi} \int_{-\infty}^\infty e^{-itx} \phi(t) dt.$$

21. Conditioned branching process. Consider a branching process whose family sizes have the geometric mass function $f(k) = qp^k$, $k \geq 0$, where $\mu = p/q > 1$. Let Z_n be the size of the n th

generation, and assume $Z_0 = 1$. Show that the conditional distribution of Z_n/μ^n , given that $Z_n > 0$, converges as $n \rightarrow \infty$ to the exponential distribution with parameter $1 - \mu^{-1}$.

22. A random variable X is called *symmetric* if X and $-X$ are identically distributed. Show that X is symmetric if and only if the imaginary part of its characteristic function is identically zero.

23. Let X and Y be independent identically distributed variables with means 0 and variances 1. Let $\phi(t)$ be their common characteristic function, and suppose that $X + Y$ and $X - Y$ are independent. Show that $\phi(2t) = \phi(t)^3\phi(-t)$, and deduce that X and Y are $N(0, 1)$ variables.

More generally, suppose that X and Y are independent and identically distributed with means 0 and variances 1, and furthermore that $\mathbb{E}(X - Y | X + Y) = 0$ and $\text{var}(X - Y | X + Y) = 2$. Deduce that $\phi(s)^2 = \phi'(s)^2 - \phi(s)\phi''(s)$, and hence that X and Y are independent $N(0, 1)$ variables.

24. Show that the average $Z = n^{-1} \sum_{i=1}^n X_i$ of n independent Cauchy variables has the Cauchy distribution too. Why does this not violate the law of large numbers?

25. Let X and Y be independent random variables each having the Cauchy density function $f(x) = [\pi(1+x^2)]^{-1}$, and let $Z = \frac{1}{2}(X+Y)$.

- (a) Show by using characteristic functions that Z has the Cauchy distribution also.
 (b) Show by the convolution formula that Z has the Cauchy density function. You may find it helpful to check first that

$$f(x)f(y-x) = \frac{f(x) + f(y-x)}{\pi(4+y^2)} + g(y)\{xf(x) + (y-x)f(y-x)\}$$

where $g(y) = 2/[\pi y(4+y^2)]$.

26. Let X_1, X_2, \dots, X_n be independent variables with characteristic functions $\phi_1, \phi_2, \dots, \phi_n$. Describe random variables which have the following characteristic functions:

- (a) $\phi_1(t)\phi_2(t) \cdots \phi_n(t)$, (b) $|\phi_1(t)|^2$,
 (c) $\sum_{j=1}^n p_j \phi_j(t)$ where $p_j \geq 0$ and $\sum_{j=1}^n p_j = 1$, (d) $(2 - \phi_1(t))^{-1}$,
 (e) $\int_0^\infty \phi_1(ut)e^{-u} du$.

27. Find the characteristic functions corresponding to the following density functions on $(-\infty, \infty)$:

- (a) $1/\cosh(\pi x)$, (b) $(1 - \cos x)/(\pi x^2)$,
 (c) $\exp(-x - e^{-x})$, (d) $\frac{1}{2}e^{-|x|}$.

Show that the mean of the 'extreme-value distribution' in part (c) is Euler's constant γ .

28. Which of the following are characteristic functions:

- (a) $\phi(t) = 1 - |t|$ if $|t| \leq 1$, $\phi(t) = 0$ otherwise,
 (b) $\phi(t) = (1 + t^4)^{-1}$, (c) $\phi(t) = \exp(-t^4)$,
 (d) $\phi(t) = \cos t$, (e) $\phi(t) = 2(1 - \cos t)/t^2$.

29. Show that the characteristic function ϕ of a random variable X satisfies $|1 - \phi(t)| \leq \mathbb{E}|tX|$.

30. Suppose X and Y have joint characteristic function $\phi(s, t)$. Show that, subject to the appropriate conditions of differentiability,

$$i^{m+n} \mathbb{E}(X^m Y^n) = \left. \frac{\partial^{m+n} \phi}{\partial s^m \partial t^n} \right|_{s=t=0}$$

for any positive integers m and n .

31. If X has distribution function F and characteristic function ϕ , show that for $t > 0$

- (a) $\int_{[-t^{-1}, t^{-1}]} x^2 dF \leq \frac{3}{t^2} [1 - \text{Re } \phi(t)]$,
 (b) $\mathbb{P}\left(|X| \geq \frac{1}{t}\right) \leq \frac{7}{t} \int_0^t [1 - \text{Re } \phi(v)] dv$.

32. Let X_1, X_2, \dots be independent variables which are uniformly distributed on $[0, 1]$. Let $M_n = \max\{X_1, X_2, \dots, X_n\}$ and show that $n(1 - M_n) \xrightarrow{D} X$ where X is exponentially distributed with parameter 1. You need not use characteristic functions.
33. If X is either (a) Poisson with parameter λ , or (b) $\Gamma(1, \lambda)$, show that the distribution of $Y_\lambda = (X - \mathbb{E}X)/\sqrt{\text{var } X}$ approaches the $N(0, 1)$ distribution as $\lambda \rightarrow \infty$.
- (c) Show that

$$e^{-n} \left(1 + n + \frac{n^2}{2!} + \dots + \frac{n^n}{n!} \right) \rightarrow \frac{1}{2} \quad \text{as } n \rightarrow \infty.$$

34. Coupon collecting. Recall that you regularly buy quantities of some ineffably dull commodity. To attract your attention, the manufacturers add to each packet a small object which is also dull, and in addition useless, but there are n different types. Assume that each packet is equally likely to contain any one of the different types, as usual. Let T_n be the number of packets bought before you acquire a complete set of n objects. Show that $n^{-1}(T_n - n \log n) \xrightarrow{D} T$, where T is a random variable with distribution function $\mathbb{P}(T \leq x) = \exp(-e^{-x})$, $-\infty < x < \infty$.

35. Find a sequence (ϕ_n) of characteristic functions with the property that the limit given by $\phi(t) = \lim_{n \rightarrow \infty} \phi_n(t)$ exists for all t , but such that ϕ is not itself a characteristic function.

36. Use generating functions to show that it is not possible to load two dice in such a way that the sum of the values which they show is equally likely to take any value between 2 and 12. Compare with your method for Problem (2.7.12).

37. A biased coin is tossed N times, where N is a random variable which is Poisson distributed with parameter λ . Prove that the total number of heads shown is independent of the total number of tails. Show conversely that if the numbers of heads and tails are independent, then N has the Poisson distribution.

38. A *binary tree* is a tree (as in the section on branching processes) in which each node has exactly two descendants. Suppose that each node of the tree is coloured black with probability p , and white otherwise, independently of all other nodes. For any path π containing n nodes beginning at the root of the tree, let $B(\pi)$ be the number of black nodes in π , and let $X_n(k)$ be the number of such paths π for which $B(\pi) \geq k$. Show that there exists β_c such that

$$\mathbb{E}\{X_n(\beta n)\} \rightarrow \begin{cases} 0 & \text{if } \beta > \beta_c, \\ \infty & \text{if } \beta < \beta_c, \end{cases}$$

and show how to determine the value β_c .

Prove that

$$\mathbb{P}\{X_n(\beta n) \geq 1\} \rightarrow \begin{cases} 0 & \text{if } \beta > \beta_c, \\ 1 & \text{if } \beta < \beta_c. \end{cases}$$

39. Use the continuity theorem (5.9.5) to show that, as $n \rightarrow \infty$,
- (a) if X_n is $\text{bin}(n, \lambda/n)$ then the distribution of X_n converges to a Poisson distribution,
- (b) if Y_n is geometric with parameter $p = \lambda/n$ then the distribution of Y_n/n converges to an exponential distribution.
40. Let X_1, X_2, \dots be independent random variables with zero means and such that $\mathbb{E}|X_j^3| < \infty$ for all j . Show that $S_n = X_1 + X_2 + \dots + X_n$ satisfies $S_n/\sqrt{\text{var}(S_n)} \xrightarrow{D} N(0, 1)$ as $n \rightarrow \infty$ if

$$\sum_{j=1}^n \mathbb{E}|X_j^3| = o\left(\{\text{var}(S_n)\}^{-\frac{3}{2}}\right).$$

The following steps may be useful. Let $\sigma_j^2 = \text{var}(X_j)$, $\sigma(n)^2 = \text{var}(S_n)$, $\rho_j = \mathbb{E}|X_j^3|$, and ϕ_j and ψ_n be the characteristic functions of X_j and $S_n/\sigma(n)$ respectively.

- (i) Use Taylor's theorem to show that $|\phi_j(t) - 1| \leq 2t^2\sigma_j^2$ and $|\phi_j(t) - 1 + \frac{1}{2}\sigma_j^2 t^2| \leq |t|^3\rho_j$ for $j \geq 1$.
- (ii) Show that $|\log(1+z) - z| \leq |z|^2$ if $|z| \leq \frac{1}{2}$, where the logarithm has its principal value.
- (iii) Show that $\sigma_j^3 \leq \rho_j$, and deduce from the hypothesis that $\max_{1 \leq j \leq n} \sigma_j/\sigma(n) \rightarrow 0$ as $n \rightarrow \infty$, implying that $\max_{1 \leq j \leq n} |\phi_j(t/\sigma(n)) - 1| \rightarrow 0$.
- (iv) Deduce an upper bound for $|\log \phi_j(t/\sigma(n)) - \frac{1}{2}t^2\sigma_j^2/\sigma(n)^2|$, and sum to obtain that $\log \psi_n(t) \rightarrow -\frac{1}{2}t^2$.
41. Let X_1, X_2, \dots be independent variables each taking values $+1$ or -1 with probabilities $\frac{1}{2}$ and $\frac{1}{2}$. Show that

$$\sqrt{\frac{3}{n^3}} \sum_{k=1}^n kX_k \xrightarrow{D} N(0, 1) \quad \text{as } n \rightarrow \infty.$$

42. **Normal sample.** Let X_1, X_2, \dots, X_n be independent $N(\mu, \sigma^2)$ random variables. Define $\bar{X} = n^{-1} \sum_1^n X_i$ and $Z_i = X_i - \bar{X}$. Find the joint characteristic function of $\bar{X}, Z_1, Z_2, \dots, Z_n$, and hence prove that \bar{X} and $S^2 = (n-1)^{-1} \sum_1^n (X_i - \bar{X})^2$ are independent.
43. **Log-normal distribution.** Let X be $N(0, 1)$, and let $Y = e^X$; Y is said to have the *log-normal* distribution. Show that the density function of Y is

$$f(x) = \frac{1}{x\sqrt{2\pi}} \exp\left\{-\frac{1}{2}(\log x)^2\right\}, \quad x > 0.$$

For $|a| \leq 1$, define $f_a(x) = \{1 + a \sin(2\pi \log x)\} f(x)$. Show that f_a is a density function with finite moments of all (positive) orders, none of which depends on the value of a . The family $\{f_a : |a| \leq 1\}$ contains density functions which are not specified by their moments.

44. Consider a random walk whose steps are independent and identically distributed integer-valued random variables with non-zero mean. Prove that the walk is transient.
45. **Recurrent events.** Let $\{X_r : r \geq 1\}$ be the integer-valued identically distributed intervals between the times of a recurrent event process. Let L be the earliest time by which there has been an interval of length a containing no occurrence time. Show that, for integral a ,

$$\mathbb{E}(s^L) = \frac{s^a \mathbb{P}(X_1 > a)}{1 - \sum_{r=1}^a s^r \mathbb{P}(X_1 = r)}.$$

46. A biased coin shows heads with probability $p (= 1 - q)$. It is flipped repeatedly until the first time W_n by which it has shown n consecutive heads. Let $\mathbb{E}(s^{W_n}) = G_n(s)$. Show that $G_n = psG_{n-1}/(1 - qsG_{n-1})$, and deduce that

$$G_n(s) = \frac{(1 - ps)p^n s^n}{1 - s + qp^n s^{n+1}}.$$

47. In n flips of a biased coin which shows heads with probability $p (= 1 - q)$, let L_n be the length of the longest run of heads. Show that, for $r \geq 1$,

$$1 + \sum_{n=1}^{\infty} s^n \mathbb{P}(L_n < r) = \frac{1 - p^r s^r}{1 - s + qp^r s^{r+1}}.$$

48. The random process $\{X_n : n \geq 1\}$ decays geometrically fast in that, in the absence of external input, $X_{n+1} = \frac{1}{2}X_n$. However, at any time n the process is also increased by Y_n with probability

$\frac{1}{2}$, where $\{Y_n : n \geq 1\}$ is a sequence of independent exponential random variables with parameter λ . Find the limiting distribution of X_n as $n \rightarrow \infty$.

49. Let $G(s) = \mathbb{E}(s^X)$ where $X \geq 0$. Show that $\mathbb{E}\{(X+1)^{-1}\} = \int_0^1 G(s) ds$, and evaluate this when X is (a) Poisson with parameter λ , (b) geometric with parameter p , (c) binomial $\text{bin}(n, p)$, (d) logarithmic with parameter p (see Exercise (5.2.3)). Is there a non-trivial choice for the distribution of X such that $\mathbb{E}\{(X+1)^{-1}\} = \{\mathbb{E}(X+1)\}^{-1}$?

50. Find the density function of $\sum_{r=1}^N X_r$, where $\{X_r : r \geq 1\}$ are independent and exponentially distributed with parameter λ , and N is geometric with parameter p and independent of the X_r .

51. Let X have finite non-zero variance and characteristic function $\phi(t)$. Show that

$$\psi(t) = -\frac{1}{\mathbb{E}(X^2)} \frac{d^2\phi}{dt^2}$$

is a characteristic function, and find the corresponding distribution.

52. Let X and Y have joint density function

$$f(x, y) = \frac{1}{4} \{1 + xy(x^2 - y^2)\}, \quad |x| < 1, |y| < 1.$$

Show that $\phi_X(t)\phi_Y(t) = \phi_{X+Y}(t)$, and that X and Y are dependent.

Markov chains

Summary. A Markov chain is a random process with the property that, conditional on its present value, the future is independent of the past. The Chapman–Kolmogorov equations are derived, and used to explore the persistence and transience of states. Stationary distributions are studied at length, and the ergodic theorem for irreducible chains is proved using coupling. The reversibility of Markov chains is discussed. After a section devoted to branching processes, the theory of Poisson processes and birth–death processes is considered in depth, and the theory of continuous-time chains is sketched. The technique of imbedding a discrete-time chain inside a continuous-time chain is exploited in different settings. The basic properties of spatial Poisson processes are described, and the chapter ends with an account of the technique of Markov chain Monte Carlo.

6.1 Markov processes

The simple random walk (5.3) and the branching process (5.4) are two examples of sequences of random variables that evolve in some random but prescribed manner. Such collections are called† ‘random processes’. A typical random process X is a family $\{X_t : t \in T\}$ of random variables indexed by some set T . In the above examples $T = \{0, 1, 2, \dots\}$ and we call the process a ‘discrete-time’ process; in other important examples $T = \mathbb{R}$ or $T = [0, \infty)$ and we call it a ‘continuous-time’ process. In either case we think of a random process as a family of variables that evolve as time passes. These variables may even be independent of each other, but then the evolution is not very surprising and this very special case is of little interest to us in this chapter. Rather, we are concerned with more general, and we hope realistic, models for random evolution. Simple random walks and branching processes shared the following property: conditional on their values at the n th step, their future values did not depend on their previous values. This property proved to be very useful in their analysis, and it is to the general theory of processes with this property that we turn our attention now.

Until further notice we shall be interested in discrete-time processes. Let $\{X_0, X_1, \dots\}$ be a sequence of random variables which take values in some countable set S , called the *state*

†Such collections are often called ‘stochastic’ processes. The Greek verb ‘στοχάζομαι’ means ‘to shoot at, aim at, guess at’, and the adjective ‘στοχαστικός’ was used, for example by Plato, to mean ‘proceeding by guesswork’.

space†. Each X_n is a discrete random variable that takes one of N possible values, where $N = |S|$; it may be the case that $N = \infty$.

(1) Definition. The process X is a **Markov chain‡** if it satisfies the **Markov condition**:

$$\mathbb{P}(X_n = s \mid X_0 = x_0, X_1 = x_1, \dots, X_{n-1} = x_{n-1}) = \mathbb{P}(X_n = s \mid X_{n-1} = x_{n-1})$$

for all $n \geq 1$ and all $s, x_1, \dots, x_{n-1} \in S$.

A proof that the random walk is a Markov chain was given in Lemma (3.9.5). The reader can check that the Markov property is equivalent to each of the stipulations (2) and (3) below: for each $s \in S$ and for every sequence $\{x_i : i \geq 0\}$ in S ,

$$(2) \quad \mathbb{P}(X_{n+1} = s \mid X_{n_1} = x_{n_1}, X_{n_2} = x_{n_2}, \dots, X_{n_k} = x_{n_k}) = \mathbb{P}(X_{n+1} = s \mid X_{n_k} = x_{n_k})$$

for all $n_1 < n_2 < \dots < n_k \leq n$,

$$(3) \quad \mathbb{P}(X_{m+n} = s \mid X_0 = x_0, X_1 = x_1, \dots, X_m = x_m) = \mathbb{P}(X_{m+n} = s \mid X_m = x_m)$$

for any $m, n \geq 0$.

We have assumed that X takes values in some *countable set* S . The reason for this is essentially the same as the reason for treating discrete and continuous variables separately. Since S is assumed countable, it can be put in one–one correspondence with some subset S' of the integers, and without loss of generality we can assume that S is this set S' of integers. If $X_n = i$, then we say that the chain is in the ‘ i th state at the n th step’; we can also talk of the chain as ‘having the value i ’, ‘visiting i ’, or ‘being in state i ’, depending upon the context of the remark.

The evolution of a chain is described by its ‘transition probabilities’ $\mathbb{P}(X_{n+1} = j \mid X_n = i)$; it can be quite complicated in general since these probabilities depend upon the three quantities n, i , and j . We shall restrict our attention to the case when they do not depend on n but only upon i and j .

(4) Definition. The chain X is called **homogeneous** if

$$\mathbb{P}(X_{n+1} = j \mid X_n = i) = \mathbb{P}(X_1 = j \mid X_0 = i)$$

for all n, i, j . The **transition matrix \mathbf{P}** = (p_{ij}) is the $|S| \times |S|$ matrix of **transition probabilities**

$$p_{ij} = \mathbb{P}(X_{n+1} = j \mid X_n = i).$$

Some authors write p_{ji} in place of p_{ij} here, so beware; sometimes we write $p_{i,j}$ for p_{ij} . Henceforth, *all Markov chains are assumed homogeneous* unless otherwise specified; we assume that the process X is a Markov chain, and we denote the transition matrix of such a chain by \mathbf{P} .

†There is, of course, an underlying probability space $(\Omega, \mathcal{F}, \mathbb{P})$, and each X_n is an \mathcal{F} -measurable function which maps Ω into S .

‡The expression ‘stochastically determined process’ was in use until around 1930, when Khinchin suggested this more functional label.

(5) Theorem. The transition matrix \mathbf{P} is a stochastic matrix, which is to say that:

- (a) \mathbf{P} has non-negative entries, or $p_{ij} \geq 0$ for all i, j ,
- (b) \mathbf{P} has row sums equal to one, or $\sum_j p_{ij} = 1$ for all i .

Proof. An easy exercise. ■

We can easily see that (5) characterizes transition matrices.

Broadly speaking, we are interested in the evolution of X over two different time scales, the ‘short term’ and the ‘long term’. In the short term the random evolution of X is described by \mathbf{P} , whilst long-term changes are described in the following way.

(6) Definition. The n -step transition matrix $\mathbf{P}(m, m+n) = (p_{ij}(m, m+n))$ is the matrix of n -step transition probabilities $p_{ij}(m, m+n) = \mathbb{P}(X_{m+n} = j \mid X_m = i)$.

By the assumption of homogeneity, $\mathbf{P}(m, m+1) = \mathbf{P}$. That $\mathbf{P}(m, m+n)$ does not depend on m is a consequence of the following important fact.

(7) Theorem. Chapman–Kolmogorov equations.

$$p_{ij}(m, m+n+r) = \sum_k p_{ik}(m, m+n)p_{kj}(m+n, m+n+r).$$

Therefore, $\mathbf{P}(m, m+n+r) = \mathbf{P}(m, m+n)\mathbf{P}(m+n, m+n+r)$, and $\mathbf{P}(m, m+n) = \mathbf{P}^n$, the n th power of \mathbf{P} .

Proof. We have as required that

$$\begin{aligned} p_{ij}(m, m+n+r) &= \mathbb{P}(X_{m+n+r} = j \mid X_m = i) \\ &= \sum_k \mathbb{P}(X_{m+n+r} = j, X_{m+n} = k \mid X_m = i) \\ &= \sum_k \mathbb{P}(X_{m+n+r} = j \mid X_{m+n} = k, X_m = i)\mathbb{P}(X_{m+n} = k \mid X_m = i) \\ &= \sum_k \mathbb{P}(X_{m+n+r} = j \mid X_{m+n} = k)\mathbb{P}(X_{m+n} = k \mid X_m = i), \end{aligned}$$

where we have used the fact that $\mathbb{P}(A \cap B \mid C) = \mathbb{P}(A \mid B \cap C)\mathbb{P}(B \mid C)$, proved in Exercise (1.4.2), together with the Markov property (2). The established equation may be written in matrix form as $\mathbf{P}(m, m+n+r) = \mathbf{P}(m, m+n)\mathbf{P}(m+n, m+n+r)$, and it follows by iteration that $\mathbf{P}(m, m+n) = \mathbf{P}^n$. ■

It is a consequence of Theorem (7) that $\mathbf{P}(m, m+n) = \mathbf{P}(0, n)$, and we write henceforth \mathbf{P}_n for $\mathbf{P}(m, m+n)$, and $p_{ij}(n)$ for $p_{ij}(m, m+n)$. This theorem relates long-term development to short-term development, and tells us how X_n depends on the initial variable X_0 . Let $\mu_i^{(n)} = \mathbb{P}(X_n = i)$ be the mass function of X_n , and write $\boldsymbol{\mu}^{(n)}$ for the row vector with entries $(\mu_i^{(n)} : i \in S)$.

(8) Lemma. $\boldsymbol{\mu}^{(m+n)} = \boldsymbol{\mu}^{(m)}\mathbf{P}_n$, and hence $\boldsymbol{\mu}^{(n)} = \boldsymbol{\mu}^{(0)}\mathbf{P}^n$.

Proof. We have that

$$\begin{aligned} \mu_j^{(m+n)} &= \mathbb{P}(X_{m+n} = j) = \sum_i \mathbb{P}(X_{m+n} = j \mid X_m = i) \mathbb{P}(X_m = i) \\ &= \sum_i \mu_i^{(m)} p_{ij}(n) = (\boldsymbol{\mu}^{(m)} \mathbf{P}_n)_j \end{aligned}$$

and the result follows from Theorem (7). ■

Thus we reach the important conclusion that the random evolution of the chain is determined by the transition matrix \mathbf{P} and the initial mass function $\boldsymbol{\mu}^{(0)}$. Many questions about the chain can be expressed in terms of these quantities, and the study of the chain is thus largely reducible to the study of algebraic properties of matrices.

(9) Example. Simple random walk. The simple random walk on the integers has state space $S = \{0, \pm 1, \pm 2, \dots\}$ and transition probabilities

$$p_{ij} = \begin{cases} p & \text{if } j = i + 1, \\ q = 1 - p & \text{if } j = i - 1, \\ 0 & \text{otherwise.} \end{cases}$$

The argument leading to equation (3.10.2) shows that

$$p_{ij}(n) = \begin{cases} \binom{n}{\frac{1}{2}(n+j-i)} p^{\frac{1}{2}(n+j-i)} q^{\frac{1}{2}(n-j+i)} & \text{if } n + j - i \text{ is even,} \\ 0 & \text{otherwise.} \end{cases} \quad \bullet$$

(10) Example. Branching process. As in Section 5.4, $S = \{0, 1, 2, \dots\}$ and p_{ij} is the coefficient of s^j in $G(s)^i$. Also, $p_{ij}(n)$ is the coefficient of s^j in $G_n(s)^i$. ●

(11) Example. Gene frequencies. One of the most interesting and extensive applications of probability theory is to genetics, and particularly to the study of gene frequencies. The problem may be inadequately and superficially described as follows. For definiteness suppose the population is human. Genetic information is (mostly) contained in chromosomes, which are strands of chemicals grouped in cell nuclei. In humans ordinary cells carry 46 chromosomes, 44 of which are homologous pairs. For our purposes a chromosome can be regarded as an ordered set of n sites, the states of which can be thought of as a sequence of random variables C_1, C_2, \dots, C_n . The possible values of each C_i are certain combinations of chemicals, and these values influence (or determine) some characteristic of the owner such as hair colour or leg length.

Now, suppose that A is a possible value of C_1 , say, and let X_n be the number of individuals in the n th generation for which C_1 has the value A . What is the behaviour of the sequence $X_1, X_2, \dots, X_n, \dots$? The first important (and obvious) point is that the sequence is random, because of the following factors.

- (a) The value A for C_1 may affect the owner's chances of contributing to the next generation. If A gives you short legs, you stand a better chance of being caught by a sabre-toothed tiger. The breeding population is randomly selected from those born, but there may be bias for or against the gene A .

- (b) The breeding population is randomly combined into pairs to produce offspring. Each parent contributes 23 chromosomes to its offspring, but here again, if A gives you short legs you may have a smaller (or larger) chance of catching a mate.
- (c) Sex cells having half the normal complement of chromosomes are produced by a special and complicated process called ‘meiosis’. We shall not go into details, but essentially the homologous pairs of the parent are shuffled to produce new and different chromosomes for offspring. The sex cells from each parent (with 23 chromosomes) are then combined to give a new cell (with 46 chromosomes).
- (d) Since meiosis involves a large number of complex chemical operations it is hardly surprising that things go wrong occasionally, producing a new value for C_1 , \hat{A} say. This is a ‘mutation’.

The reader can now see that if generations are segregated (in a laboratory, say), then we can suppose that X_1, X_2, \dots is a Markov chain with a finite state space. If generations are not segregated and $X(t)$ is the frequency of A in the population at time t , then $X(t)$ may be a continuous-time Markov chain.

For a simple example, suppose that the population size is N , a constant. If $X_n = i$, it may seem reasonable that any member of the $(n + 1)$ th generation carries A with probability i/N , independently of the others. Then

$$p_{ij} = \mathbb{P}(X_{n+1} = j \mid X_n = i) = \binom{N}{j} \left(\frac{i}{N}\right)^j \left(1 - \frac{i}{N}\right)^{N-j}.$$

Even more simply, suppose that at each stage exactly one individual dies and is replaced by a new individual; each individual is picked for death with probability $1/N$. If $X_n = i$, we assume that the probability that the replacement carries A is i/N . Then

$$p_{ij} = \begin{cases} \frac{i(N-i)}{N^2} & \text{if } j = i \pm 1, \\ 1 - 2\frac{i(N-i)}{N^2} & \text{if } j = i, \\ 0 & \text{otherwise.} \end{cases} \bullet$$

(12) Example. Recurrent events. Suppose that X is a Markov chain on S , with $X_0 = i$. Let $T(1)$ be the time of the first return of the chain to i : that is, $T(1) = \min\{n \geq 1 : X_n = i\}$, with the convention that $T(1) = \infty$ if $X_n \neq i$ for all $n \geq 1$. Suppose that you tell me that $T(1) = 3$, say, which is to say that $X_n \neq i$ for $n = 1, 2$, and $X_3 = i$. The future evolution of the chain $\{X_3, X_4, \dots\}$ depends, by the Markov property, only on the fact that the new starting point X_3 equals i , and does not depend further on the values of X_0, X_1, X_2 . Thus the future process $\{X_3, X_4, \dots\}$ has the same distribution as had the original process $\{X_0, X_1, \dots\}$ starting from state i . The same argument is valid for any given value of $T(1)$, and we are therefore led to the following observation. Having returned to its starting point for the first time, the future of the chain has the same distribution as had the original chain. Let $T(2)$ be the time which elapses between the first and second return of the chain to its starting point. Then $T(1)$ and $T(2)$ must be independent and identically distributed random variables. Arguing similarly for future returns, we deduce that the time of the n th return of the chain to its starting point may be represented as $T(1) + T(2) + \dots + T(n)$, where $T(1), T(2), \dots$ are independent identically distributed random variables. That is to say, the return times of the chain form a

‘recurrent-event process’; see Example (5.2.15). Some care is needed in order to make this argument fully rigorous, and this is the challenge of Exercise (5).

A problem arises with the above argument if $T(1)$ takes the value ∞ with strictly positive probability, which is to say that the chain is not (almost) certain to return to its starting point. For the moment we overlook this difficulty, and suppose not only that $\mathbb{P}(T(1) < \infty) = 1$, but also that $\mu = \mathbb{E}(T(1))$ satisfies $\mu < \infty$. It is now an immediate consequence of the renewal theorem (5.2.24) that

$$p_{ii}(n) = \mathbb{P}(X_n = i \mid X_0 = i) \rightarrow \frac{1}{\mu} \quad \text{as } n \rightarrow \infty$$

so long as the distribution of $T(1)$ is non-arithmetic; the latter condition is certainly satisfied if, say, $p_{ii} > 0$. ●

(13) Example. Bernoulli process. Let $S = \{0, 1, 2, \dots\}$ and define the Markov chain Y by $Y_0 = 0$ and

$$\mathbb{P}(Y_{n+1} = s + 1 \mid Y_n = s) = p, \quad \mathbb{P}(Y_{n+1} = s \mid Y_n = s) = 1 - p,$$

for all $n \geq 0$, where $0 < p < 1$. You may think of Y_n as the number of heads thrown in n tosses of a coin. It is easy to see that

$$\mathbb{P}(Y_{m+n} = j \mid Y_m = i) = \binom{n}{j-i} p^{j-i} (1-p)^{n-j+i}, \quad 0 \leq j-i \leq n.$$

Viewed as a Markov chain, Y is not a very interesting process. Suppose, however, that the value of Y_n is counted using a conventional digital decimal meter, and let X_n be the final digit of the reading, $X_n = Y_n$ modulo 10. It may be checked that $X = \{X_n : n \geq 0\}$ is a Markov chain on the state space $S' = \{0, 1, 2, \dots, 9\}$ with transition matrix

$$\mathbf{P} = \begin{pmatrix} 1-p & p & 0 & \cdots & 0 \\ 0 & 1-p & p & \cdots & 0 \\ \vdots & \vdots & \vdots & \ddots & \vdots \\ p & 0 & 0 & \cdots & 1-p \end{pmatrix}.$$

There are various ways of studying the behaviour of X . If we are prepared to use the renewal theorem (5.2.24), then we might argue as follows. The process X passes through the values $0, 1, 2, \dots, 9, 0, 1, \dots$ sequentially. Consider the times at which X takes the value i , say. These times form a recurrent-event process for which a typical inter-occurrence time T satisfies

$$T = \begin{cases} 1 & \text{with probability } 1-p, \\ 1+Z & \text{with probability } p, \end{cases}$$

where Z has the negative binomial distribution with parameters 9 and p . Therefore $\mathbb{E}(T) = 1 + p\mathbb{E}(Z) = 1 + p(9/p) = 10$. It is now an immediate consequence of the renewal theorem that $\mathbb{P}(X_n = i) \rightarrow \frac{1}{10}$ for $i = 0, 1, \dots, 9$, as $n \rightarrow \infty$. ●

(14) Example. Markov’s other chain (1910). Let Y_1, Y_3, Y_5, \dots be a sequence of independent identically distributed random variables such that

$$(15) \quad \mathbb{P}(Y_{2k+1} = -1) = \mathbb{P}(Y_{2k+1} = 1) = \frac{1}{2}, \quad k = 0, 1, 2, \dots,$$

and define $Y_{2k} = Y_{2k-1}Y_{2k+1}$, for $k = 1, 2, \dots$. You may check that Y_2, Y_4, \dots is a sequence of independent identically distributed variables with the same distribution (15). Now $\mathbb{E}(Y_{2k}Y_{2k+1}) = \mathbb{E}(Y_{2k-1}Y_{2k+1}^2) = \mathbb{E}(Y_{2k-1}) = 0$, and so (by the result of Problem (3.11.12)) the sequence Y_1, Y_2, \dots is pairwise independent. Hence $p_{ij}(n) = \mathbb{P}(Y_{m+n} = j \mid Y_m = i)$ satisfies $p_{ij}(n) = \frac{1}{2}$ for all n and $i, j = \pm 1$, and it follows easily that the Chapman–Kolmogorov equations are satisfied.

Is Y a Markov chain? No, because $\mathbb{P}(Y_{2k+1} = 1 \mid Y_{2k} = -1) = \frac{1}{2}$, whereas

$$\mathbb{P}(Y_{2k+1} = 1 \mid Y_{2k} = -1, Y_{2k-1} = 1) = 0.$$

Thus, whilst the Chapman–Kolmogorov equations are *necessary* for the Markov property, they are not *sufficient*; this is for much the same reason that pairwise independence is weaker than independence.

Although Y is not a Markov chain, we can find a Markov chain by enlarging the state space. Let $Z_n = (Y_n, Y_{n+1})$, taking values in $S = \{-1, +1\}^2$. It is an *exercise* to check that Z is a (non-homogeneous) Markov chain with, for example,

$$\mathbb{P}(Z_{n+1} = (1, 1) \mid Z_n = (1, 1)) = \begin{cases} \frac{1}{2} & \text{if } n \text{ even,} \\ 1 & \text{if } n \text{ odd.} \end{cases}$$

This technique of ‘imbedding’ Y in a Markov chain on a larger state space turns out to be useful in many contexts of interest. ●

Exercises for Section 6.1

1. Show that any sequence of independent random variables taking values in the countable set S is a Markov chain. Under what condition is this chain homogeneous?
2. A die is rolled repeatedly. Which of the following are Markov chains? For those that are, supply the transition matrix.
 - (a) The largest number X_n shown up to the n th roll.
 - (b) The number N_n of sixes in n rolls.
 - (c) At time r , the time C_r since the most recent six.
 - (d) At time r , the time B_r until the next six.
3. Let $\{S_n : n \geq 0\}$ be a simple random walk with $S_0 = 0$, and show that $X_n = |S_n|$ defines a Markov chain; find the transition probabilities of this chain. Let $M_n = \max\{S_k : 0 \leq k \leq n\}$, and show that $Y_n = M_n - S_n$ defines a Markov chain. What happens if $S_0 \neq 0$?
4. Let X be a Markov chain and let $\{n_r : r \geq 0\}$ be an unbounded increasing sequence of positive integers. Show that $Y_r = X_{n_r}$ constitutes a (possibly inhomogeneous) Markov chain. Find the transition matrix of Y when $n_r = 2r$ and X is: (a) simple random walk, and (b) a branching process.
5. Let X be a Markov chain on S , and let $I : S^n \rightarrow \{0, 1\}$. Show that the distribution of X_n, X_{n+1}, \dots , conditional on $\{I(X_1, \dots, X_n) = 1\} \cap \{X_n = i\}$, is identical to the distribution of X_n, X_{n+1}, \dots conditional on $\{X_n = i\}$.
6. **Strong Markov property.** Let X be a Markov chain on S , and let T be a random variable taking values in $\{0, 1, 2, \dots\}$ with the property that the indicator function $I_{\{T=n\}}$, of the event that $T = n$, is a function of the variables X_1, X_2, \dots, X_n . Such a random variable T is called a *stopping time*, and the above definition requires that it is decidable whether or not $T = n$ with a knowledge only of the past and present, X_0, X_1, \dots, X_n , and with no further information about the future.

Show that

$$\mathbb{P}(X_{T+m} = j \mid X_k = x_k \text{ for } 0 \leq k < T, X_T = i) = \mathbb{P}(X_{T+m} = j \mid X_T = i)$$

for $m \geq 0$, $i, j \in S$, and all sequences (x_k) of states.

7. Let X be a Markov chain with state space S , and suppose that $h : S \rightarrow T$ is one-one. Show that $Y_n = h(X_n)$ defines a Markov chain on T . Must this be so if h is not one-one?

8. Let X and Y be Markov chains on the set \mathbb{Z} of integers. Is the sequence $Z_n = X_n + Y_n$ necessarily a Markov chain?

9. Let X be a Markov chain. Which of the following are Markov chains?

- (a) X_{m+r} for $r \geq 0$.
- (b) X_{2m} for $m \geq 0$.
- (c) The sequence of pairs (X_n, X_{n+1}) for $n \geq 0$.

10. Let X be a Markov chain. Show that, for $1 < r < n$,

$$\begin{aligned} \mathbb{P}(X_r = k \mid X_i = x_i \text{ for } i = 1, 2, \dots, r-1, r+1, \dots, n) \\ = \mathbb{P}(X_r = k \mid X_{r-1} = x_{r-1}, X_{r+1} = x_{r+1}). \end{aligned}$$

11. Let $\{X_n : n \geq 1\}$ be independent identically distributed integer-valued random variables. Let $S_n = \sum_{r=1}^n X_r$, with $S_0 = 0$, $Y_n = X_n + X_{n-1}$ with $X_0 = 0$, and $Z_n = \sum_{r=0}^n S_r$. Which of the following constitute Markov chains: (a) S_n , (b) Y_n , (c) Z_n , (d) the sequence of pairs (S_n, Z_n) ?

12. A stochastic matrix \mathbf{P} is called *doubly stochastic* if $\sum_i p_{ij} = 1$ for all j . It is called *sub-stochastic* if $\sum_i p_{ij} \leq 1$ for all j . Show that, if \mathbf{P} is stochastic (respectively, doubly stochastic, sub-stochastic), then \mathbf{P}^n is stochastic (respectively, doubly stochastic, sub-stochastic) for all n .

6.2 Classification of states

We can think of the development of the chain as the motion of a notional particle which jumps between the states of the state space S at each epoch of time. As in Section 5.3, we may be interested in the (possibly infinite) time which elapses before the particle returns to its starting point. We saw there that it sufficed to find the distribution of the length of time until the particle returns for the first time, since other interarrival times are merely independent copies of this. However, need the particle ever return to its starting point? With this question in mind we make the following definition.

(1) **Definition.** State i is called **persistent** (or **recurrent**) if

$$\mathbb{P}(X_n = i \text{ for some } n \geq 1 \mid X_0 = i) = 1,$$

which is to say that the probability of eventual return to i , having started from i , is 1. If this probability is strictly less than 1, the state i is called **transient**.

As in Section 5.3, we are interested in the *first passage times* of the chain. Let

$$f_{ij}(n) = \mathbb{P}(X_1 \neq j, X_2 \neq j, \dots, X_{n-1} \neq j, X_n = j \mid X_0 = i)$$

be the probability that the first visit to state j , starting from i , takes place at the n th step. Define

$$(2) \quad f_{ij} = \sum_{n=1}^{\infty} f_{ij}(n)$$

to be the probability that the chain ever visits j , starting from i . Of course, j is persistent if and only if $f_{jj} = 1$. We seek a criterion for persistence in terms of the n -step transition probabilities. Following our random walk experience, we define the generating functions

$$P_{ij}(s) = \sum_{n=0}^{\infty} s^n p_{ij}(n), \quad F_{ij}(s) = \sum_{n=0}^{\infty} s^n f_{ij}(n),$$

with the conventions that $p_{ij}(0) = \delta_{ij}$, the Kronecker delta, and $f_{ij}(0) = 0$ for all i and j . Clearly $f_{ij} = F_{ij}(1)$. We usually assume that $|s| < 1$, since $P_{ij}(s)$ is then guaranteed to converge. On occasions when we require properties of $P_{ij}(s)$ as $s \uparrow 1$, we shall appeal to Abel's theorem (5.1.15).

(3) Theorem.

- (a) $P_{ii}(s) = 1 + F_{ii}(s)P_{ii}(s)$.
- (b) $P_{ij}(s) = F_{ij}(s)P_{jj}(s)$ if $i \neq j$.

Proof. The proof is exactly as that of Theorem (5.3.1). Fix $i, j \in S$ and let $A_m = \{X_m = j\}$ and B_m be the event that the first visit to j (after time 0) takes place at time m ; that is, $B_m = \{X_r \neq j \text{ for } 1 \leq r < m, X_m = j\}$. The B_m are disjoint, so that

$$\mathbb{P}(A_m | X_0 = i) = \sum_{r=1}^m \mathbb{P}(A_m \cap B_r | X_0 = i).$$

Now, using the Markov condition (as found in Exercises (6.1.5) or (6.1.6)),

$$\begin{aligned} \mathbb{P}(A_m \cap B_r | X_0 = i) &= \mathbb{P}(A_m | B_r, X_0 = i)\mathbb{P}(B_r | X_0 = i) \\ &= \mathbb{P}(A_m | X_r = j)\mathbb{P}(B_r | X_0 = i). \end{aligned}$$

Hence

$$p_{ij}(m) = \sum_{r=1}^m f_{ij}(r)p_{jj}(m-r), \quad m = 1, 2, \dots$$

Multiply throughout by s^m , where $|s| < 1$, and sum over $m (\geq 1)$ to find that $P_{ij}(s) - \delta_{ij} = F_{ij}(s)P_{jj}(s)$ as required. ■

(4) Corollary.

- (a) State j is persistent if $\sum_n p_{jj}(n) = \infty$, and if this holds then $\sum_n p_{ij}(n) = \infty$ for all i such that $f_{ij} > 0$.
- (b) State j is transient if $\sum_n p_{jj}(n) < \infty$, and if this holds then $\sum_n p_{ij}(n) < \infty$ for all i .

Proof. First we show that j is persistent if and only if $\sum_n p_{jj}(n) = \infty$. From (3a),

$$P_{jj}(s) = \frac{1}{1 - F_{jj}(s)} \quad \text{if } |s| < 1.$$

Hence, as $s \uparrow 1$, $P_{jj}(s) \rightarrow \infty$ if and only if $f_{jj} = F_{jj}(1) = 1$. Now use Abel's theorem (5.1.15) to obtain $\lim_{s \uparrow 1} P_{jj}(s) = \sum_n p_{jj}(n)$ and our claim is shown. Use (3b) to complete the proof. ■

(5) **Corollary.** *If j is transient then $p_{ij}(n) \rightarrow 0$ as $n \rightarrow \infty$ for all i .*

Proof. This is immediate from (4). ■

An important application of Theorem (4) is to the persistence of symmetric random walk; see Problem (5.12.5).

Thus each state is either persistent or transient. It is intuitively clear that the number $N(i)$ of times which the chain visits its starting point i satisfies

$$(6) \quad \mathbb{P}(N(i) = \infty) = \begin{cases} 1 & \text{if } i \text{ is persistent,} \\ 0 & \text{if } i \text{ is transient,} \end{cases}$$

since after each such visit, subsequent return is assured if and only if $f_{ii} = 1$ (see Problem (6.15.5) for a more detailed argument).

Here is another important classification of states. Let

$$T_j = \min\{n \geq 1 : X_n = j\}$$

be the time of the first visit to j , with the convention that $T_j = \infty$ if this visit never occurs; $\mathbb{P}(T_i = \infty \mid X_0 = i) > 0$ if and only if i is transient, and in this case $\mathbb{E}(T_i \mid X_0 = i) = \infty$.

(7) **Definition.** The **mean recurrence time** μ_i of a state i is defined as

$$\mu_i = \mathbb{E}(T_i \mid X_0 = i) = \begin{cases} \sum_n n f_{ii}(n) & \text{if } i \text{ is persistent,} \\ \infty & \text{if } i \text{ is transient.} \end{cases}$$

Note that μ_i may be infinite even if i is persistent.

(8) **Definition.** For a persistent state i ,

$$i \text{ is called } \begin{cases} \text{null} & \text{if } \mu_i = \infty, \\ \text{non-null (or positive)} & \text{if } \mu_i < \infty. \end{cases}$$

There is a simple criterion for nullity in terms of the transition probabilities.

(9) **Theorem.** *A persistent state is null if and only if $p_{ii}(n) \rightarrow 0$ as $n \rightarrow \infty$; if this holds then $p_{ji}(n) \rightarrow 0$ for all j .*

Proof. We defer this until note (a) after Theorem (6.4.17). ■

Finally, for technical reasons we shall sometimes be interested in the epochs of time at which return to the starting point is possible.

(10) **Definition.** The **period** $d(i)$ of a state i is defined by $d(i) = \gcd\{n : p_{ii}(n) > 0\}$, the greatest common divisor of the epochs at which return is possible. We call i **periodic** if $d(i) > 1$ and **aperiodic** if $d(i) = 1$.

This to say, $p_{ii}(n) = 0$ unless n is a multiple of $d(i)$, and $d(i)$ is maximal with this property.

(11) **Definition.** A state is called **ergodic** if it is persistent, non-null, and aperiodic.

(12) Example. Random walk. Corollary (5.3.4) and Problem (5.12.5) show that the states of the simple random walk are all periodic with period 2, and

(a) transient, if $p \neq \frac{1}{2}$,

(b) null persistent, if $p = \frac{1}{2}$. ●

(13) Example. Branching process. Consider the branching process of Section 5.4 and suppose that $\mathbb{P}(Z_1 = 0) > 0$. Then 0 is called an *absorbing* state, because the chain never leaves it once it has visited it; all other states are transient. ●

Exercises for Section 6.2

1. Last exits. Let $l_{ij}(n) = \mathbb{P}(X_n = j, X_k \neq i \text{ for } 1 \leq k < n \mid X_0 = i)$, the probability that the chain passes from i to j in n steps without revisiting i . Writing

$$L_{ij}(s) = \sum_{n=1}^{\infty} s^n l_{ij}(n),$$

show that $P_{ij}(s) = P_{ii}(s)L_{ij}(s)$ if $i \neq j$. Deduce that the first passage times and last exit times have the same distribution for any Markov chain for which $P_{ii}(s) = P_{jj}(s)$ for all i and j . Give an example of such a chain.

2. Let X be a Markov chain containing an absorbing state s with which all other states i communicate, in the sense that $p_{is}(n) > 0$ for some $n = n(i)$. Show that all states other than s are transient.

3. Show that a state i is persistent if and only if the mean number of visits of the chain to i , having started at i , is infinite.

4. Visits. Let $V_j = |\{n \geq 1 : X_n = j\}|$ be the number of visits of the Markov chain X to j , and define $\eta_{ij} = \mathbb{P}(V_j = \infty \mid X_0 = i)$. Show that:

$$(a) \eta_{ii} = \begin{cases} 1 & \text{if } i \text{ is persistent,} \\ 0 & \text{if } i \text{ is transient,} \end{cases}$$

$$(b) \eta_{ij} = \begin{cases} \mathbb{P}(T_j < \infty \mid X_0 = i) & \text{if } j \text{ is persistent,} \\ 0 & \text{if } j \text{ is transient,} \end{cases} \quad \text{where } T_j = \min\{n \geq 1 : X_n = j\}.$$

5. Symmetry. The distinct pair i, j of states of a Markov chain is called *symmetric* if

$$\mathbb{P}(T_j < T_i \mid X_0 = i) = \mathbb{P}(T_i < T_j \mid X_0 = j),$$

where $T_i = \min\{n \geq 1 : X_n = i\}$. Show that, if $X_0 = i$ and i, j is symmetric, the expected number of visits to j before the chain revisits i is 1.

6.3 Classification of chains

We consider next the ways in which the states of a Markov chain are related to one other. This investigation will help us to achieve a full classification of the states in the language of the previous section.

(1) Definition. We say i **communicates with** j , written $i \rightarrow j$, if the chain may ever visit state j with positive probability, having started from i . That is, $i \rightarrow j$ if $p_{ij}(m) > 0$ for some $m \geq 0$. We say i and j **intercommunicate** if $i \rightarrow j$ and $j \rightarrow i$, in which case we write $i \leftrightarrow j$.

If $i \neq j$, then $i \rightarrow j$ if and only if $f_{ij} > 0$. Clearly $i \rightarrow i$ since $p_{ii}(0) = 1$, and it follows that \leftrightarrow is an equivalence relation (*exercise*: if $i \leftrightarrow j$ and $j \leftrightarrow k$, show that $i \leftrightarrow k$). The state space S can be partitioned into the equivalence classes of \leftrightarrow . Within each equivalence class all states are of the same type.

(2) Theorem. *If $i \leftrightarrow j$ then:*

- (a) i and j have the same period,
- (b) i is transient if and only if j is transient,
- (c) i is null persistent if and only if j is null persistent.

Proof. (b) If $i \leftrightarrow j$ then there exist $m, n \geq 0$ such that $\alpha = p_{ij}(m)p_{ji}(n) > 0$. By the Chapman–Kolmogorov equations (6.1.7),

$$p_{ii}(m+r+n) \geq p_{ij}(m)p_{jj}(r)p_{ji}(n) = \alpha p_{jj}(r),$$

for any non-negative integer r . Now sum over r to obtain

$$\sum_r p_{jj}(r) < \infty \quad \text{if} \quad \sum_r p_{ii}(r) < \infty.$$

Thus, by Corollary (6.2.4), j is transient if i is transient. The converse holds similarly and (b) is shown.

(a) This proof is similar and proceeds by way of Definition (6.2.10).

(c) We defer this until the next section. A possible route is by way of Theorem (6.2.9), but we prefer to proceed differently in order to avoid the danger of using a circular argument. ■

(3) Definition. A set C of states is called:

- (a) **closed** if $p_{ij} = 0$ for all $i \in C, j \notin C$,
- (b) **irreducible** if $i \leftrightarrow j$ for all $i, j \in C$.

Once the chain takes a value in a closed set C of states then it never leaves C subsequently. A closed set containing exactly one state is called *absorbing*; for example, the state 0 is absorbing for the branching process. It is clear that the equivalence classes of \leftrightarrow are irreducible. We call an irreducible set C *aperiodic* (or *persistent*, *null*, and so on) if all the states in C have this property; Theorem (2) ensures that this is meaningful. If the whole state space S is irreducible, then we speak of the chain itself as having the property in question.

(4) Decomposition theorem. *The state space S can be partitioned uniquely as*

$$S = T \cup C_1 \cup C_2 \cup \dots$$

where T is the set of transient states, and the C_i are irreducible closed sets of persistent states.

Proof. Let C_1, C_2, \dots be the persistent equivalence classes of \leftrightarrow . We need only show that each C_r is closed. Suppose on the contrary that there exist $i \in C_r, j \notin C_r$, such that $p_{ij} > 0$. Now $j \not\rightarrow i$, and therefore

$$\mathbb{P}(X_n \neq i \text{ for all } n \geq 1 \mid X_0 = i) \geq \mathbb{P}(X_1 = j \mid X_0 = i) > 0,$$

in contradiction of the assumption that i is persistent. ■

The decomposition theorem clears the air a little. For, on the one hand, if $X_0 \in C_r$, say, the chain never leaves C_r and we might as well take C_r to be the whole state space. On the other hand, if $X_0 \in T$ then the chain either stays in T for ever or moves eventually to one of the C_k where it subsequently remains. Thus, either the chain always takes values in the set of transient states or it lies eventually in some irreducible closed set of persistent states. For the special case when S is finite the first of these possibilities cannot occur.

(5) Lemma. *If S is finite, then at least one state is persistent and all persistent states are non-null.*

Proof. If all states are transient, then take the limit through the summation sign to obtain the contradiction

$$1 = \lim_{n \rightarrow \infty} \sum_j p_{ij}(n) = 0$$

by Corollary (6.2.5). The same contradiction arises by Theorem (6.2.9) for the closed set of all null persistent states, should this set be non-empty. ■

(6) Example. Let $S = \{1, 2, 3, 4, 5, 6\}$ and

$$\mathbf{P} = \begin{pmatrix} \frac{1}{2} & \frac{1}{2} & 0 & 0 & 0 & 0 \\ \frac{1}{4} & \frac{3}{4} & 0 & 0 & 0 & 0 \\ \frac{1}{4} & \frac{1}{4} & \frac{1}{4} & \frac{1}{4} & 0 & 0 \\ \frac{1}{4} & 0 & \frac{1}{4} & \frac{1}{4} & 0 & \frac{1}{4} \\ 0 & 0 & 0 & 0 & \frac{1}{2} & \frac{1}{2} \\ 0 & 0 & 0 & 0 & \frac{1}{2} & \frac{1}{2} \end{pmatrix}.$$

The sets $\{1, 2\}$ and $\{5, 6\}$ are irreducible and closed, and therefore contain persistent non-null states. States 3 and 4 are transient because $3 \rightarrow 4 \rightarrow 6$ but return from 6 is impossible. All states have period 1 because $p_{ii}(1) > 0$ for all i . Hence, 3 and 4 are transient, and 1, 2, 5, and 6 are ergodic. Easy calculations give

$$f_{11}(n) = \begin{cases} p_{11} = \frac{1}{2} & \text{if } n = 1, \\ p_{12}(p_{22})^{n-2} p_{21} = \frac{1}{2} \left(\frac{3}{4}\right)^{n-2} \frac{1}{4} & \text{if } n \geq 2, \end{cases}$$

and hence $\mu_1 = \sum_n n f_{11}(n) = 3$. Other mean recurrence times can be found similarly. The next section gives another way of finding the μ_i which usually requires less computation. ●

Exercises for Section 6.3

1. Let X be a Markov chain on $\{0, 1, 2, \dots\}$ with transition matrix given by $p_{0j} = a_j$ for $j \geq 0$, $p_{ii} = r$ and $p_{i,i-1} = 1 - r$ for $i \geq 1$. Classify the states of the chain, and find their mean recurrence times.
2. Determine whether or not the random walk on the integers having transition probabilities $p_{i,i+2} = p$, $p_{i,i-1} = 1 - p$, for all i , is persistent.

3. Classify the states of the Markov chains with transition matrices

$$(a) \quad \begin{pmatrix} 1-2p & 2p & 0 \\ p & 1-2p & p \\ 0 & 2p & 1-2p \end{pmatrix},$$

$$(b) \quad \begin{pmatrix} 0 & p & 0 & 1-p \\ 1-p & 0 & p & 0 \\ 0 & 1-p & 0 & p \\ p & 0 & 1-p & 0 \end{pmatrix}.$$

In each case, calculate $p_{ij}(n)$ and the mean recurrence times of the states.

4. A particle performs a random walk on the vertices of a cube. At each step it remains where it is with probability $\frac{1}{4}$, or moves to one of its neighbouring vertices each having probability $\frac{1}{4}$. Let v and w be two diametrically opposite vertices. If the walk starts at v , find:

- the mean number of steps until its first return to v ,
- the mean number of steps until its first visit to w ,
- the mean number of visits to w before its first return to v .

5. **Visits.** With the notation of Exercise (6.2.4), show that

- if $i \rightarrow j$ and i is persistent, then $\eta_{ij} = \eta_{ji} = 1$,
- $\eta_{ij} = 1$ if and only if $\mathbb{P}(T_j < \infty \mid X_0 = i) = \mathbb{P}(T_j < \infty \mid X_0 = j) = 1$.

6. **First passages.** Let $T_A = \min\{n \geq 0 : X_n \in A\}$, where X is a Markov chain and A is a subset of the state space S , and let $\eta_j = \mathbb{P}(T_A < \infty \mid X_0 = j)$. Show that

$$\eta_j = \begin{cases} 1 & \text{if } j \in A, \\ \sum_{k \in S} p_{jk} \eta_k & \text{if } j \notin A. \end{cases}$$

Show further that if $\mathbf{x} = (x_j : j \in S)$ is any non-negative solution of these equations then $x_j \geq \eta_j$ for all j .

7. **Mean first passage.** In the notation of Exercise (6), let $\rho_j = \mathbb{E}(T_A \mid X_0 = j)$. Show that

$$\rho_j = \begin{cases} 0 & \text{if } j \in A, \\ 1 + \sum_{k \in S} p_{jk} \rho_k & \text{if } j \notin A, \end{cases}$$

and that if $\mathbf{x} = (x_j : j \in S)$ is any non-negative solution of these equations then $x_j \geq \rho_j$ for all j .

8. Let X be an irreducible Markov chain and let A be a subset of the state space. Let S_r and T_r be the successive times at which the chain enters A and visits A respectively. Are the sequences $\{X_{S_r} : r \geq 1\}$, $\{X_{T_r} : r \geq 1\}$ Markov chains? What can be said about the times at which the chain exits A ?

9. (a) Show that for each pair i, j of states of an irreducible aperiodic chain, there exists $N = N(i, j)$ such that $p_{ij}(r) > 0$ for all $r \geq N$.

(b) Show that there exists a function f such that, if \mathbf{P} is the transition matrix of an irreducible aperiodic Markov chain with n states, then $p_{ij}(r) > 0$ for all states i, j , and all $r \geq f(n)$.

(c) Show further that $f(4) \geq 6$ and $f(n) \geq (n-1)(n-2)$.

[Hint: The postage stamp lemma asserts that, for a, b coprime, the smallest n such that all integers strictly exceeding n have the form $\alpha a + \beta b$ for some integers $\alpha, \beta \geq 0$ is $(a-1)(b-1)$.]

10. An urn initially contains n green balls and $n+2$ red balls. A ball is picked at random: if it is green then a red ball is also removed and both are discarded; if it is red then it is replaced together

with an extra red and an extra green ball. This is repeated until there are no green balls in the urn. Show that the probability the process terminates is $1/(n+1)$.

Now reverse the rules: if the ball is green, it is replaced together with an extra green and an extra red ball; if it is red it is discarded along with a green ball. Show that the expected number of iterations until no green balls remain is $\sum_{j=1}^n (2j+1) = n(n+2)$. [Thus, a minor perturbation of a simple symmetric random walk can be non-null persistent, whereas the original is null persistent.]

6.4 Stationary distributions and the limit theorem

How does a Markov chain X_n behave after a long time n has elapsed? The sequence $\{X_n\}$ cannot generally, of course, converge to some particular state s since it enjoys the inherent random fluctuation which is specified by the transition matrix. However, we might hold out some hope that the *distribution* of X_n settles down. Indeed, subject to certain conditions this turns out to be the case. The classical study of limiting distributions proceeds by algebraic manipulation of the generating functions of Theorem (6.2.3); we shall avoid this here, contenting ourselves for the moment with results which are not quite the best possible but which have attractive probabilistic proofs. This section is in two parts, dealing respectively with stationary distributions and limit theorems.

(A) Stationary distributions. We shall see that the existence of a limiting distribution for X_n , as $n \rightarrow \infty$, is closely bound up with the existence of so-called ‘stationary distributions’.

(1) Definition. The vector π is called a **stationary distribution** of the chain if π has entries $(\pi_j : j \in S)$ such that:

- (a) $\pi_j \geq 0$ for all j , and $\sum_j \pi_j = 1$,
- (b) $\pi = \pi \mathbf{P}$, which is to say that $\pi_j = \sum_i \pi_i p_{ij}$ for all j .

Such a distribution is called stationary for the following reason. Iterate (1b) to obtain $\pi \mathbf{P}^2 = (\pi \mathbf{P}) \mathbf{P} = \pi \mathbf{P} = \pi$, and so

$$(2) \quad \pi \mathbf{P}^n = \pi \quad \text{for all } n \geq 0.$$

Now use Lemma (6.1.8) to see that if X_0 has distribution π then X_n has distribution π for all n , showing that the distribution of X_n is ‘stationary’ as time passes; in such a case, of course, π is also the limiting distribution of X_n as $n \rightarrow \infty$.

Following the discussion after the decomposition theorem (6.3.4), we shall assume henceforth that the chain is irreducible and shall investigate the existence of stationary distributions. No assumption of aperiodicity is required at this stage.

(3) Theorem. *An irreducible chain has a stationary distribution π if and only if all the states are non-null persistent; in this case, π is the unique stationary distribution and is given by $\pi_i = \mu_i^{-1}$ for each $i \in S$, where μ_i is the mean recurrence time of i .*

Stationary distributions π satisfy $\pi = \pi \mathbf{P}$. We may display a root \mathbf{x} of the matrix equation $\mathbf{x} = \mathbf{x} \mathbf{P}$ explicitly as follows, whenever the chain is irreducible and persistent. Fix a state k and let $\rho_i(k)$ be the mean number of visits of the chain to the state i between two successive

visits to state k ; that is, $\rho_i(k) = \mathbb{E}(N_i \mid X_0 = k)$ where

$$N_i = \sum_{n=1}^{\infty} I_{\{X_n=i\} \cap \{T_k \geq n\}}$$

and T_k is the time of the first return to state k , as before. Note that $N_k = 1$ so that $\rho_k(k) = 1$, and that

$$\rho_i(k) = \sum_{n=1}^{\infty} \mathbb{P}(X_n = i, T_k \geq n \mid X_0 = k).$$

We write $\boldsymbol{\rho}(k)$ for the vector $(\rho_i(k) : i \in S)$. Clearly $T_k = \sum_{i \in S} N_i$, since the time between visits to k must be spent somewhere; taking expectations, we find that

$$(4) \quad \mu_k = \sum_{i \in S} \rho_i(k),$$

so that the vector $\boldsymbol{\rho}(k)$ contains terms whose sum equals the mean recurrence time μ_k .

(5) Lemma. *For any state k of an irreducible persistent chain, the vector $\boldsymbol{\rho}(k)$ satisfies $\rho_i(k) < \infty$ for all i , and furthermore $\boldsymbol{\rho}(k) = \boldsymbol{\rho}(k)\mathbf{P}$.*

Proof. We show first that $\rho_i(k) < \infty$ when $i \neq k$. Write

$$l_{ki}(n) = \mathbb{P}(X_n = i, T_k \geq n \mid X_0 = k),$$

the probability that the chain reaches i in n steps but with no intermediate return to its starting point k . Clearly $f_{kk}(m+n) \geq l_{ki}(m) f_{ik}(n)$; this holds since the first return time to k equals $m+n$ if: (a) $X_m = i$, (b) there is no return to k prior to time m , and (c) the next subsequent visit to k takes place after another n steps. By the irreducibility of the chain, there exists n such that $f_{ik}(n) > 0$. With this choice of n , we have that $l_{ki}(m) \leq f_{kk}(m+n)/f_{ik}(n)$, and so

$$\rho_i(k) = \sum_{m=1}^{\infty} l_{ki}(m) \leq \frac{1}{f_{ik}(n)} \sum_{m=1}^{\infty} f_{kk}(m+n) \leq \frac{1}{f_{ik}(n)} < \infty$$

as required.

For the second statement of the lemma, we argue as follows. We have that $\rho_i(k) = \sum_{n=1}^{\infty} l_{ki}(n)$. Now $l_{ki}(1) = p_{ki}$, and

$$l_{ki}(n) = \sum_{j:j \neq k} \mathbb{P}(X_n = i, X_{n-1} = j, T_k \geq n \mid X_0 = k) = \sum_{j:j \neq k} l_{kj}(n-1) p_{ji} \quad \text{for } n \geq 2,$$

by conditioning on the value of X_{n-1} . Summing over $n \geq 2$, we obtain

$$\rho_i(k) = p_{ki} + \sum_{j:j \neq k} \left(\sum_{n \geq 2} l_{kj}(n-1) \right) p_{ji} = \rho_k(k) p_{ki} + \sum_{j:j \neq k} \rho_j(k) p_{ji}$$

since $\rho_k(k) = 1$. The lemma is proved. ■

We have from equation (4) and Lemma (5) that, for any irreducible persistent chain, the vector $\rho(k)$ satisfies $\rho(k) = \rho(k)\mathbf{P}$, and furthermore that the components of $\rho(k)$ are non-negative with sum μ_k . Hence, if $\mu_k < \infty$, the vector π with entries $\pi_i = \rho_i(k)/\mu_k$ satisfies $\pi = \pi\mathbf{P}$ and furthermore has non-negative entries which sum to 1; that is to say, π is a stationary distribution. We have proved that every non-null persistent irreducible chain has a stationary distribution, an important step towards the proof of the main theorem (3).

Before continuing with the rest of the proof of (3), we note a consequence of the results so far. Lemma (5) implies the existence of a root of the equation $\mathbf{x} = \mathbf{x}\mathbf{P}$ whenever the chain is irreducible and persistent. Furthermore, there exists a root whose components are strictly positive (certainly there exists a non-negative root, and it is not difficult—see the argument after (8)—to see that this root may be taken strictly positive). It may be shown that this root is unique up to a multiplicative constant (Problem (6.15.7)), and we arrive therefore at the following useful conclusion.

(6) Theorem. *If the chain is irreducible and persistent, there exists a positive root \mathbf{x} of the equation $\mathbf{x} = \mathbf{x}\mathbf{P}$, which is unique up to a multiplicative constant. The chain is non-null if $\sum_i x_i < \infty$ and null if $\sum_i x_i = \infty$.*

Proof of (3). Suppose that π is a stationary distribution of the chain. If all states are transient then $p_{ij}(n) \rightarrow 0$, as $n \rightarrow \infty$, for all i and j by Corollary (6.2.5). From (2),

$$(7) \quad \pi_j = \sum_i \pi_i p_{ij}(n) \rightarrow 0 \quad \text{as } n \rightarrow \infty, \quad \text{for all } i \text{ and } j,$$

which contradicts (1a). Thus all states are persistent. To see the validity of the limit in (7)†, let F be a finite subset of S and write

$$\begin{aligned} \sum_i \pi_i p_{ij}(n) &\leq \sum_{i \in F} \pi_i p_{ij}(n) + \sum_{i \notin F} \pi_i \\ &\rightarrow \sum_{i \notin F} \pi_i \quad \text{as } n \rightarrow \infty, \quad \text{since } F \text{ is finite} \\ &\rightarrow 0 \quad \text{as } F \uparrow S. \end{aligned}$$

We show next that the existence of π implies that all states are non-null and that $\pi_i = \mu_i^{-1}$ for each i . Suppose that X_0 has distribution π , so that $\mathbb{P}(X_0 = i) = \pi_i$ for each i . Then, by Problem (3.11.13a),

$$\pi_j \mu_j = \sum_{n=1}^{\infty} \mathbb{P}(T_j \geq n \mid X_0 = j) \mathbb{P}(X_0 = j) = \sum_{n=1}^{\infty} \mathbb{P}(T_j \geq n, X_0 = j).$$

However, $\mathbb{P}(T_j \geq 1, X_0 = j) = \mathbb{P}(X_0 = j)$, and for $n \geq 2$

$$\begin{aligned} \mathbb{P}(T_j \geq n, X_0 = j) &= \mathbb{P}(X_0 = j, X_m \neq j \text{ for } 1 \leq m \leq n-1) \\ &= \mathbb{P}(X_m \neq j \text{ for } 1 \leq m \leq n-1) - \mathbb{P}(X_m \neq j \text{ for } 0 \leq m \leq n-1) \\ &= \mathbb{P}(X_m \neq j \text{ for } 0 \leq m \leq n-2) - \mathbb{P}(X_m \neq j \text{ for } 0 \leq m \leq n-1) \\ &\quad \text{by homogeneity} \\ &= a_{n-2} - a_{n-1} \end{aligned}$$

† Actually this argument is a form of the bounded convergence theorem (5.6.12) applied to sums instead of to integrals. We shall make repeated use of this technique.

where $a_n = \mathbb{P}(X_m \neq j \text{ for } 0 \leq m \leq n)$. Sum over n to obtain

$$\pi_j \mu_j = \mathbb{P}(X_0 = j) + \mathbb{P}(X_0 \neq j) - \lim_{n \rightarrow \infty} a_n = 1 - \lim_{n \rightarrow \infty} a_n.$$

However, $a_n \rightarrow \mathbb{P}(X_m \neq j \text{ for all } m) = 0$ as $n \rightarrow \infty$, by the persistence of j (and surreptitious use of Problem (6.15.6)). We have shown that

$$(8) \quad \pi_j \mu_j = 1,$$

so that $\mu_j = \pi_j^{-1} < \infty$ if $\pi_j > 0$. To see that $\pi_j > 0$ for all j , suppose on the contrary that $\pi_j = 0$ for some j . Then

$$0 = \pi_j = \sum_i \pi_i p_{ij}(n) \geq \pi_i p_{ij}(n) \quad \text{for all } i \text{ and } n,$$

yielding that $\pi_i = 0$ whenever $i \rightarrow j$. The chain is assumed irreducible, so that $\pi_i = 0$ for all i in contradiction of the fact that the π_i have sum 1. Hence $\mu_j < \infty$ and all states of the chain are non-null. Furthermore, (8) specifies π_j uniquely as μ_j^{-1} .

Thus, if π exists then it is unique and all the states of the chain are non-null persistent. Conversely, if the states of the chain are non-null persistent then the chain has a stationary distribution given by (5). ■

We may now complete the proof of Theorem (6.3.2c).

Proof of (6.3.2c). Let $C(i)$ be the irreducible closed equivalence class of states which contains the non-null persistent state i . Suppose that $X_0 \in C(i)$. Then $X_n \in C(i)$ for all n , and (5) and (3) combine to tell us that all states in $C(i)$ are non-null. ■

(9) Example (6.3.6) revisited. To find μ_1 and μ_2 consider the irreducible closed set $C = \{1, 2\}$. If $X_0 \in C$, then solve the equation $\pi = \pi \mathbf{P}_C$ for $\pi = (\pi_1, \pi_2)$ in terms of

$$\mathbf{P}_C = \begin{pmatrix} \frac{1}{2} & \frac{1}{2} \\ \frac{1}{4} & \frac{3}{4} \end{pmatrix}$$

to find the unique stationary distribution $\pi = (\frac{1}{3}, \frac{2}{3})$, giving that $\mu_1 = \pi_1^{-1} = 3$ and $\mu_2 = \pi_2^{-1} = \frac{3}{2}$. Now find the other mean recurrence times yourself (*exercise*). ●

Theorem (3) provides a useful criterion for deciding whether or not an irreducible chain is non-null persistent: just look for a stationary distribution†. There is a similar criterion for the transience of irreducible chains.

(10) Theorem. Let $s \in S$ be any state of an irreducible chain. The chain is transient if and only if there exists a non-zero solution $\{y_j : j \neq s\}$, satisfying $|y_j| \leq 1$ for all j , to the equations

$$(11) \quad y_i = \sum_{j:j \neq s} p_{ij} y_j, \quad i \neq s.$$

†We emphasize that a stationary distribution is a *left* eigenvector of the transition matrix, not a *right* eigenvector.

Proof. The chain is transient if and only if s is transient. First suppose s is transient and define

$$(12) \quad \begin{aligned} \tau_i(n) &= \mathbb{P}(\text{no visit to } s \text{ in first } n \text{ steps} \mid X_0 = i) \\ &= \mathbb{P}(X_m \neq s \text{ for } 1 \leq m \leq n \mid X_0 = i). \end{aligned}$$

Then

$$\tau_i(1) = \sum_{j:j \neq s} p_{ij}, \quad \tau_i(n+1) = \sum_{j:j \neq s} p_{ij} \tau_j(n).$$

Furthermore, $\tau_i(n) \geq \tau_i(n+1)$, and so

$$\tau_i = \lim_{n \rightarrow \infty} \tau_i(n) = \mathbb{P}(\text{no visit to } s \text{ ever} \mid X_0 = i) = 1 - f_{is}$$

satisfies (11). (Can you prove this? Use the method of proof of (7).) Also $\tau_i > 0$ for some i , since otherwise $f_{is} = 1$ for all $i \neq s$, and therefore

$$f_{ss} = p_{ss} + \sum_{i:i \neq s} p_{si} f_{is} = \sum_i p_{si} = 1$$

by conditioning on X_1 ; this contradicts the transience of s .

Conversely, let \mathbf{y} satisfy (11) with $|y_i| \leq 1$. Then

$$\begin{aligned} |y_i| &\leq \sum_{j:j \neq s} p_{ij} |y_j| \leq \sum_{j:j \neq s} p_{ij} = \tau_i(1), \\ |y_i| &\leq \sum_{j:j \neq s} p_{ij} \tau_j(1) = \tau_i(2), \end{aligned}$$

and so on, where the $\tau_i(n)$ are given by (12). Thus $|y_i| \leq \tau_i(n)$ for all n . Let $n \rightarrow \infty$ to show that $\tau_i = \lim_{n \rightarrow \infty} \tau_i(n) > 0$ for some i , which implies that s is transient by the result of Problem (6.15.6). ■

This theorem provides a necessary and sufficient condition for persistence: an irreducible chain is persistent if and only if the only bounded solution to (11) is the zero solution. This combines with (3) to give a condition for null persistence. Another condition is the following (see Exercise (6.4.10)); a corresponding result holds for any countably infinite state space S .

(13) Theorem. Let $s \in S$ be any state of an irreducible chain on $S = \{0, 1, 2, \dots\}$. The chain is persistent if there exists a solution $\{y_j : j \neq s\}$ to the inequalities

$$(14) \quad y_i \geq \sum_{j:j \neq s} p_{ij} y_j, \quad i \neq s,$$

such that $y_i \rightarrow \infty$ as $i \rightarrow \infty$.

(15) Example. Random walk with retaining barrier. A particle performs a random walk on the non-negative integers with a retaining barrier at 0. The transition probabilities are

$$p_{0,0} = q, \quad p_{i,i+1} = p \quad \text{for } i \geq 0, \quad p_{i,i-1} = q \quad \text{for } i \geq 1,$$

where $p + q = 1$. Let $\rho = p/q$.

- If $q < p$, take $s = 0$ to see that $y_j = 1 - \rho^{-j}$ satisfies (11), and so the chain is transient.
- Solve the equation $\pi = \pi\mathbf{P}$ to find that there exists a stationary distribution, with $\pi_j = \rho^j(1 - \rho)$, if and only if $q > p$. Thus the chain is non-null persistent if and only if $q > p$.
- If $q = p = \frac{1}{2}$, take $s = 0$ in (13) and check that $y_j = j$, $j \geq 1$, solves (14). Thus the chain is null persistent. Alternatively, argue as follows. The chain is persistent since symmetric random walk is persistent (just reflect negative excursions of a symmetric random walk into the positive half-line). Solve the equation $\mathbf{x} = \mathbf{x}\mathbf{P}$ to find that $x_i = 1$ for all i provides a root, unique up to a multiplicative constant. However, $\sum_i x_i = \infty$ so that the chain is null, by Theorem (6).

These conclusions match our intuitions well. ●

(B) Limit theorems. Next we explore the link between the existence of a stationary distribution and the limiting behaviour of the probabilities $p_{ij}(n)$ as $n \rightarrow \infty$. The following example indicates a difficulty which arises from periodicity.

(16) Example. If $S = \{1, 2\}$ and $p_{12} = p_{21} = 1$, then

$$p_{11}(n) = p_{22}(n) = \begin{cases} 0 & \text{if } n \text{ is odd,} \\ 1 & \text{if } n \text{ is even.} \end{cases}$$

Clearly $p_{ii}(n)$ does not converge as $n \rightarrow \infty$; the reason is that both states are periodic with period 2. ●

Until further notice we shall deal only with irreducible *aperiodic* chains. The principal result is the following theorem.

(17) Theorem. *For an irreducible aperiodic chain, we have that*

$$p_{ij}(n) \rightarrow \frac{1}{\mu_j} \quad \text{as } n \rightarrow \infty, \quad \text{for all } i \text{ and } j.$$

We make the following remarks.

- If the chain is *transient* or *null persistent* then $p_{ij}(n) \rightarrow 0$ for all i and j , since $\mu_j = \infty$. We are now in a position to prove Theorem (6.2.9). Let $C(i)$ be the irreducible closed set of states which contains the persistent state i . If $C(i)$ is aperiodic then the result is an immediate consequence of (17); the periodic case can be treated similarly, but with slightly more difficulty (see note (d) following).
- If the chain is *non-null persistent* then $p_{ij}(n) \rightarrow \pi_j = \mu_j^{-1}$, where π is the unique stationary distribution by (3).
- It follows from (17) that the limit probability, $\lim_{n \rightarrow \infty} p_{ij}(n)$, does not depend on the starting point $X_0 = i$; that is, the chain forgets its origin. It is now easy to check that

$$\mathbb{P}(X_n = j) = \sum_i \mathbb{P}(X_0 = i) p_{ij}(n) \rightarrow \frac{1}{\mu_j} \quad \text{as } n \rightarrow \infty$$

by Lemma (6.1.8), irrespective of the distribution of X_0 .

(d) If $X = \{X_n\}$ is an irreducible chain with period d , then $Y = \{Y_n = X_{nd} : n \geq 0\}$ is an aperiodic chain, and it follows that

$$p_{jj}(nd) = \mathbb{P}(Y_n = j \mid Y_0 = j) \rightarrow \frac{d}{\mu_j} \quad \text{as } n \rightarrow \infty.$$

Proof of (17). If the chain is transient then the result holds from Corollary (6.2.5). The persistent case is treated by an important technique known as ‘coupling’ which we met first in Section 4.12. Construct a ‘coupled chain’ $Z = (X, Y)$, being an ordered pair $X = \{X_n : n \geq 0\}$, $Y = \{Y_n : n \geq 0\}$ of *independent* Markov chains, each having state space S and transition matrix \mathbf{P} . Then $Z = \{Z_n = (X_n, Y_n) : n \geq 0\}$ takes values in $S \times S$, and it is easy to check that Z is a Markov chain with transition probabilities

$$\begin{aligned} p_{ij,kl} &= \mathbb{P}(Z_{n+1} = (k, l) \mid Z_n = (i, j)) \\ &= \mathbb{P}(X_{n+1} = k \mid X_n = i) \mathbb{P}(Y_{n+1} = l \mid Y_n = j) \quad \text{by independence} \\ &= p_{ik} p_{jl}. \end{aligned}$$

Since X is irreducible and aperiodic, for any states i, j, k, l there exists $N = N(i, j, k, l)$ such that $p_{ik}(n) p_{jl}(n) > 0$ for all $n \geq N$; thus Z also is irreducible (see Exercise (6.3.9) or Problem (6.15.4); *only here* do we require that X be aperiodic).

Suppose that X is non-null persistent. Then X has a unique stationary distribution π , by (3), and it is easy to see that Z has a stationary distribution $\nu = (\nu_{ij} : i, j \in S)$ given by $\nu_{ij} = \pi_i \pi_j$; thus Z is also non-null persistent, by (3). Now, suppose that $X_0 = i$ and $Y_0 = j$, so that $Z_0 = (i, j)$. Choose any state $s \in S$ and let

$$T = \min\{n \geq 1 : Z_n = (s, s)\}$$

denote the time of the first passage of Z to (s, s) ; from Problem (6.15.6) and the persistence of Z , $\mathbb{P}(T < \infty) = 1$. The central idea of the proof is the following observation. If $m \leq n$ and $X_m = Y_m$, then X_n and Y_n are identically distributed since the distributions of X_n and Y_n depend only upon the shared transition matrix \mathbf{P} and upon the shared value of the chains at the m th stage. Thus, conditional on $\{T \leq n\}$, X_n and Y_n have the same distribution. We shall use this fact, together with the finiteness of T , to show that the ultimate distributions of X and Y are independent of their starting points. More precisely, starting from $Z_0 = (X_0, Y_0) = (i, j)$,

$$\begin{aligned} p_{ik}(n) &= \mathbb{P}(X_n = k) \\ &= \mathbb{P}(X_n = k, T \leq n) + \mathbb{P}(X_n = k, T > n) \\ &= \mathbb{P}(Y_n = k, T \leq n) + \mathbb{P}(X_n = k, T > n) \\ &\quad \text{because, given that } T \leq n, X_n \text{ and } Y_n \text{ are identically distributed} \\ &\leq \mathbb{P}(Y_n = k) + \mathbb{P}(T > n) \\ &= p_{jk}(n) + \mathbb{P}(T > n). \end{aligned}$$

This, and the related inequality with i and j interchanged, yields

$$|p_{ik}(n) - p_{jk}(n)| \leq \mathbb{P}(T > n) \rightarrow 0 \quad \text{as } n \rightarrow \infty$$

because $\mathbb{P}(T < \infty) = 1$; therefore,

$$(18) \quad p_{ik}(n) - p_{jk}(n) \rightarrow 0 \quad \text{as } n \rightarrow \infty \quad \text{for all } i, j, \text{ and } k.$$

Thus, if $\lim_{n \rightarrow \infty} p_{ik}(n)$ exists, then it does not depend on i . To show that it exists, write

$$(19) \quad \pi_k - p_{jk}(n) = \sum_i \pi_i (p_{ik}(n) - p_{jk}(n)) \rightarrow 0 \quad \text{as } n \rightarrow \infty,$$

giving the result. To see that the limit in (19) follows from (18), use the bounded convergence argument in the proof of (7); for any finite subset F of S ,

$$\begin{aligned} \sum_i \pi_i |p_{ik}(n) - p_{jk}(n)| &\leq \sum_{i \in F} |p_{ik}(n) - p_{jk}(n)| + 2 \sum_{i \notin F} \pi_i \\ &\rightarrow 2 \sum_{i \notin F} \pi_i \quad \text{as } n \rightarrow \infty \end{aligned}$$

which in turn tends to zero as $F \uparrow S$.

Finally, suppose that X is null persistent; the argument is a little trickier in this case. If Z is transient, then from Corollary (6.2.5) applied to Z ,

$$\mathbb{P}(Z_n = (j, j) \mid Z_0 = (i, i)) = p_{ij}(n)^2 \rightarrow 0 \quad \text{as } n \rightarrow \infty$$

and the result holds. If Z is non-null persistent then, starting from $Z_0 = (i, i)$, the epoch T_{ii}^Z of the first return of Z to (i, i) is no smaller than the epoch T_i of the first return of X to i ; however, $\mathbb{E}(T_i) = \infty$ and $\mathbb{E}(T_{ii}^Z) < \infty$ which is a contradiction. Lastly, suppose that Z is null persistent. The argument which leads to (18) still holds, and we wish to deduce that

$$p_{ij}(n) \rightarrow 0 \quad \text{as } n \rightarrow \infty \quad \text{for all } i \text{ and } j.$$

If this does not hold then there exists a subsequence n_1, n_2, \dots along which

$$(20) \quad p_{ij}(n_r) \rightarrow \alpha_j \quad \text{as } r \rightarrow \infty \quad \text{for all } i \text{ and } j,$$

for some α , where the α_j are not all zero and are independent of i by (18); this is an application of the principle of ‘diagonal selection’ (see Billingsley 1995, Feller 1968, p. 336, or Exercise (5)). Equation (20) implies that, for any finite set F of states,

$$\sum_{j \in F} \alpha_j = \lim_{r \rightarrow \infty} \sum_{j \in F} p_{ij}(n_r) \leq 1$$

and so $\alpha = \sum_j \alpha_j$ satisfies $0 < \alpha \leq 1$. Furthermore

$$\sum_{k \in F} p_{ik}(n_r) p_{kj} \leq p_{ij}(n_r + 1) = \sum_k p_{ik} p_{kj}(n_r);$$

let $r \rightarrow \infty$ here to deduce from (20) and bounded convergence (as used in the proof of (19)) that

$$\sum_{k \in F} \alpha_k p_{kj} \leq \sum_k p_{ik} \alpha_j = \alpha_j,$$

and so, letting $F \uparrow S$, we obtain $\sum_k \alpha_k p_{kj} \leq \alpha_j$ for each $j \in S$. However, equality must hold here, since if strict inequality holds for some j then

$$\sum_k \alpha_k = \sum_{k,j} \alpha_k p_{kj} < \sum_j \alpha_j,$$

which is a contradiction. Therefore

$$\sum_k \alpha_k p_{kj} = \alpha_j \quad \text{for each } j \in S,$$

giving that $\pi = \{\alpha_j/\alpha : j \in S\}$ is a stationary distribution for X ; this contradicts the nullity of X by (3). ■

The original and more general version of the ergodic theorem (17) for Markov chains does *not* assume that the chain is irreducible. We state it here; for a proof see Theorem (5.2.24) or Example (10.4.20).

(21) Theorem. *For any aperiodic state j of a Markov chain, $p_{jj}(n) \rightarrow \mu_j^{-1}$ as $n \rightarrow \infty$. Furthermore, if i is any other state then $p_{ij}(n) \rightarrow f_{ij}/\mu_j$ as $n \rightarrow \infty$.*

(22) Corollary. *Let*

$$\tau_{ij}(n) = \frac{1}{n} \sum_{m=1}^n p_{ij}(m)$$

be the mean proportion of elapsed time up to the n th step during which the chain was in state j , starting from i . If j is aperiodic, $\tau_{ij}(n) \rightarrow f_{ij}/\mu_j$ as $n \rightarrow \infty$.

Proof. *Exercise:* prove and use the fact that, as $n \rightarrow \infty$, $n^{-1} \sum_1^n x_i \rightarrow x$ if $x_n \rightarrow x$. ■

(23) Example. The coupling game. You may be able to amaze your friends and break the ice at parties with the following card ‘trick’. A pack of cards is shuffled, and you deal the cards (face up) one by one. You instruct the audience as follows. Each person is to select some card, secretly, chosen from the first six or seven cards, say. If the face value of this card is m (aces count 1 and court cards count 10), let the next $m - 1$ cards pass and note the face value of the m th. Continuing according to this rule, there will arrive a last card in this sequence, face value X say, with fewer than X cards remaining. Call X the ‘score’. Each person’s score is known to that person but not to you, and can generally be any number between 1 and 10. At the end of the game, using an apparently fiendishly clever method you announce to the audience a number between 1 and 10. If few errors have been made, the majority of the audience will find that your number agrees with their score. Your popularity will then be assured, for a short while at least.

This is the ‘trick’. You follow the same rules as the audience, beginning for the sake of simplicity with the first card. You will obtain a ‘score’ of Y , say, and it happens that there is a large probability that any given person obtains the score Y also; therefore you announce the score Y .

Why does the game often work? Suppose that someone picks the m_1 th card, m_2 th card, and so on, and you pick the n_1 (= 1)th, n_2 th, etc. If $n_i = m_j$ for some i and j , then the two of you are ‘stuck together’ forever after, since the rules of the game require you to follow the

same pattern henceforth; when this happens first, we say that ‘coupling’ has occurred. Prior to coupling, each time you read the value of a card, there is a positive probability that you will arrive at the next stage on exactly the same card as the other person. If the pack of cards were infinitely large, then coupling would certainly take place sooner or later, and it turns out that there is a good chance that coupling takes place before the last card of a regular pack has been dealt.

You may recognize the argument above as being closely related to that used near the beginning of the proof of Theorem (17). ●

Exercises for Section 6.4

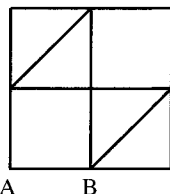
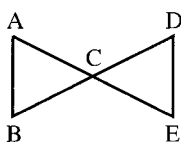
1. The proof copy of a book is read by an infinite sequence of editors checking for mistakes. Each mistake is detected with probability p at each reading; between readings the printer corrects the detected mistakes but introduces a random number of new errors (errors may be introduced even if no mistakes were detected). Assuming as much independence as usual, and that the numbers of new errors after different readings are identically distributed, find an expression for the probability generating function of the stationary distribution of the number X_n of errors after the n th editor–printer cycle, whenever this exists. Find it explicitly when the printer introduces a Poisson-distributed number of errors at each stage.
2. Do the appropriate parts of Exercises (6.3.1)–(6.3.4) again, making use of the new techniques at your disposal.
3. **Dams.** Let X_n be the amount of water in a reservoir at noon on day n . During the 24 hour period beginning at this time, a quantity Y_n of water flows into the reservoir, and just before noon on each day exactly one unit of water is removed (if this amount can be found). The maximum capacity of the reservoir is K , and excessive inflows are spilled and lost. Assume that the Y_n are independent and identically distributed random variables and that, by rounding off to some laughably small unit of volume, all numbers in this exercise are non-negative integers. Show that (X_n) is a Markov chain, and find its transition matrix and an expression for its stationary distribution in terms of the probability generating function G of the Y_n .
Find the stationary distribution when Y has probability generating function $G(s) = p(1 - qs)^{-1}$.
4. Show by example that chains which are not irreducible may have many different stationary distributions.
5. **Diagonal selection.** Let $(x_i(n) : i, n \geq 1)$ be a bounded collection of real numbers. Show that there exists an increasing sequence n_1, n_2, \dots of positive integers such that $\lim_{r \rightarrow \infty} x_i(n_r)$ exists for all i . Use this result to prove that, for an irreducible Markov chain, if it is not the case that $p_{ij}(n) \rightarrow 0$ as $n \rightarrow \infty$ for all i and j , then there exists a sequence $(n_r : r \geq 1)$ and a vector $\alpha (\neq \mathbf{0})$ such that $p_{ij}(n_r) \rightarrow \alpha_j$ as $r \rightarrow \infty$ for all i and j .
6. **Random walk on a graph.** A particle performs a random walk on the vertex set of a connected graph G , which for simplicity we assume to have neither loops nor multiple edges. At each stage it moves to a neighbour of its current position, each such neighbour being chosen with equal probability. If G has $\eta (< \infty)$ edges, show that the stationary distribution is given by $\pi_v = d_v/(2\eta)$, where d_v is the degree of vertex v .
7. Show that a random walk on the infinite binary tree is transient.
8. At each time $n = 0, 1, 2, \dots$ a number Y_n of particles enters a chamber, where $\{Y_n : n \geq 0\}$ are independent and Poisson distributed with parameter λ . Lifetimes of particles are independent and geometrically distributed with parameter p . Let X_n be the number of particles in the chamber at time n . Show that X is a Markov chain, and find its stationary distribution.
9. A random sequence of convex polygons is generated by picking two edges of the current polygon at random, joining their midpoints, and picking one of the two resulting smaller polygons at random

to be the next in the sequence. Let $X_n + 3$ be the number of edges of the n th polygon thus constructed. Find $\mathbb{E}(X_n)$ in terms of X_0 , and find the stationary distribution of the Markov chain X .

10. Let s be a state of an irreducible Markov chain on the non-negative integers. Show that the chain is persistent if there exists a solution y to the equations $y_i \geq \sum_{j:j \neq s} p_{ij} y_j, i \neq s$, satisfying $y_i \rightarrow \infty$.

11. Bow ties. A particle performs a random walk on a bow tie ABCDE drawn beneath on the left, where C is the knot. From any vertex its next step is equally likely to be to any neighbouring vertex. Initially it is at A. Find the expected value of:

- (a) the time of first return to A,
- (b) the number of visits to D before returning to A,
- (c) the number of visits to C before returning to A,
- (d) the time of first return to A, given no prior visit by the particle to E,
- (e) the number of visits to D before returning to A, given no prior visit by the particle to E.



12. A particle starts at A and executes a symmetric random walk on the graph drawn above on the right. Find the expected number of visits to B before it returns to A.

6.5 Reversibility

Most laws of physics have the property that they would make the same assertions if the universal clock were reversed and time were made to run backwards. It may be implausible that nature works in such ways (have *you* ever seen the fragments of a shattered teacup re-assemble themselves on the table from which it fell?), and so one may be led to postulate a non-decreasing quantity called ‘entropy’. However, never mind such objections; let us think about the reversal of the time scale of a Markov chain.

Suppose that $\{X_n : 0 \leq n \leq N\}$ is an irreducible non-null persistent Markov chain, with transition matrix \mathbf{P} and stationary distribution π . Suppose further that X_n has distribution π for every n . Define the ‘reversed chain’ Y by $Y_n = X_{N-n}$ for $0 \leq n \leq N$. We first check as follows that Y is a Markov chain.

(1) Theorem. *The sequence Y is a Markov chain with $\mathbb{P}(Y_{n+1} = j \mid Y_n = i) = (\pi_j / \pi_i) p_{ji}$.*

Proof. We have as required that

$$\begin{aligned} & \mathbb{P}(Y_{n+1} = i_{n+1} \mid Y_n = i_n, Y_{n-1} = i_{n-1}, \dots, Y_0 = i_0) \\ &= \frac{\mathbb{P}(Y_k = i_k, 0 \leq k \leq n+1)}{\mathbb{P}(Y_k = i_k, 0 \leq k \leq n)} \\ &= \frac{\mathbb{P}(X_{N-n-1} = i_{n+1}, X_{N-n} = i_n, \dots, X_N = i_0)}{\mathbb{P}(X_{N-n} = i_n, \dots, X_N = i_0)} \\ &= \frac{\pi_{i_{n+1}} p_{i_{n+1}, i_n} p_{i_n, i_{n-1}} \cdots p_{i_1, i_0}}{\pi_{i_n} p_{i_n, i_{n-1}} \cdots p_{i_1, i_0}} = \frac{\pi_{i_{n+1}} p_{i_{n+1}, i_n}}{\pi_{i_n}}. \quad \blacksquare \end{aligned}$$

We call the chain Y the *time-reversal* of the chain X , and we say that X is *reversible* if X and Y have the same transition probabilities.

(2) Definition. Let $X = \{X_n : 0 \leq n \leq N\}$ be an irreducible Markov chain such that X_n has the stationary distribution π for all n . The chain is called **reversible** if the transition matrices of X and its time-reversal Y are the same, which is to say that

$$(3) \quad \pi_i p_{ij} = \pi_j p_{ji} \quad \text{for all } i, j.$$

Equations (3) are called the *detailed balance* equations, and they are pivotal to the study of reversible chains. More generally we say that a transition matrix \mathbf{P} and a distribution λ are *in detailed balance* if $\lambda_i p_{ij} = \lambda_j p_{ji}$ for all $i, j \in S$. An irreducible chain X having a stationary distribution π is called *reversible in equilibrium* if its transition matrix \mathbf{P} is in detailed balance with π . It may be noted that a chain having a tridiagonal transition matrix is reversible in equilibrium; see Exercise (1) and Problem (6.15.16c).

The following theorem provides a useful way of finding the stationary distribution of an irreducible chain whose transition matrix \mathbf{P} is in detailed balance with some distribution λ .

(4) Theorem. Let \mathbf{P} be the transition matrix of an irreducible chain X , and suppose that there exists a distribution π such that $\pi_i p_{ij} = \pi_j p_{ji}$ for all $i, j \in S$. Then π is a stationary distribution of the chain. Furthermore, X is reversible in equilibrium.

Proof. Suppose that π satisfies the conditions of the theorem. Then

$$\sum_i \pi_i p_{ij} = \sum_i \pi_j p_{ji} = \pi_j \sum_i p_{ji} = \pi_j$$

and so $\pi = \pi\mathbf{P}$, whence π is stationary. The reversibility in equilibrium of X follows from the definition (2). ■

Although the above definition of reversibility applies to a Markov chain defined on only finitely many time points $0, 1, 2, \dots, N$, it is easily seen to apply to the infinite time set $0, 1, 2, \dots$. It may be extended also to the doubly-infinite time set $\dots, -2, -1, 0, 1, 2, \dots$. In the last case it is necessary to note the following fact. Let $X = \{X_n : -\infty < n < \infty\}$ be a Markov chain with stationary distribution π . In order that X_n have distribution π for all n , it is not generally sufficient that X_0 has distribution π .

(5) Example. Ehrenfest model of diffusion†. Two containers A and B are placed adjacent to each other and gas is allowed to pass through a small aperture joining them. A total of m gas molecules is distributed between the containers. We assume that at each epoch of time one molecule, picked uniformly at random from the m available, passes through this aperture. Let X_n be the number of molecules in container A after n units of time has passed. Clearly $\{X_n\}$ is a Markov chain with transition matrix

$$p_{i,i+1} = 1 - \frac{i}{m}, \quad p_{i,i-1} = \frac{i}{m} \quad \text{if } 0 \leq i \leq m.$$

Rather than solve the equation $\pi = \pi\mathbf{P}$ to find the stationary distribution, we note that such a reasonable diffusion model should be reversible in equilibrium. Look for solutions of the detailed balance equations $\pi_i p_{ij} = \pi_j p_{ji}$ to obtain $\pi_i = \binom{m}{i} (\frac{1}{2})^m$. ●

†Originally introduced by Paul and Tatiana Ehrenfest as the ‘dog–flea model’.

Here is a way of thinking about reversibility and the equations $\pi_i p_{ij} = \pi_j p_{ji}$. Suppose we are provided with a Markov chain with state space S and stationary distribution π . To this chain there corresponds a 'network' as follows. The nodes of the network are the states in S , and arrows are added between certain pairs of nodes; an arrow is added pointing from state i to state j whenever $p_{ij} > 0$. We are provided with one unit of material (disease, water, or sewage, perhaps) which is distributed about the nodes of the network and allowed to flow along the arrows. The transportation rule is as follows: at each epoch of time a proportion p_{ij} of the amount of material at node i is transported to node j . Initially the material is distributed in such a way that exactly π_i of it is at node i , for each i . It is a simple calculation that the amount at node i after one epoch of time is $\sum_j \pi_j p_{ji}$, which equals π_i , since $\pi = \pi \mathbf{P}$. Therefore the system is in equilibrium: there is a 'global balance' in the sense that the total quantity leaving each node equals the total quantity arriving there. There may or may not be a 'local balance', in the sense that, for all i, j , the amount flowing from i to j equals the amount flowing from j to i . Local balance occurs if and only if $\pi_i p_{ij} = \pi_j p_{ji}$ for all i, j , which is to say that \mathbf{P} and π are in detailed balance.

Exercises for Section 6.5

1. A random walk on the set $\{0, 1, 2, \dots, b\}$ has transition matrix given by $p_{00} = 1 - \lambda_0$, $p_{bb} = 1 - \mu_b$, $p_{i,i+1} = \lambda_i$ and $p_{i+1,i} = \mu_{i+1}$ for $0 \leq i < b$, where $0 < \lambda_i, \mu_i < 1$ for all i , and $\lambda_i + \mu_i = 1$ for $1 \leq i < b$. Show that this process is reversible in equilibrium.

2. **Kolmogorov's criterion for reversibility.** Let X be an irreducible non-null persistent aperiodic Markov chain. Show that X is reversible in equilibrium if and only if

$$P_{j_1 j_2} P_{j_2 j_3} \cdots P_{j_{n-1} j_n} P_{j_n j_1} = P_{j_1 j_n} P_{j_n j_{n-1}} \cdots P_{j_2 j_1}$$

for all n and all finite sequences j_1, j_2, \dots, j_n of states.

3. Let X be a reversible Markov chain, and let C be a non-empty subset of the state space S . Define the Markov chain Y on S by the transition matrix $\mathbf{Q} = (q_{ij})$ where

$$q_{ij} = \begin{cases} \beta p_{ij} & \text{if } i \in C \text{ and } j \notin C, \\ p_{ij} & \text{otherwise,} \end{cases}$$

for $i \neq j$, and where β is a constant satisfying $0 < \beta < 1$. The diagonal terms q_{ii} are arranged so that \mathbf{Q} is a stochastic matrix. Show that Y is reversible in equilibrium, and find its stationary distribution. Describe the situation in the limit as $\beta \downarrow 0$.

4. Can a reversible chain be periodic?

5. **Ehrenfest dog–flea model.** The dog–flea model of Example (6.5.5) is a Markov chain X on the state space $\{0, 1, \dots, m\}$ with transition probabilities

$$p_{i,i+1} = 1 - \frac{i}{m}, \quad p_{i,i-1} = \frac{i}{m}, \quad \text{for } 0 \leq i \leq m.$$

Show that, if $X_0 = i$,

$$\mathbb{E} \left(X_n - \frac{m}{2} \right) = \left(i - \frac{m}{2} \right) \left(1 - \frac{2}{m} \right)^n \rightarrow 0 \quad \text{as } n \rightarrow \infty.$$

6. Which of the following (when stationary) are reversible Markov chains?

(a) The chain $X = \{X_n\}$ having transition matrix $\mathbf{P} = \begin{pmatrix} 1 - \alpha & \alpha \\ \beta & 1 - \beta \end{pmatrix}$ where $\alpha + \beta > 0$.

(b) The chain $Y = \{Y_n\}$ having transition matrix $\mathbf{P} = \begin{pmatrix} 0 & p & 1-p \\ 1-p & 0 & p \\ p & 1-p & 0 \end{pmatrix}$ where $0 < p < 1$.

(c) $Z_n = (X_n, Y_n)$, where X_n and Y_n are independent and satisfy (a) and (b).

7. Let X_n, Y_n be independent simple random walks. Let Z_n be (X_n, Y_n) truncated to lie in the region $X_n \geq 0, Y_n \geq 0, X_n + Y_n \leq a$ where a is integral. Find the stationary distribution of Z_n .

8. Show that an irreducible Markov chain with a finite state space and transition matrix \mathbf{P} is reversible in equilibrium if and only if $\mathbf{P} = \mathbf{D}\mathbf{S}$ for some symmetric matrix \mathbf{S} and diagonal matrix \mathbf{D} with strictly positive diagonal entries. Show further that for reversibility in equilibrium to hold, it is necessary but not sufficient that \mathbf{P} has real eigenvalues.

9. **Random walk on a graph.** Let G be a finite connected graph with neither loops nor multiple edges, and let X be a random walk on G as in Exercise (6.4.6). Show that X is reversible in equilibrium.

6.6 Chains with finitely many states

The theory of Markov chains is much simplified by the condition that S be finite. By Lemma (6.3.5), if S is finite and irreducible then it is necessarily non-null persistent. It may even be possible to calculate the n -step transition probabilities explicitly. Of central importance here is the following algebraic theorem, in which $i = \sqrt{-1}$. Let N denote the cardinality of S .

(1) **Theorem (Perron–Frobenius).** *If \mathbf{P} is the transition matrix of a finite irreducible chain with period d then:*

(a) $\lambda_1 = 1$ is an eigenvalue of \mathbf{P} ,

(b) the d complex roots of unity

$$\lambda_1 = \omega^0, \lambda_2 = \omega^1, \dots, \lambda_d = \omega^{d-1} \quad \text{where } \omega = e^{2\pi i/d},$$

are eigenvalues of \mathbf{P} ,

(c) the remaining eigenvalues $\lambda_{d+1}, \dots, \lambda_N$ satisfy $|\lambda_j| < 1$.

If the eigenvalues $\lambda_1, \dots, \lambda_N$ are distinct then it is well known that there exists a matrix \mathbf{B} such that $\mathbf{P} = \mathbf{B}^{-1}\mathbf{\Lambda}\mathbf{B}$ where $\mathbf{\Lambda}$ is the diagonal matrix with entries $\lambda_1, \dots, \lambda_N$. Thus

$$\mathbf{P}^n = \mathbf{B}^{-1}\mathbf{\Lambda}^n\mathbf{B} = \mathbf{B}^{-1} \begin{pmatrix} \lambda_1^n & 0 & \dots & 0 \\ 0 & \lambda_2^n & \dots & 0 \\ \vdots & \vdots & \ddots & \vdots \\ 0 & 0 & \dots & \lambda_N^n \end{pmatrix} \mathbf{B}.$$

The rows of \mathbf{B} are left eigenvectors of \mathbf{P} . We can use the Perron–Frobenius theorem to explore the properties of \mathbf{P}^n for large n . For example, if the chain is aperiodic then $d = 1$ and

$$\mathbf{P}^n \rightarrow \mathbf{B}^{-1} \begin{pmatrix} 1 & 0 & \dots & 0 \\ 0 & 0 & \dots & 0 \\ \vdots & \vdots & \ddots & \vdots \\ 0 & 0 & \dots & 0 \end{pmatrix} \mathbf{B} \quad \text{as } n \rightarrow \infty.$$

When the eigenvalues of the matrix \mathbf{P} are not distinct, then \mathbf{P} cannot always be reduced to the diagonal canonical form in this way. The best that we may be able to do is to rewrite \mathbf{P} in

its 'Jordan canonical form' $\mathbf{P} = \mathbf{B}^{-1}\mathbf{M}\mathbf{B}$ where

$$\mathbf{M} = \begin{pmatrix} \mathbf{J}_1 & \mathbf{0} & \mathbf{0} & \cdots \\ \mathbf{0} & \mathbf{J}_2 & \mathbf{0} & \cdots \\ \mathbf{0} & \mathbf{0} & \mathbf{J}_3 & \cdots \\ \vdots & \vdots & \vdots & \ddots \end{pmatrix}$$

and $\mathbf{J}_1, \mathbf{J}_2, \dots$ are square matrices given as follows. Let $\lambda_1, \lambda_2, \dots, \lambda_m$ be the distinct eigenvalues of \mathbf{P} and let k_i be the multiplicity of λ_i . Then

$$\mathbf{J}_i = \begin{pmatrix} \lambda_i & 1 & 0 & 0 & \cdots \\ 0 & \lambda_i & 1 & 0 & \cdots \\ 0 & 0 & \lambda_i & 1 & \cdots \\ \vdots & \vdots & \vdots & \vdots & \ddots \end{pmatrix}$$

is a $k_i \times k_i$ matrix with each diagonal term λ_i , each superdiagonal term 1, and all other terms 0. Once again we have that $\mathbf{P}^n = \mathbf{B}^{-1}\mathbf{M}^n\mathbf{B}$, where \mathbf{M}^n has quite a simple form (see Cox and Miller (1965, p. 118 *et seq.*) for more details).

(2) Example. Inbreeding. Consider the genetic model described in Example (6.1.11c) and suppose that C_1 can take the values A or a on each of two homologous chromosomes. Then the possible types of individuals can be denoted by

$$AA, Aa (\equiv aA), aa,$$

and mating between types is denoted by

$$AA \times AA, AA \times Aa, \quad \text{and so on.}$$

As described in Example (6.1.11c), meiosis causes the offspring's chromosomes to be selected randomly from each parent; in the simplest case (since there are two choices for each of two places) each outcome has probability $\frac{1}{4}$. Thus for the offspring of $AA \times Aa$ the four possible outcomes are

$$AA, Aa, AA, Aa$$

and $\mathbb{P}(AA) = \mathbb{P}(Aa) = \frac{1}{2}$. For the cross $Aa \times Aa$,

$$\mathbb{P}(AA) = \mathbb{P}(aa) = \frac{1}{2}\mathbb{P}(Aa) = \frac{1}{4}.$$

Clearly the offspring of $AA \times AA$ can only be AA , and those of $aa \times aa$ can only be aa .

We now construct a Markov chain by mating an individual with itself, then crossing a single resulting offspring with itself, and so on. (This scheme is possible with plants.) The genetic types of this sequence of individuals constitute a Markov chain with three states, AA, Aa, aa . In view of the above discussion, the transition matrix is

$$\mathbf{P} = \begin{pmatrix} 1 & 0 & 0 \\ \frac{1}{4} & \frac{1}{2} & \frac{1}{4} \\ 0 & 0 & 1 \end{pmatrix}$$

and the reader may verify that

$$\mathbf{P}^n = \begin{pmatrix} 1 & 0 & 0 \\ \frac{1}{2} - (\frac{1}{2})^{n+1} & (\frac{1}{2})^n & \frac{1}{2} - (\frac{1}{2})^{n+1} \\ 0 & 0 & 1 \end{pmatrix} \rightarrow \begin{pmatrix} 1 & 0 & 0 \\ \frac{1}{2} & 0 & \frac{1}{2} \\ 0 & 0 & 1 \end{pmatrix} \quad \text{as } n \rightarrow \infty.$$

Thus, ultimately, inbreeding produces a pure (AA or aa) line for which all subsequent offspring have the same type. In like manner one can consider the progress of many different breeding schemes which include breeding with rejection of unfavourable genes, back-crossing to encourage desirable genes, and so on. ●

Exercises for Section 6.6

The first two exercises provide proofs that a Markov chain with finitely many states has a stationary distribution.

1. The Markov–Kakutani theorem asserts that, for any convex compact subset C of \mathbb{R}^n and any linear continuous mapping T of C into C , T has a fixed point (in the sense that $T(x) = x$ for some $x \in C$). Use this to prove that a finite stochastic matrix has a non-negative non-zero left eigenvector corresponding to the eigenvalue 1.

2. Let \mathbf{T} be a $m \times n$ matrix and let $\mathbf{v} \in \mathbb{R}^n$. Farkas's theorem asserts that exactly one of the following holds:

- (i) there exists $\mathbf{x} \in \mathbb{R}^m$ such that $\mathbf{x} \geq \mathbf{0}$ and $\mathbf{x}\mathbf{T} = \mathbf{v}$,
- (ii) there exists $\mathbf{y} \in \mathbb{R}^n$ such that $\mathbf{y}\mathbf{v}' < 0$ and $\mathbf{T}\mathbf{y}' \geq \mathbf{0}$.

Use this to prove that a finite stochastic matrix has a non-negative non-zero left eigenvector corresponding to the eigenvalue 1.

3. Arbitrage. Suppose you are betting on a race with m possible outcomes. There are n bookmakers, and a unit stake with the i th bookmaker yields t_{ij} if the j th outcome of the race occurs. A vector $\mathbf{x} = (x_1, x_2, \dots, x_n)$, where $x_r \in (-\infty, \infty)$ is your stake with the r th bookmaker, is called a *betting scheme*. Show that exactly one of (a) and (b) holds:

- (a) there exists a probability mass function $\mathbf{p} = (p_1, p_2, \dots, p_m)$ such that $\sum_{j=1}^m t_{ij} p_j = 0$ for all values of i ,
- (b) there exists a betting scheme \mathbf{x} for which you surely win, that is, $\sum_{i=1}^n x_i t_{ij} > 0$ for all j .

4. Let X be a Markov chain with state space $S = \{1, 2, 3\}$ and transition matrix

$$\mathbf{P} = \begin{pmatrix} 1-p & p & 0 \\ 0 & 1-p & p \\ p & 0 & 1-p \end{pmatrix}$$

where $0 < p < 1$. Prove that

$$\mathbf{P}^n = \begin{pmatrix} a_{1n} & a_{2n} & a_{3n} \\ a_{3n} & a_{1n} & a_{2n} \\ a_{2n} & a_{3n} & a_{1n} \end{pmatrix}$$

where $a_{1n} + \omega a_{2n} + \omega^2 a_{3n} = (1 - p + p\omega)^n$, ω being a complex cube root of 1.

5. Let \mathbf{P} be the transition matrix of a Markov chain with finite state space. Let \mathbf{I} be the identity matrix, \mathbf{U} the $|S| \times |S|$ matrix with all entries unity, and $\mathbf{1}$ the row $|S|$ -vector with all entries unity. Let $\boldsymbol{\pi}$ be a non-negative vector with $\sum_i \pi_i = 1$. Show that $\boldsymbol{\pi}\mathbf{P} = \boldsymbol{\pi}$ if and only if $\boldsymbol{\pi}(\mathbf{I} - \mathbf{P} + \mathbf{U}) = \mathbf{1}$. Deduce that if \mathbf{P} is irreducible then $\boldsymbol{\pi} = \mathbf{1}(\mathbf{I} - \mathbf{P} + \mathbf{U})^{-1}$.

6. Chess. A chess piece performs a random walk on a chessboard; at each step it is equally likely to make any one of the available moves. What is the mean recurrence time of a corner square if the piece is a: (a) king? (b) queen? (c) bishop? (d) knight? (e) rook?

7. Chess continued. A rook and a bishop perform independent symmetric random walks with synchronous steps on a 4×4 chessboard (16 squares). If they start together at a corner, show that the expected number of steps until they meet again at the same corner is $448/3$.

8. Find the n -step transition probabilities $p_{ij}(n)$ for the chain X having transition matrix

$$\mathbf{P} = \begin{pmatrix} 0 & \frac{1}{2} & \frac{1}{2} \\ \frac{1}{3} & \frac{1}{4} & \frac{5}{12} \\ \frac{2}{3} & \frac{1}{4} & \frac{1}{12} \end{pmatrix}.$$

6.7 Branching processes revisited

The foregoing general theory is an attractive and concise account of the evolution through time of a Markov chain. Unfortunately, it is an inadequate description of many specific Markov chains. Consider for example a branching process $\{Z_0, Z_1, \dots\}$ where $Z_0 = 1$. If there is strictly positive probability $\mathbb{P}(Z_1 = 0)$ that each family is empty then 0 is an absorbing state. Hence 0 is persistent non-null, and all other states are transient. The chain is not irreducible but there exists a unique stationary distribution π given by $\pi_0 = 1$, $\pi_i = 0$ if $i > 0$. These facts tell us next to nothing about the behaviour of the process, and we must look elsewhere for detailed information. The difficulty is that the process may behave in one of various qualitatively different ways depending, for instance, on whether or not it ultimately becomes extinct. One way of approaching the problem is to study the behaviour of the process *conditional* upon the occurrence of some event, such as extinction, or on the value of some random variable, such as the total number $\sum_i Z_i$ of progeny. This section contains an outline of such a method.

Let f and G be the mass function and generating function of a typical family size Z_1 :

$$f(k) = \mathbb{P}(Z_1 = k), \quad G(s) = \mathbb{E}(s^{Z_1}).$$

Let $T = \inf\{n : Z_n = 0\}$ be the time of extinction, with the convention that the infimum of the empty set is $+\infty$. Roughly speaking, if $T = \infty$ then the process will grow beyond all possible bounds, whilst if $T < \infty$ then the size of the process never becomes very large and subsequently reduces to zero. Think of $\{Z_n\}$ as a fluctuating sequence which either becomes so large that it escapes to ∞ or is absorbed at 0 during one of its fluctuations. From the results of Section 5.4, the probability $\mathbb{P}(T < \infty)$ of ultimate extinction is the smallest non-negative root of the equation $s = G(s)$. Now let

$$E_n = \{n < T < \infty\}$$

be the event that extinction occurs at some time after n . We shall study the distribution of Z_n conditional upon the occurrence of E_n . Let

$${}_0p_j^{(n)} = \mathbb{P}(Z_n = j \mid E_n)$$

be the conditional probability that $Z_n = j$ given the future extinction of Z . We are interested in the limiting value

$${}_0\pi_j = \lim_{n \rightarrow \infty} {}_0p_j^{(n)},$$

if this limit exists. To avoid certain trivial cases we assume henceforth that

$$0 < f(0) + f(1) < 1, \quad f(0) > 0;$$

these conditions imply for example that $0 < \mathbb{P}(E_n) < 1$ and that the probability η of ultimate extinction satisfies $0 < \eta \leq 1$.

(1) **Lemma.** If $\mathbb{E}(Z_1) < \infty$ then $\lim_{n \rightarrow \infty} {}_0p_j(n) = {}_0\pi_j$ exists. The generating function

$$G^\pi(s) = \sum_j {}_0\pi_j s^j$$

satisfies the functional equation

$$(2) \quad G^\pi(\eta^{-1}G(s\eta)) = mG^\pi(s) + 1 - m$$

where η is the probability of ultimate extinction and $m = G'(\eta)$.

Note that if $\mu = \mathbb{E}Z_1 \leq 1$ then $\eta = 1$ and $m = \mu$. Thus (2) reduces to

$$G^\pi(G(s)) = \mu G^\pi(s) + 1 - \mu.$$

Whatever the value of μ , we have that $G'(\eta) \leq 1$, with equality if and only if $\mu = 1$.

Proof. For $s \in [0, 1)$, let

$$\begin{aligned} G_n^\pi(s) &= \mathbb{E}(s^{Z_n} | E_n) = \sum_j {}_0p_j(n)s^j \\ &= \sum_j s^j \frac{\mathbb{P}(Z_n = j, E_n)}{\mathbb{P}(E_n)} = \frac{G_n(s\eta) - G_n(0)}{\eta - G_n(0)} \end{aligned}$$

where $G_n(s) = \mathbb{E}(s^{Z_n})$ as before, since

$$\begin{aligned} \mathbb{P}(Z_n = j, E_n) &= \mathbb{P}(Z_n = j \text{ and all subsequent lines die out}) \\ &= \mathbb{P}(Z_n = j)\eta^j \quad \text{if } j \geq 1, \end{aligned}$$

and $\mathbb{P}(E_n) = \mathbb{P}(T < \infty) - \mathbb{P}(T \leq n) = \eta - G_n(0)$. Let

$$H_n(s) = \frac{\eta - G_n(s)}{\eta - G_n(0)}, \quad h(s) = \frac{\eta - G(s)}{\eta - s}, \quad 0 \leq s < \eta,$$

so that

$$(3) \quad G_n^\pi(s) = 1 - H_n(s\eta).$$

Note that H_n has domain $[0, \eta)$ and G_n^π has domain $[0, 1)$. By Theorem (5.4.1),

$$\frac{H_n(s)}{H_{n-1}(s)} = \frac{h(G_{n-1}(s))}{h(G_{n-1}(0))}.$$

However, G_{n-1} is non-decreasing, and h is non-decreasing because G is convex on $[0, \eta)$, giving that $H_n(s) \geq H_{n-1}(s)$ for $s < \eta$. Hence, by (3), the limits

$$\lim_{n \rightarrow \infty} G_n^\pi(s) = G^\pi(s) \quad \text{and} \quad \lim_{n \rightarrow \infty} H_n(s\eta) = H(s\eta)$$

exist for $s \in [0, 1)$ and satisfy

$$(4) \quad G^\pi(s) = 1 - H(s\eta) \quad \text{if } 0 \leq s < 1.$$

Thus the coefficient ${}_{0}\pi_j$ of s^j in $G^\pi(s)$ exists for all j as required. Furthermore, if $0 \leq s < \eta$,

$$(5) \quad \begin{aligned} H_n(G(s)) &= \frac{\eta - G_n(G(s))}{\eta - G_n(0)} = \frac{\eta - G(G_n(0))}{\eta - G_n(0)} \cdot \frac{\eta - G_{n+1}(s)}{\eta - G_{n+1}(0)} \\ &= h(G_n(0))H_{n+1}(s). \end{aligned}$$

As $n \rightarrow \infty$, $G_n(0) \uparrow \eta$ and so

$$h(G_n(0)) \rightarrow \lim_{s \uparrow \eta} \frac{\eta - G(s)}{\eta - s} = G'(\eta).$$

Let $n \rightarrow \infty$ in (5) to obtain

$$(6) \quad H(G(s)) = G'(\eta)H(s) \quad \text{if } 0 \leq s < \eta$$

and (2) follows from (4). ■

(7) Corollary. *If $\mu \neq 1$, then $\sum_j {}_{0}\pi_j = 1$.*

If $\mu = 1$, then ${}_{0}\pi_j = 0$ for all j .

Proof. We have that $\mu = 1$ if and only if $G'(\eta) = 1$. If $\mu \neq 1$ then $G'(\eta) \neq 1$ and letting s increase to η in (6) gives $\lim_{s \uparrow \eta} H(s) = 0$; therefore, from (4), $\lim_{s \uparrow 1} G^\pi(s) = 1$, or

$$\sum_j {}_{0}\pi_j = 1.$$

If $\mu = 1$ then $G'(\eta) = 1$, and (2) becomes $G^\pi(G(s)) = G^\pi(s)$. However, $G(s) > s$ for all $s < 1$ and so $G^\pi(s) = G^\pi(0) = 0$ for all $s < 1$. Thus ${}_{0}\pi_j = 0$ for all j . ■

So long as $\mu \neq 1$, the distribution of Z_n , conditional on future extinction, converges as $n \rightarrow \infty$ to some limit $\{{}_{0}\pi_j\}$ which is a proper distribution. The so-called ‘critical’ branching process with $\mu = 1$ is more difficult to study in that, for $j \geq 1$,

$$\mathbb{P}(Z_n = j) \rightarrow 0 \quad \text{because extinction is certain,}$$

$$\mathbb{P}(Z_n = j \mid E_n) \rightarrow 0 \quad \text{because } Z_n \rightarrow \infty, \text{ conditional on } E_n.$$

However, it is possible to show, in the spirit of the discussion at the end of Section 5.4, that the distribution of

$$Y_n = \frac{Z_n}{n\sigma^2} \quad \text{where } \sigma^2 = \text{var } Z_1,$$

conditional on E_n , converges as $n \rightarrow \infty$.

(8) Theorem. *If $\mu = 1$ and $G''(1) < \infty$ then $Y_n = Z_n/(n\sigma^2)$ satisfies*

$$\mathbb{P}(Y_n \leq y \mid E_n) \rightarrow 1 - e^{-2y}, \quad \text{as } n \rightarrow \infty.$$

Proof. See Athreya and Ney (1972, p. 20). ■

So, if $\mu = 1$, the distribution of Y_n , given E_n , is asymptotically exponential with parameter 2. In this case, the branching process is called *critical*; the cases $\mu < 1$ and $\mu > 1$ are called *subcritical* and *supercritical* respectively. See Athreya and Ney (1972) for further details.

Exercises for Section 6.7

1. Let Z_n be the size of the n th generation of a branching process with $Z_0 = 1$ and $\mathbb{P}(Z_1 = k) = 2^{-k}$ for $k \geq 0$. Show directly that, as $n \rightarrow \infty$, $\mathbb{P}(Z_n \leq 2yn \mid Z_n > 0) \rightarrow 1 - e^{-2y}$, $y > 0$, in agreement with Theorem (6.7.8).
 2. Let Z be a supercritical branching process with $Z_0 = 1$ and family-size generating function G . Assume that the probability η of extinction satisfies $0 < \eta < 1$. Find a way of describing the process Z , conditioned on its ultimate extinction.
 3. Let Z_n be the size of the n th generation of a branching process with $Z_0 = 1$ and $\mathbb{P}(Z_1 = k) = qp^k$ for $k \geq 0$, where $p + q = 1$ and $p > \frac{1}{2}$. Use your answer to Exercise (2) to show that, if we condition on the ultimate extinction of Z , then the process grows in the manner of a branching process with generation sizes \tilde{Z}_n satisfying $\tilde{Z}_0 = 1$ and $\mathbb{P}(\tilde{Z}_1 = k) = pq^k$ for $k \geq 0$.
 4. (a) Show that $\mathbb{E}(X \mid X > 0) \leq \mathbb{E}(X^2)/\mathbb{E}(X)$ for any random variable X taking non-negative values.
 (b) Let Z_n be the size of the n th generation of a branching process with $Z_0 = 1$ and $\mathbb{P}(Z_1 = k) = qp^k$ for $k \geq 0$, where $p > \frac{1}{2}$. Use part (a) to show that $\mathbb{E}(Z_n/\mu^n \mid Z_n > 0) \leq 2p/(p - q)$, where $\mu = p/q$.
 (c) Show that, in the notation of part (b), $\mathbb{E}(Z_n/\mu^n \mid Z_n > 0) \rightarrow p/(p - q)$ as $n \rightarrow \infty$.
-

6.8 Birth processes and the Poisson process

Many processes in nature may change their values at any instant of time rather than at certain specified epochs only. Such a process is a family $\{X(t) : t \geq 0\}$ of random variables indexed by the half-line $[0, \infty)$ and taking values in a state space S . Depending on the underlying random mechanism, X may or may not be a Markov process. Before attempting to study any general theory of continuous-time processes we explore one simple but non-trivial example in detail.

Given the right equipment, we should have no difficulty in observing that the process of emission of particles from a radioactive source seems to behave in a manner which is not totally predictable. If we switch on our Geiger counter at time zero, then the reading $N(t)$ which it shows at a later time t is the outcome of some random process. This process $\{N(t) : t \geq 0\}$ has certain obvious properties, such as:

- (a) $N(0) = 0$, and $N(t) \in \{0, 1, 2, \dots\}$,
- (b) if $s < t$ then $N(s) \leq N(t)$,

but it is not so easy to specify more detailed properties. We might use the following description. In the time interval $(t, t + h)$ there may or may not be some emissions. If h is small then the likelihood of an emission is roughly proportional to h ; it is not very likely that two or more emissions will occur in a small interval. More formally, we make the following definition of a Poisson process†.

†Developed separately but contemporaneously by Erlang, Bateman, and Campbell in 1909, and named after Poisson by Feller before 1940.

(1) Definition. A **Poisson process with intensity** λ is a process $N = \{N(t) : t \geq 0\}$ taking values in $S = \{0, 1, 2, \dots\}$ such that:

(a) $N(0) = 0$; if $s < t$ then $N(s) \leq N(t)$,

$$(b) \mathbb{P}(N(t+h) = n+m \mid N(t) = n) = \begin{cases} \lambda h + o(h) & \text{if } m = 1, \\ o(h) & \text{if } m > 1, \\ 1 - \lambda h + o(h) & \text{if } m = 0, \end{cases}$$

(c) if $s < t$, the number $N(t) - N(s)$ of emissions in the interval $(s, t]$ is independent of the times of emissions during $[0, s]$.

We speak of $N(t)$ as the number of ‘arrivals’ or ‘occurrences’ or ‘events’, or in this example ‘emissions’, of the process by time t . The process N is called a ‘counting process’ and is one of the simplest examples of continuous-time Markov chains. We shall consider the general theory of such processes in the next section; here we study special properties of Poisson processes and their generalizations.

We are interested first in the distribution of $N(t)$.

(2) Theorem. $N(t)$ has the Poisson distribution with parameter λt ; that is to say,

$$\mathbb{P}(N(t) = j) = \frac{(\lambda t)^j}{j!} e^{-\lambda t}, \quad j = 0, 1, 2, \dots$$

Proof. Condition $N(t+h)$ on $N(t)$ to obtain

$$\begin{aligned} \mathbb{P}(N(t+h) = j) &= \sum_i \mathbb{P}(N(t) = i) \mathbb{P}(N(t+h) = j \mid N(t) = i) \\ &= \sum_i \mathbb{P}(N(t) = i) \mathbb{P}((j-i) \text{ arrivals in } (t, t+h]) \\ &= \mathbb{P}(N(t) = j-1) \mathbb{P}(\text{one arrival}) + \mathbb{P}(N(t) = j) \mathbb{P}(\text{no arrivals}) + o(h). \end{aligned}$$

Thus $p_j(t) = \mathbb{P}(N(t) = j)$ satisfies

$$\begin{aligned} p_j(t+h) &= \lambda h p_{j-1}(t) + (1 - \lambda h) p_j(t) + o(h) \quad \text{if } j \neq 0, \\ p_0(t+h) &= (1 - \lambda h) p_0(t) + o(h). \end{aligned}$$

Subtract $p_j(t)$ from each side of the first of these equations, divide by h , and let $h \downarrow 0$ to obtain

$$(3) \quad p'_j(t) = \lambda p_{j-1}(t) - \lambda p_j(t) \quad \text{if } j \neq 0;$$

likewise

$$(4) \quad p'_0(t) = -\lambda p_0(t).$$

The boundary condition is

$$(5) \quad p_j(0) = \delta_{j0} = \begin{cases} 1 & \text{if } j = 0, \\ 0 & \text{if } j \neq 0. \end{cases}$$

Equations (3) and (4) form a collection of differential–difference equations for the $p_j(t)$. Here are two methods of solution, both of which have applications elsewhere.

Method A. Induction. Solve (4) subject to the condition $p_0(0) = 1$ to obtain $p_0(t) = e^{-\lambda t}$. Substitute this into (3) with $j = 1$ to obtain $p_1(t) = \lambda t e^{-\lambda t}$ and iterate, to obtain by induction that

$$p_j(t) = \frac{(\lambda t)^j}{j!} e^{-\lambda t}.$$

Method B. Generating functions. Define the generating function

$$G(s, t) = \sum_{j=0}^{\infty} p_j(t) s^j = \mathbb{E}(s^{N(t)}).$$

Multiply (3) by s^j and sum over j to obtain

$$\frac{\partial G}{\partial t} = \lambda(s - 1)G$$

with the boundary condition $G(s, 0) = 1$. The solution is, as required,

$$(6) \quad G(s, t) = e^{\lambda(s-1)t} = e^{-\lambda t} \sum_{j=0}^{\infty} \frac{(\lambda t)^j}{j!} s^j. \quad \blacksquare$$

This result seems very like the account in Example (3.5.4) that the binomial $\text{bin}(n, p)$ distribution approaches the Poisson distribution if $n \rightarrow \infty$ and $np \rightarrow \lambda$. Why is this no coincidence?

There is an important alternative and equivalent formulation of a Poisson process which provides much insight into its behaviour. Let T_0, T_1, \dots be given by

$$(7) \quad T_0 = 0, \quad T_n = \inf\{t : N(t) = n\}.$$

Then T_n is the time of the n th arrival. The *interarrival times* are the random variables X_1, X_2, \dots given by

$$(8) \quad X_n = T_n - T_{n-1}.$$

From knowledge of N , we can find the values of X_1, X_2, \dots by (7) and (8). Conversely, we can reconstruct N from a knowledge of the X_i by

$$(9) \quad T_n = \sum_1^n X_i, \quad N(t) = \max\{n : T_n \leq t\}.$$

Figure 6.1 is an illustration of this.

(10) Theorem. *The random variables X_1, X_2, \dots are independent, each having the exponential distribution with parameter λ .*

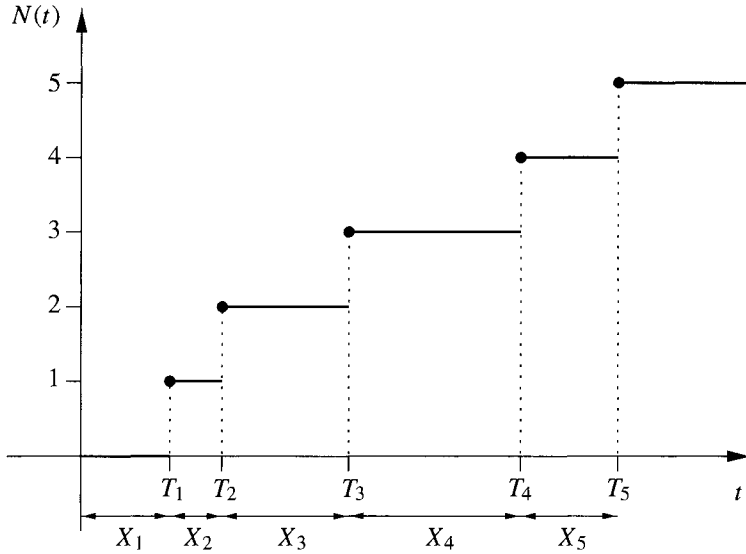


Figure 6.1. A typical realization of a Poisson process $N(t)$.

There is an important generalization of this result to arbitrary continuous-time Markov chains with countable state space. We shall investigate this in the next section.

Proof. First consider X_1 :

$$\mathbb{P}(X_1 > t) = \mathbb{P}(N(t) = 0) = e^{-\lambda t}$$

and so X_1 is exponentially distributed. Now, conditional on X_1 ,

$$\mathbb{P}(X_2 > t \mid X_1 = t_1) = \mathbb{P}(\text{no arrival in } (t_1, t_1 + t] \mid X_1 = t_1).$$

The event $\{X_1 = t_1\}$ relates to arrivals during the time interval $[0, t_1]$, whereas the event $\{\text{no arrival in } (t_1, t_1 + t]\}$ relates to arrivals after time t_1 . These events are independent, by (1c), and therefore

$$\mathbb{P}(X_2 > t \mid X_1 = t_1) = \mathbb{P}(\text{no arrival in } (t_1, t_1 + t]) = e^{-\lambda t}.$$

Thus X_2 is independent of X_1 , and has the same distribution. Similarly,

$$\mathbb{P}(X_{n+1} > t \mid X_1 = t_1, \dots, X_n = t_n) = \mathbb{P}(\text{no arrival in } (T, T + t])$$

where $T = t_1 + t_2 + \dots + t_n$, and the claim of the theorem follows by induction on n . \blacksquare

It is not difficult to see that the process N , constructed by (9) from a sequence X_1, X_2, \dots , is a Poisson process if and only if the X_i are independent identically distributed exponential variables (*exercise*: use the lack-of-memory property of Problem (4.14.5)). If the X_i form such a sequence, it is a simple matter to deduce the distribution of $N(t)$ directly, as follows. In this case, $T_n = \sum_{i=1}^n X_i$ is $\Gamma(\lambda, n)$ and $N(t)$ is specified by the useful remark that

$$N(t) \geq j \quad \text{if and only if} \quad T_j \leq t.$$

Therefore

$$\begin{aligned}\mathbb{P}(N(t) = j) &= \mathbb{P}(T_j \leq t < T_{j+1}) = \mathbb{P}(T_j \leq t) - \mathbb{P}(T_{j+1} \leq t) \\ &= \frac{(\lambda t)^j}{j!} e^{-\lambda t}\end{aligned}$$

using the properties of gamma variables and integration by parts (see Problem (4.14.11c)).

The Poisson process is a very satisfactory model for radioactive emissions from a sample of uranium-235 since this isotope has a half-life of 7×10^8 years and decays fairly slowly. However, for a newly produced sample of strontium-92, which has a half-life of 2.7 hours, we need a more sophisticated process which takes into account the retardation in decay rate over short time intervals. We might suppose that the rate λ at which emissions are detected depends on the number detected already.

(11) Definition. A **birth process with intensities** $\lambda_0, \lambda_1, \dots$ is a process $\{N(t) : t \geq 0\}$ taking values in $S = \{0, 1, 2, \dots\}$ such that:

(a) $N(0) \geq 0$; if $s < t$ then $N(s) \leq N(t)$,

$$(b) \mathbb{P}(N(t+h) = n+m \mid N(t) = n) = \begin{cases} \lambda_n h + o(h) & \text{if } m = 1, \\ o(h) & \text{if } m > 1, \\ 1 - \lambda_n h + o(h) & \text{if } m = 0, \end{cases}$$

(c) if $s < t$ then, conditional on the value of $N(s)$, the increment $N(t) - N(s)$ is independent of all arrivals prior to s .

Here are some interesting special cases.

(a) **Poisson process.** $\lambda_n = \lambda$ for all n . ●

(b) **Simple birth.** $\lambda_n = n\lambda$. This models the growth of a population in which living individuals give birth independently of one another, each giving birth to a new individual with probability $\lambda h + o(h)$ in the interval $(t, t+h)$. No individuals may die. The number M of births in the interval $(t, t+h)$ satisfies:

$$\begin{aligned}\mathbb{P}(M = m \mid N(t) = n) &= \binom{n}{m} (\lambda h)^m (1 - \lambda h)^{n-m} + o(h) \\ &= \begin{cases} 1 - n\lambda h + o(h) & \text{if } m = 0, \\ n\lambda h + o(h) & \text{if } m = 1, \\ o(h) & \text{if } m > 1. \end{cases}\end{aligned}$$
 ●

(c) **Simple birth with immigration.** $\lambda_n = n\lambda + \nu$. This models a simple birth process which experiences immigration at constant rate ν from elsewhere. ●

Suppose that N is a birth process with positive intensities $\lambda_0, \lambda_1, \dots$. Let us proceed as for the Poisson process. Define the transition probabilities

$$p_{ij}(t) = \mathbb{P}(N(s+t) = j \mid N(s) = i) = \mathbb{P}(N(t) = j \mid N(0) = i);$$

now condition $N(t+h)$ on $N(t)$ and let $h \downarrow 0$ as we did for (3) and (4), to obtain the so-called

(12) Forward system of equations: $p'_{ij}(t) = \lambda_{j-1}p_{i,j-1}(t) - \lambda_j p_{ij}(t)$ for $j \geq i$,

with the convention that $\lambda_{-1} = 0$, and the boundary condition $p_{ij}(0) = \delta_{ij}$. Alternatively we might condition $N(t+h)$ on $N(h)$ and let $h \downarrow 0$ to obtain the so-called

(13) Backward system of equations: $p'_{ij}(t) = \lambda_i p_{i+1,j}(t) - \lambda_i p_{ij}(t)$ for $j \geq i$,

with the boundary condition $p_{ij}(0) = \delta_{ij}$.

Can we solve these equations as we did for the Poisson process?

(14) Theorem. *The forward system has a unique solution, which satisfies the backward system.*

Proof. Note first that $p_{ij}(t) = 0$ if $j < i$. Solve the forward equation with $j = i$ to obtain $p_{ii}(t) = e^{-\lambda_i t}$. Substitute into the forward equation with $j = i + 1$ to find $p_{i,i+1}(t)$. Continue this operation to deduce that the forward system has a unique solution. To obtain more information about this solution, define the Laplace transforms†

$$\widehat{p}_{ij}(\theta) = \int_0^\infty e^{-\theta t} p_{ij}(t) dt.$$

Transform the forward system to obtain

$$(\theta + \lambda_j)\widehat{p}_{ij}(\theta) = \delta_{ij} + \lambda_{j-1}\widehat{p}_{i,j-1}(\theta);$$

this is a difference equation which is readily solved to obtain

$$(15) \quad \widehat{p}_{ij}(\theta) = \frac{1}{\lambda_j} \frac{\lambda_i}{\theta + \lambda_i} \frac{\lambda_{i+1}}{\theta + \lambda_{i+1}} \cdots \frac{\lambda_j}{\theta + \lambda_j} \quad \text{for } j \geq i.$$

This determines $p_{ij}(t)$ uniquely by the inversion theorem for Laplace transforms.

To see that this solution satisfies the backward system, transform this system similarly to obtain that any solution $\pi_{ij}(t)$ to the backward equation, with Laplace transform

$$\widehat{\pi}_{ij}(\theta) = \int_0^\infty e^{-\theta t} \pi_{ij}(t) dt,$$

satisfies

$$(\theta + \lambda_i)\widehat{\pi}_{ij}(\theta) = \delta_{ij} + \lambda_i \widehat{\pi}_{i+1,j}(\theta).$$

The \widehat{p}_{ij} , given by (15), satisfy this equation, and so the p_{ij} satisfy the backward system. ■

We have not been able to show that the backward system has a unique solution, for the very good reason that this may not be true. All we can show is that it has a minimal solution.

(16) Theorem. *If $\{p_{ij}(t)\}$ is the unique solution of the forward system, then any solution $\{\pi_{ij}(t)\}$ of the backward system satisfies $p_{ij}(t) \leq \pi_{ij}(t)$ for all i, j, t .*

Proof. See Feller (1968, pp. 475–477). ■

†See Section F of Appendix I for some properties of Laplace transforms.

There may seem something wrong here, because the condition

$$(17) \quad \sum_j p_{ij}(t) = 1$$

in conjunction with the result of (16) would constrain $\{p_{ij}(t)\}$ to be the *unique* solution of the backward system which is a proper distribution. The point is that (17) may fail to hold. A problem arises when the birth rates λ_n increase sufficiently quickly with n that the process N may pass through all (finite) states in bounded time, and we say that *explosion* occurs if this happens with a strictly positive probability. Let $T_\infty = \lim_{n \rightarrow \infty} T_n$ be the limit of the arrival times of the process.

(18) Definition. We call the process N **honest** if $\mathbb{P}(T_\infty = \infty) = 1$ for all t , and **dishonest** otherwise.

Equation (17) is equivalent to $\mathbb{P}(T_\infty > t) = 1$, whence (17) holds for all t if and only if N is honest.

(19) Theorem. *The process N is honest if and only if $\sum_n \lambda_n^{-1} = \infty$.*

This beautiful theorem asserts that if the birth rates are small enough then $N(t)$ is almost surely finite, but if they are sufficiently large that $\sum \lambda_n^{-1}$ converges then births occur so frequently that there is positive probability of infinitely many births occurring in a finite interval of time; thus $N(t)$ may take the value $+\infty$ instead of a non-negative integer. Think of the deficit $1 - \sum_j p_{ij}(t)$ as the probability $\mathbb{P}(T_\infty \leq t)$ of escaping to infinity by time t , starting from i .

Theorem (19) is an immediate consequence of the following lemma.

(20) Lemma. *Let X_1, X_2, \dots be independent random variables, X_n having the exponential distribution with parameter λ_{n-1} , and let $T_\infty = \sum_n X_n$. We have that*

$$\mathbb{P}(T_\infty < \infty) = \begin{cases} 0 & \text{if } \sum_n \lambda_n^{-1} = \infty, \\ 1 & \text{if } \sum_n \lambda_n^{-1} < \infty. \end{cases}$$

Proof. We have by equation (5.6.13) that

$$\mathbb{E}(T_\infty) = \mathbb{E}\left(\sum_{n=1}^{\infty} X_n\right) = \sum_{n=1}^{\infty} \frac{1}{\lambda_{n-1}}.$$

If $\sum_n \lambda_n^{-1} < \infty$ then $\mathbb{E}(T_\infty) < \infty$, whence $\mathbb{P}(T_\infty = \infty) = 0$.

In order to study the atom of T_∞ at ∞ we work with the bounded random variable e^{-T_∞} , defined as the limit as $n \rightarrow \infty$ of e^{-T_n} . By monotone convergence (5.6.12),

$$\begin{aligned} \mathbb{E}(e^{-T_\infty}) &= \mathbb{E}\left(\prod_{n=1}^{\infty} e^{-X_n}\right) = \lim_{N \rightarrow \infty} \mathbb{E}\left(\prod_{n=1}^N e^{-X_n}\right) \\ &= \lim_{N \rightarrow \infty} \prod_{n=1}^N \mathbb{E}(e^{-X_n}) \quad \text{by independence} \\ &= \lim_{N \rightarrow \infty} \prod_{n=1}^N \frac{1}{1 + \lambda_{n-1}^{-1}} = \left\{ \prod_{n=1}^{\infty} (1 + \lambda_{n-1}^{-1}) \right\}^{-1}. \end{aligned}$$

The last product[†] equals ∞ if $\sum_n \lambda_n^{-1} = \infty$, implying in turn that $\mathbb{E}(e^{-T_\infty}) = 0$. However, $e^{-T_\infty} \geq 0$, and therefore $\mathbb{P}(T_\infty = \infty) = \mathbb{P}(e^{-T_\infty} = 0) = 1$ as required. ■

In summary, we have considered several random processes, indexed by continuous time, which model phenomena occurring in nature. However, certain dangers arise unless we take care in the construction of such processes. They may even find a way to the so-called ‘boundary’ of the state space by exploding in finite time.

We terminate this section with a brief discussion of the Markov property for birth processes. Recall that a sequence $X = \{X_n : n \geq 0\}$ is said to satisfy the Markov property if, conditional on the event $\{X_n = i\}$, events relating to the collection $\{X_m : m > n\}$ are independent of events relating to $\{X_m : m < n\}$. Birth processes have a similar property. Let N be a birth process and let T be a fixed time. Conditional on the event $\{N(T) = i\}$, the evolution of the process subsequent to time T is independent of that prior to T ; this is an immediate consequence of (11c), and is called the ‘weak Markov property’. It is often desirable to make use of a stronger property, in which T is allowed to be a *random variable* rather than merely a constant. On the other hand, such a conclusion cannot be valid for all random T , since if T ‘looks into the future’ as well as the past, then information about the past may generally be relevant to the future (*exercise*: find a random variable T for which the desired conclusion is false). A useful class of random times are those whose values depend only on the past, and here is a formal definition. We call the random time T a *stopping time* for the process N if, for all $t \geq 0$, the indicator function of the event $\{T \leq t\}$ is a function of the values $\{N(s) : s \leq t\}$ of the process up to time t ; that is to say, we require that it be decidable whether or not T has occurred by time t knowing only the values of the process up to time t . Examples of stopping times are the times T_1, T_2, \dots of arrivals; examples of times which are not stopping times are $T_4 - 2, \frac{1}{2}(T_1 + T_2)$, and other random variables which ‘look into the future’.

(21) Theorem. Strong Markov property. *Let N be a birth process and let T be a stopping time for N . Let A be an event which depends on $\{N(s) : s > T\}$ and B be an event which depends on $\{N(s) : s \leq T\}$. Then*

$$(22) \quad \mathbb{P}(A \mid N(T) = i, B) = \mathbb{P}(A \mid N(T) = i) \quad \text{for all } i.$$

Proof. The following argument may be made rigorous. The event B contains information about the process N prior to T ; the ‘worst’ such event is one which tells everything. Assume then that B is a complete description of $\{N(s) : s \leq T\}$ (problems of measurability may in general arise here, but these are not serious in this case since birth processes have only countably many arrivals). Since B is a complete description, knowledge of B carries with it knowledge of the value of the stopping time T , which we write as $T = T(B)$. Therefore

$$\mathbb{P}(A \mid N(T) = i, B) = \mathbb{P}(A \mid N(T) = i, B, T = T(B)).$$

The event $\{N(T) = i\} \cap B \cap \{T = T(B)\}$ specifies: (i) the value of T , (ii) the value of $N(T)$, and (iii) the history of the process up to time T ; it is by virtue of the fact that T is a stopping time that this event is defined in terms of $\{N(s) : s \leq T(B)\}$. By the *weak* Markov property, since T is constant on this event, we may discount information in (iii), so that

$$\mathbb{P}(A \mid N(T) = i, B) = \mathbb{P}(A \mid N(T) = i, T = T(B)).$$

[†]See Subsection (8) of Appendix I for some notes about infinite products.

Now, the process is temporally homogeneous, and A is defined in terms of $\{N(s) : s > T\}$; it follows that the (conditional) probability of A depends only on the value of $N(T)$, which is to say that

$$\mathbb{P}(A \mid N(T) = i, T = T(B)) = \mathbb{P}(A \mid N(T) = i)$$

and (22) follows.

To obtain (22) for more general events B than that given above requires a small spot of measure theory. For those readers who want to see this, we note that, for general B ,

$$\begin{aligned} \mathbb{P}(A \mid N(T) = i, B) &= \mathbb{E}(I_A \mid N(T) = i, B) \\ &= \mathbb{E}\left\{\mathbb{E}(I_A \mid N(T) = i, B, H) \mid N(T) = i, B\right\} \end{aligned}$$

where $H = \{N(s) : s \leq T\}$. The inner expectation equals $\mathbb{P}(A \mid N(T) = i)$, by the argument above, and the claim follows. ■

We used two properties of birth processes in our proof of the strong Markov property: temporal homogeneity and the weak Markov property. The strong Markov property plays an important role in the study of continuous-time Markov chains and processes, and we shall encounter it in a more general form later. When applied to a birth process N , it implies that the new process N' , defined by $N'(t) = N(t + T) - N(T)$, $t \geq 0$, conditional on $\{N(T) = i\}$ is also a birth process, whenever T is a stopping time for N ; it is easily seen that this new birth process has intensities $\lambda_i, \lambda_{i+1}, \dots$. In the case of the Poisson process, we have that $N'(t) = N(t + T) - N(T)$ is a Poisson process also.

(23) Example. A Poisson process N is said to have ‘stationary independent increments’, since: (a) the distribution of $N(t) - N(s)$ depends only on $t - s$, and (b) the increments $\{N(t_i) - N(s_i) : i = 1, 2, \dots, n\}$ are independent if $s_1 \leq t_1 \leq s_2 \leq t_2 \leq \dots \leq t_n$. This property is nearly a characterization of the Poisson process. Suppose that $M = \{M(t) : t \geq 0\}$ is a non-decreasing right-continuous integer-valued process with $M(0) = 0$, having stationary independent increments, and with the extra property that M has only jump discontinuities of size 1. Note first that, for $u, v \geq 0$,

$$\mathbb{E}M(u + v) = \mathbb{E}M(u) + \mathbb{E}[M(u + v) - M(u)] = \mathbb{E}M(u) + \mathbb{E}M(v)$$

by the assumption of stationary increments. Now $\mathbb{E}M(u)$ is non-decreasing in u , so that there exists λ such that

$$(23) \quad \mathbb{E}M(u) = \lambda u, \quad u \geq 0.$$

Let $T = \sup\{t : M(t) = 0\}$ be the time of the first jump of M . We have from the right-continuity of M that $M(T) = 1$ (almost surely), so that T is a stopping time for M . Now

$$(24) \quad \mathbb{E}M(s) = \mathbb{E}\{\mathbb{E}(M(s) \mid T)\}.$$

Certainly $\mathbb{E}(M(s) \mid T) = 0$ if $s < T$, and for $s \geq t$

$$\begin{aligned} \mathbb{E}(M(s) \mid T = t) &= \mathbb{E}(M(t) \mid T = t) + \mathbb{E}(M(s) - M(t) \mid T = t) \\ &= 1 + \mathbb{E}\left(M(s) - M(t) \mid M(t) = 1, M(u) = 0 \text{ for } u < t\right) \\ &= 1 + \mathbb{E}M(s - t) \end{aligned}$$

by the assumption of stationary independent increments. We substitute this into (24) to obtain

$$\mathbb{E}M(s) = \int_0^s [1 + \mathbb{E}M(s-t)] dF(t)$$

where F is the distribution function of T . Now $\mathbb{E}M(s) = \lambda s$ for all s , so that

$$(25) \quad \lambda s = F(s) + \lambda \int_0^s (s-t) dF(t),$$

an integral equation for the unknown function F . One of the standard ways of solving such an equation is to use Laplace transforms. We leave it as an *exercise* to deduce from (25) that $F(t) = 1 - e^{-\lambda t}$, $t \geq 0$, so that T has the exponential distribution. An argument similar to that used for Theorem (10) now shows that the ‘inter-jump’ times of M are independent and have the exponential distribution. Hence M is a Poisson process with intensity λ . ●

Exercises for Section 6.8

1. Superposition. Flies and wasps land on your dinner plate in the manner of independent Poisson processes with respective intensities λ and μ . Show that the arrivals of flying objects form a Poisson process with intensity $\lambda + \mu$.

2. Thinning. Insects land in the soup in the manner of a Poisson process with intensity λ , and each such insect is green with probability p , independently of the colours of all other insects. Show that the arrivals of green insects form a Poisson process with intensity λp .

3. Let T_n be the time of the n th arrival in a Poisson process N with intensity λ , and define the excess lifetime process $E(t) = T_{N(t)+1} - t$, being the time one must wait subsequent to t before the next arrival. Show by conditioning on T_1 that

$$\mathbb{P}(E(t) > x) = e^{-\lambda(t+x)} + \int_0^t \mathbb{P}(E(t-u) > x) \lambda e^{-\lambda u} du.$$

Solve this integral equation in order to find the distribution function of $E(t)$. Explain your conclusion.

4. Let B be a simple birth process (6.8.11b) with $B(0) = I$; the birth rates are $\lambda_n = n\lambda$. Write down the forward system of equations for the process and deduce that

$$\mathbb{P}(B(t) = k) = \binom{k-1}{I-1} e^{-I\lambda t} (1 - e^{-\lambda t})^{k-I}, \quad k \geq I.$$

Show also that $\mathbb{E}(B(t)) = I e^{\lambda t}$ and $\text{var}(B(t)) = I e^{2\lambda t} (1 - e^{-\lambda t})$.

5. Let B be a process of simple birth with immigration (6.8.11c) with parameters λ and ν , and with $B(0) = 0$; the birth rates are $\lambda_n = n\lambda + \nu$. Write down the sequence of differential–difference equations for $p_n(t) = \mathbb{P}(B(t) = n)$. Without solving these equations, use them to show that $m(t) = \mathbb{E}(B(t))$ satisfies $m'(t) = \lambda m(t) + \nu$, and solve for $m(t)$.

6. Let N be a birth process with intensities $\lambda_0, \lambda_1, \dots$, and let $N(0) = 0$. Show that $p_n(t) = \mathbb{P}(N(t) = n)$ is given by

$$p_n(t) = \frac{1}{\lambda_n} \sum_{i=0}^n \lambda_i e^{-\lambda_i t} \prod_{\substack{j=0 \\ j \neq i}}^n \frac{\lambda_j}{\lambda_j - \lambda_i}$$

provided that $\lambda_i \neq \lambda_j$ whenever $i \neq j$.

7. Suppose that the general birth process of the previous exercise is such that $\sum_n \lambda_n^{-1} < \infty$. Show that $\lambda_n p_n(t) \rightarrow f(t)$ as $n \rightarrow \infty$ where f is the density function of the random variable $T = \sup\{t : N(t) < \infty\}$. Deduce that $\mathbb{E}(N(t) \mid N(t) < \infty)$ is finite or infinite depending on the convergence or divergence of $\sum_n n \lambda_n^{-1}$.

Find the Laplace transform of f in closed form for the case when $\lambda_n = (n + \frac{1}{2})^2$, and deduce an expression for f .

6.9 Continuous-time Markov chains

Let $X = \{X(t) : t \geq 0\}$ be a family of random variables taking values in some countable state space S and indexed by the half-line $[0, \infty)$. As before, we shall assume that S is a subset of the integers. The process X is called a (continuous-time) *Markov chain* if it satisfies the following condition.

(1) Definition. The process X satisfies the **Markov property** if

$$\mathbb{P}(X(t_n) = j \mid X(t_1) = i_1, \dots, X(t_{n-1}) = i_{n-1}) = \mathbb{P}(X(t_n) = j \mid X(t_{n-1}) = i_{n-1})$$

for all $j, i_1, \dots, i_{n-1} \in S$ and any sequence $t_1 < t_2 < \dots < t_n$ of times.

The evolution of continuous-time Markov chains can be described in very much the same terms as those used for discrete-time processes. Various difficulties may arise in the analysis, especially when S is infinite. The way out of these difficulties is too difficult to describe in detail here, and the reader should look elsewhere (see Chung 1960, or Freedman 1971 for example). The general scheme is as follows. For discrete-time processes we wrote the n -step transition probabilities in matrix form and expressed them in terms of the one-step matrix \mathbf{P} . In continuous time there is no exact analogue of \mathbf{P} since there is no implicit unit length of time. The infinitesimal calculus offers one way to plug this gap; we shall see that there exists a matrix \mathbf{G} , called the *generator* of the chain, which takes over the role of \mathbf{P} . An alternative way of approaching the question of continuous time is to consider the imbedded discrete-time process obtained by listing the changes of state of the original process.

First we address the basics.

(2) Definition. The **transition probability** $p_{ij}(s, t)$ is defined to be

$$p_{ij}(s, t) = \mathbb{P}(X(t) = j \mid X(s) = i) \quad \text{for } s \leq t.$$

The chain is called **homogeneous** if $p_{ij}(s, t) = p_{ij}(0, t - s)$ for all i, j, s, t , and we write $p_{ij}(t - s)$ for $p_{ij}(s, t)$.

Henceforth we suppose that X is a homogeneous chain, and we write \mathbf{P}_t for the $|S| \times |S|$ matrix with entries $p_{ij}(t)$. The family $\{\mathbf{P}_t : t \geq 0\}$ is called the *transition semigroup* of the chain.

(3) Theorem. The family $\{\mathbf{P}_t : t \geq 0\}$ is a stochastic semigroup; that is, it satisfies the following:

- (a) $\mathbf{P}_0 = \mathbf{I}$, the identity matrix,
- (b) \mathbf{P}_t is stochastic, that is \mathbf{P}_t has non-negative entries and row sums 1,
- (c) the Chapman–Kolmogorov equations, $\mathbf{P}_{s+t} = \mathbf{P}_s \mathbf{P}_t$ if $s, t \geq 0$.

Proof. Part (a) is obvious.

(b) With $\mathbf{1}$ a row vector of ones, we have that

$$(\mathbf{P}_t \mathbf{1}')_i = \sum_j p_{ij}(t) = \mathbb{P}\left(\bigcup_j \{X(t) = j\} \mid X(0) = i\right) = 1.$$

(c) Using the Markov property,

$$\begin{aligned} p_{ij}(s+t) &= \mathbb{P}(X(s+t) = j \mid X(0) = i) \\ &= \sum_k \mathbb{P}(X(s+t) = j \mid X(s) = k, X(0) = i) \mathbb{P}(X(s) = k \mid X(0) = i) \\ &= \sum_k p_{ik}(s) p_{kj}(t) \quad \text{as for Theorem (6.1.7).} \end{aligned}$$

■

As before, the evolution of $X(t)$ is specified by the stochastic semigroup $\{\mathbf{P}_t\}$ and the distribution of $X(0)$. Most questions about X can be rephrased in terms of these matrices and their properties.

Many readers will not be very concerned with the general theory of these processes, but will be much more interested in specific examples and their stationary distributions. Therefore, we present only a broad outline of the theory in the remaining part of this section and hope that it is sufficient for most applications. Technical conditions are usually omitted, with the consequence that *some of the statements which follow are false in general*; such statements are marked with an asterisk. Indications of how to fill in the details are given in the next section. We shall always suppose that the transition probabilities are continuous.

(4) Definition. The semigroup $\{\mathbf{P}_t\}$ is called **standard** if $\mathbf{P}_t \rightarrow \mathbf{I}$ as $t \downarrow 0$, which is to say that $p_{ii}(t) \rightarrow 1$ and $p_{ij}(t) \rightarrow 0$ for $i \neq j$ as $t \downarrow 0$.

Note that the semigroup is standard if and only if its elements $p_{ij}(t)$ are continuous functions of t . In order to see this, observe that $p_{ij}(t)$ is continuous for all t whenever the semigroup is standard; we just use the Chapman–Kolmogorov equations (3c) (see Problem (6.15.14)). Henceforth we consider only Markov chains with standard semigroups of transition probabilities.

Suppose that the chain is in state $X(t) = i$ at time t . Various things may happen in the small time interval $(t, t+h)$:

- (a) nothing may happen, with probability $p_{ii}(h) + o(h)$, the error term taking into account the possibility that the chain moves out of i and back to i in the interval,
- (b) the chain may move to a new state j with probability $p_{ij}(h) + o(h)$.

We are assuming here that the probability of two or more transitions in the interval $(t, t+h)$ is $o(h)$; this can be proved. Following (a) and (b), we are interested in the behaviour of $p_{ij}(h)$ for small h ; it turns out that $p_{ij}(h)$ is approximately linear in h when h is small. That is, there exist constants $\{g_{ij} : i, j \in S\}$ such that

$$(5) \quad p_{ij}(h) \simeq g_{ij}h \quad \text{if } i \neq j, \quad p_{ii}(h) \simeq 1 + g_{ii}h.$$

Clearly $g_{ij} \geq 0$ for $i \neq j$ and $g_{ii} \leq 0$ for all i ; the matrix† $\mathbf{G} = (g_{ij})$ is called the

†Some writers use the notation q_{ij} in place of g_{ij} , and term the resulting matrix \mathbf{Q} the ‘ Q -matrix’ of the process.

generator of the chain and takes over the role of the transition matrix \mathbf{P} for discrete-time chains. Combine (5) with (a) and (b) above to find that, starting from $X(t) = i$,

- (a) nothing happens during $(t, t + h)$ with probability $1 + g_{ii}h + o(h)$,
- (b) the chain jumps to state $j (\neq i)$ with probability $g_{ij}h + o(h)$.

One may expect that $\sum_j p_{ij}(t) = 1$, and so

$$1 = \sum_j p_{ij}(h) \simeq 1 + h \sum_j g_{ij}$$

leading to the equation

$$(6^*) \quad \sum_j g_{ij} = 0 \quad \text{for all } i, \quad \text{or} \quad \mathbf{G}\mathbf{1}' = \mathbf{0}'$$

where $\mathbf{1}$ and $\mathbf{0}$ are row vectors of ones and zeros. Treat (6) with care; there are some chains for which it fails to hold.

(7) **Example. Birth process (6.8.11).** From the definition of this process, it is clear that

$$g_{ii} = -\lambda_i, \quad g_{i,i+1} = \lambda_i, \quad g_{ij} = 0 \quad \text{if } j < i \quad \text{or} \quad j > i + 1.$$

Thus

$$\mathbf{G} = \begin{pmatrix} -\lambda_0 & \lambda_0 & 0 & 0 & 0 & \dots \\ 0 & -\lambda_1 & \lambda_1 & 0 & 0 & \dots \\ 0 & 0 & -\lambda_2 & \lambda_2 & 0 & \dots \\ \vdots & \vdots & \vdots & \vdots & \vdots & \ddots \end{pmatrix}.$$

Relation (5) is usually written as

$$(8) \quad \lim_{h \downarrow 0} \frac{1}{h} (\mathbf{P}_h - \mathbf{I}) = \mathbf{G},$$

and amounts to saying that \mathbf{P}_t is differentiable at $t = 0$. It is clear that \mathbf{G} can be found from knowledge of the \mathbf{P}_t . The converse also is usually true. We argue roughly as follows. Suppose that $X(0) = i$, and condition $X(t + h)$ on $X(t)$ to find that

$$\begin{aligned} p_{ij}(t + h) &= \sum_k p_{ik}(t) p_{kj}(h) \\ &\simeq p_{ij}(t)(1 + g_{jj}h) + \sum_{k:k \neq j} p_{ik}(t) g_{kj}h \quad \text{by (5)} \\ &= p_{ij}(t) + h \sum_k p_{ik}(t) g_{kj}, \end{aligned}$$

giving that

$$\frac{1}{h} [p_{ij}(t + h) - p_{ij}(t)] \simeq \sum_k p_{ik}(t) g_{kj} = (\mathbf{P}_t \mathbf{G})_{ij}.$$

Let $h \downarrow 0$ to obtain the forward equations. We write \mathbf{P}'_t for the matrix with entries $p'_{ij}(t)$.

(9*) Forward equations. We have that $\mathbf{P}'_t = \mathbf{P}_t \mathbf{G}$, which is to say that

$$p'_{ij}(t) = \sum_k p_{ik}(t) g_{kj} \quad \text{for all } i, j \in S.$$

A similar argument, by conditioning $X(t+h)$ on $X(h)$, yields the backward equations.

(10*) Backward equations. We have that $\mathbf{P}'_t = \mathbf{G} \mathbf{P}_t$, which is to say that

$$p'_{ij}(t) = \sum_k g_{ik} p_{kj}(t) \quad \text{for all } i, j \in S.$$

These equations are general forms of equations (6.8.12) and (6.8.13) and relate $\{\mathbf{P}_t\}$ to \mathbf{G} . Subject to the boundary condition $\mathbf{P}_0 = \mathbf{I}$, they often have a unique solution given by the infinite sum

$$(11*) \quad \mathbf{P}_t = \sum_{n=0}^{\infty} \frac{t^n}{n!} \mathbf{G}^n$$

of powers of matrices (remember that $\mathbf{G}^0 = \mathbf{I}$). Equation (11) is deducible from (9) or (10) in very much the same way as we might show that the function of the single variable $p(t) = e^{gt}$ solves the differential equation $p'(t) = gp(t)$. The representation (11) for \mathbf{P}_t is very useful and is usually written as

$$(12*) \quad \mathbf{P}_t = e^{t\mathbf{G}} \quad \text{or} \quad \mathbf{P}_t = \exp(t\mathbf{G}).$$

where $e^{\mathbf{A}}$ is the natural abbreviation for $\sum_{n=0}^{\infty} (1/n!) \mathbf{A}^n$ whenever \mathbf{A} is a square matrix.

So, subject to certain technical conditions, a continuous-time chain has a generator \mathbf{G} which specifies the transition probabilities. Several examples of such generators are given in Section 6.11. In the last section we saw that a Poisson process (this is Example (7) with $\lambda_i = \lambda$ for all $i \geq 0$) can be described in terms of its interarrival times; an equivalent remark holds here. Suppose that $X(s) = i$. The future development of $X(s+t)$, for $t \geq 0$, goes roughly as follows. Let $U = \inf\{t \geq 0 : X(s+t) \neq i\}$ be the further time until the chain changes its state; U is called a 'holding time'.

(13*) Claim. The random variable U is exponentially distributed with parameter $-g_{ii}$.

Thus the exponential distribution plays a central role in the theory of Markov processes.

Sketch proof. The distribution of U has the 'lack of memory' property (see Problem (4.14.5)) because

$$\begin{aligned} \mathbb{P}(U > x+y \mid U > x) &= \mathbb{P}(U > x+y \mid X(t+x) = i) \\ &= \mathbb{P}(U > y) \quad \text{if } x, y \geq 0 \end{aligned}$$

by the Markov property and the homogeneity of the chain. It follows that the distribution function F_U of U satisfies $1 - F_U(x+y) = [1 - F_U(x)][1 - F_U(y)]$, and so $1 - F_U(x) = e^{-\lambda x}$ where $\lambda = F'_U(0) = -g_{ii}$. ■

Therefore, if $X(s) = i$, the chain remains in state i for an exponentially distributed time U , after which it jumps to some other state j .

(14*) Claim. The probability that the chain jumps to j ($\neq i$) is $-g_{ij}/g_{ii}$.

Sketch proof. Roughly speaking, suppose that $x < U \leq x + h$ and suppose that the chain jumps only once in $(x, x + h]$. Then

$$\mathbb{P}(\text{jumps to } j \mid \text{it jumps}) \simeq \frac{p_{ij}(h)}{1 - p_{ii}(h)} \rightarrow -\frac{g_{ij}}{g_{ii}} \quad \text{as } h \downarrow 0. \quad \blacksquare$$

(15) Example. Consider a two-state chain X with $S = \{1, 2\}$; X jumps between 1 and 2 as time passes. There are two equivalent ways of describing the chain, depending on whether we specify \mathbf{G} or we specify the holding times:

(a) X has generator $\mathbf{G} = \begin{pmatrix} -\alpha & \alpha \\ \beta & -\beta \end{pmatrix}$;

(b) if the chain is in state 1 (or 2), then it stays in this state for a length of time which is exponentially distributed with parameter α (or β) before jumping to 2 (or 1).

The forward equations (9), $\mathbf{P}'_t = \mathbf{P}_t \mathbf{G}$, take the form

$$p'_{11}(t) = -\alpha p_{11}(t) + \beta p_{12}(t)$$

and are easily solved to find the transition probabilities of the chain (*exercise*). ●

We move on to the classification of states; this is not such a chore as it was for discrete-time chains. It turns out that for any pair i, j of states

(16) either $p_{ij}(t) = 0$ for all $t > 0$, or $p_{ij}(t) > 0$ for all $t > 0$,

and this leads to a definition of irreducibility.

(17) Definition. The chain is called **irreducible** if for any pair i, j of states we have that $p_{ij}(t) > 0$ for some t .

Any time $t > 0$ will suffice in (17), because of (16). The birth process is *not* irreducible, since it is non-decreasing. See Problem (6.15.15) for a condition for irreducibility in terms of the generator \mathbf{G} of the chain.

As before, the asymptotic behaviour of $X(t)$ for large t is closely bound up with the existence of stationary distributions. Compare their definition with Definition (6.4.1).

(18) Definition. The vector $\boldsymbol{\pi}$ is a **stationary distribution** of the chain if $\pi_j \geq 0$, $\sum_j \pi_j = 1$, and $\boldsymbol{\pi} = \boldsymbol{\pi} \mathbf{P}_t$ for all $t \geq 0$.

If $X(0)$ has distribution $\boldsymbol{\mu}^{(0)}$ then the distribution $\boldsymbol{\mu}^{(t)}$ of $X(t)$ is given by

(19)
$$\boldsymbol{\mu}^{(t)} = \boldsymbol{\mu}^{(0)} \mathbf{P}_t.$$

If $\boldsymbol{\mu}^{(0)} = \boldsymbol{\mu}$, a stationary distribution, then $X(t)$ has distribution $\boldsymbol{\mu}$ for all t . For discrete-time chains we found stationary distributions by solving the equations $\boldsymbol{\pi} = \boldsymbol{\pi} \mathbf{P}$; the corresponding equations $\boldsymbol{\pi} = \boldsymbol{\pi} \mathbf{P}_t$ for continuous-time chains may seem complicated but they amount to a simple condition relating $\boldsymbol{\pi}$ and \mathbf{G} .

(20*) Claim. We have that $\pi = \pi \mathbf{P}_t$ for all t if and only if $\pi \mathbf{G} = \mathbf{0}$.

Sketch proof. From (11), and remembering that $\mathbf{G}^0 = \mathbf{I}$,

$$\begin{aligned} \pi \mathbf{G} = \mathbf{0} &\Leftrightarrow \pi \mathbf{G}^n = \mathbf{0} && \text{for all } n \geq 1 \\ &\Leftrightarrow \sum_{n=1}^{\infty} \frac{t^n}{n!} \pi \mathbf{G}^n = \mathbf{0} && \text{for all } t \\ &\Leftrightarrow \pi \sum_{n=0}^{\infty} \frac{t^n}{n!} \mathbf{G}^n = \pi && \text{for all } t \\ &\Leftrightarrow \pi \mathbf{P}_t = \pi && \text{for all } t. \quad \blacksquare \end{aligned}$$

This provides a useful collection of equations which specify stationary distributions, whenever they exist. The ergodic theorem for continuous-time chains is as follows; it holds exactly as stated, and requires no extra conditions.

(21) Theorem. Let X be irreducible with a standard semigroup $\{\mathbf{P}_t\}$ of transition probabilities.

(a) If there exists a stationary distribution π then it is unique and

$$p_{ij}(t) \rightarrow \pi_j \quad \text{as } t \rightarrow \infty, \quad \text{for all } i \text{ and } j.$$

(b) If there is no stationary distribution then $p_{ij}(t) \rightarrow 0$ as $t \rightarrow \infty$, for all i and j .

Sketch proof. Fix $h > 0$ and let $Y_n = X(nh)$. Then $Y = \{Y_n\}$ is an irreducible aperiodic discrete-time Markov chain; Y is called a *skeleton* of X . If Y is non-null persistent, then it has a unique stationary distribution π^h and

$$p_{ij}(nh) = \mathbf{P}(Y_n = j \mid Y_0 = i) \rightarrow \pi_j^h \quad \text{as } n \rightarrow \infty;$$

otherwise $p_{ij}(nh) \rightarrow 0$ as $n \rightarrow \infty$. Use this argument for two rational values h_1 and h_2 and observe that the sequences $\{nh_1 : n \geq 0\}$, $\{nh_2 : n \geq 0\}$ have infinitely many points in common to deduce that $\pi^{h_1} = \pi^{h_2}$ in the non-null persistent case. Thus the limit of $p_{ij}(t)$ exists along all sequences $\{nh : n \geq 0\}$ of times, for rational h ; now use the continuity of $p_{ij}(t)$ to fill in the gaps. The proof is essentially complete. \blacksquare

As noted earlier, an alternative approach to a continuous-time chain X is to concentrate on its changes of state at the times of jumps. Indeed one may extend the discussion leading to (13) and (14) to obtain the following, subject to conditions of regularity not stated here. Let T_n be the time of the n th change in value of the chain X , and set $T_0 = 0$. The values $Z_n = X(T_n+)$ of X immediately after its jumps constitute a discrete-time Markov chain Z with transition matrix $h_{ij} = g_{ij}/g_i$, when $g_i = -g_{ii}$ satisfies $g_i > 0$; if $g_i = 0$, the chain remains forever in state i once it has arrived there for the first time. Furthermore, if $Z_n = j$, the holding time $T_{n+1} - T_n$ has the exponential distribution with parameter g_j . The chain Z is called the *jump chain* of X . There is an important and useful converse to this statement, which illuminates the interplay between X and its jump chain. Given a discrete-time chain Z , one may construct a continuous-time chain X having Z as its jump chain; indeed many such chains X exist. We make this more formal as follows.

Let S be a countable state space, and let $\mathbf{H} = (h_{ij})$ be the transition matrix of a discrete-time Markov chain Z taking values in S . We shall assume that $h_{ii} = 0$ for all $i \in S$; this is not an essential assumption, but recognizes the fact that jumps from any state i to itself will be invisible in continuous time. Let $g_i, i \in S$, be non-negative constants. We define

$$(22) \quad g_{ij} = \begin{cases} g_i h_{ij} & \text{if } i \neq j, \\ -g_i & \text{if } i = j. \end{cases}$$

We now construct a continuous-time chain X as follows. First, let $X(0) = Z_0$. After a holding time U_0 having the exponential distribution with parameter g_{Z_0} , the process jumps to the state Z_1 . After a further holding time U_1 having the exponential distribution with parameter g_{Z_1} , the chain jumps to Z_2 , and so on.

We argue more fully as follows. Conditional on the values Z_n of the chain Z , let U_0, U_1, \dots be independent random variables having the respective exponential distributions with parameters g_{Z_0}, g_{Z_1}, \dots , and set $T_n = U_0 + U_1 + \dots + U_n$. We now define

$$(23) \quad X(t) = \begin{cases} Z_n & \text{if } T_n \leq t < T_{n+1} \text{ for some } n, \\ \infty & \text{otherwise.} \end{cases}$$

The special state denoted ∞ is introduced in case $T_\infty = \lim_{n \rightarrow \infty} T_n$ satisfies $T_\infty \leq t < \infty$. The time T_∞ is called the *explosion time* of the chain X , and the chain is said to *explode* if $\mathbb{P}(T_\infty < \infty) > 0$. It may be seen that X is a continuous-time chain on the augmented state space $S \cup \{\infty\}$, and the generator of X , up to the explosion time T_∞ , is the matrix $\mathbf{G} = (g_{ij})$. Evidently Z is the jump chain of X . No major difficulty arises in verifying these assertions when S is finite.

The definition of X in (23) is only one of many possibilities, the others imposing different behaviours at times of explosion. The process X in (23) is termed the *minimal* process, since it is 'active' for a minimal interval of time. It is important to have verifiable conditions under which a chain does not explode.

(24) Theorem. *The chain X constructed above does not explode if any of the following three conditions holds:*

- (a) S is finite;
- (b) $\sup_i g_i < \infty$;
- (c) $X(0) = i$ where i is a persistent state for the jump chain Z .

Proof. First we prove that (b) suffices, noting in advance that (a) implies (b). Suppose that $g_i < \gamma < \infty$ for all i . The n th holding time U_n of the chain has the exponential distribution with parameter g_{Z_n} . If $g_{Z_n} > 0$, it is an easy exercise to show that $V_n = g_{Z_n} U_n$ has the exponential distribution with parameter 1. If $g_{Z_n} = 0$, then $U_n = \infty$ almost surely. Therefore,

$$\gamma T_\infty = \begin{cases} \infty & \text{if } g_{Z_n} = 0 \text{ for some } n, \\ \sum_{n=1}^{\infty} \gamma U_n \geq \sum_{n=1}^{\infty} V_n & \text{otherwise.} \end{cases}$$

It follows by Lemma (6.8.20) that the last sum is almost surely infinite; therefore, explosion does not occur.

Suppose now that (c) holds. If $g_i = 0$, then $X(t) = i$ for all t , and there is nothing to prove. Suppose that $g_i > 0$. Since $Z_0 = i$ and i is persistent for Z , there exists almost surely an infinity of times $N_0 < N_1 < \dots$ at which Z takes the value i . Now,

$$g_i T_\infty \geq \sum_{i=0}^{\infty} g_i U_{N_i},$$

and we may once again appeal to Lemma (6.8.20). ■

(25) Example. Let Z be a discrete-time chain with transition matrix $\mathbf{H} = (h_{ij})$ satisfying $h_{ii} = 0$ for all $i \in S$, and let N be a Poisson process with intensity λ . We define X by $X(t) = Z_n$ if $T_n \leq t < T_{n+1}$ where T_n is the time of the n th arrival in the Poisson process (and $T_0 = 0$). The process X has transition semigroup $\mathbf{P}_t = (p_{ij}(t))$ given by

$$\begin{aligned} p_{ij}(t) &= \mathbb{P}(X(t) = j \mid X(0) = i) \\ &= \sum_{n=0}^{\infty} \mathbb{P}(X(t) = j, N(t) = n \mid X(0) = i) \\ &= \sum_{n=0}^{\infty} \frac{(\lambda t)^n}{n!} e^{-\lambda t} \mathbb{P}(Z_n = j \mid Z_0 = i) = \sum_{n=0}^{\infty} e^{-\lambda t} \frac{(\lambda t)^n (\mathbf{H}^n)_{ij}}{n!}. \end{aligned}$$

We note that

$$e^{-\lambda t \mathbf{I}} = \sum_{n=0}^{\infty} \frac{(-\lambda t)^n}{n!} \mathbf{I}^n = \mathbf{I} e^{-\lambda t},$$

whence $\mathbf{P}_t = e^{\lambda t(\mathbf{H} - \mathbf{I})}$. ●

The interplay between a continuous-time chain X and its jump chain Z provides a basic tool for the study of the former. We present just one example of this statement; others may be found in the exercises. We call the state i

- (26) *persistent* for X if $\mathbb{P}(\text{the set } \{t : X(t) = i\} \text{ is unbounded} \mid X(0) = i) = 1$,
transient for X if $\mathbb{P}(\text{the set } \{t : X(t) = i\} \text{ is unbounded} \mid X(0) = i) = 0$.

(27) Theorem. Consider the chain X constructed above.

- (a) If $g_i = 0$, the state i is persistent for the continuous-time chain X .
 (b) Assume that $g_i > 0$. State i is persistent for the continuous-time chain X if and only if it is persistent for the jump chain Z . Furthermore, i is persistent if the transition probabilities $p_{ii}(t) = \mathbb{P}(X(t) = i \mid X(0) = i)$ satisfy $\int_0^\infty p_{ii}(t) dt = \infty$, and is transient otherwise.

Proof. It is trivial that i is persistent if $g_i = 0$, since then the chain X remains in the state i once it has first visited it.

Assume $g_i > 0$. If i is transient for the jump chain Z , there exists almost surely a last visit of Z to i ; this implies the almost sure boundedness of the set $\{t : X(t) = i\}$, whence i is transient for X . Suppose i is persistent for Z , and $X(0) = i$. It follows from Theorem

(24c) that the chain X does not explode. By the persistence of i , there exists almost surely an infinity of values n with $Z_n = i$. Since there is no explosion, the times T_n of these visits are unbounded, whence i is persistent for X .

Now, the integrand being positive, we may interchange limits to obtain

$$\begin{aligned} \int_0^\infty p_{ii}(t) dt &= \int_0^\infty \mathbb{E}(I_{\{X(t)=i\}} \mid X(0) = i) dt \\ &= \mathbb{E}\left[\int_0^\infty I_{\{X(t)=i\}} dt \mid X(0) = i\right] \\ &= \mathbb{E}\left[\sum_{n=0}^\infty U_n I_{\{Z_n=i\}} \mid Z_0 = i\right] \end{aligned}$$

where $\{U_n : n \geq 1\}$ are the holding times of X . The right side equals

$$\sum_{n=0}^\infty \mathbb{E}(U_0 \mid X(0) = i) h_{ii}(n) = \frac{1}{g_i} \sum_{n=0}^\infty h_{ii}(n)$$

where $h_{ii}(n)$ is the appropriate n -step transition probability of Z . By Corollary (6.2.4), the last sum diverges if and only if i is persistent for Z . ■

Exercises for Section 6.9

1. Let $\lambda\mu > 0$ and let X be a Markov chain on $\{1, 2\}$ with generator

$$\mathbf{G} = \begin{pmatrix} -\mu & \mu \\ \lambda & -\lambda \end{pmatrix}.$$

- Write down the forward equations and solve them for the transition probabilities $p_{ij}(t)$, $i, j = 1, 2$.
- Calculate \mathbf{G}^n and hence find $\sum_{n=0}^\infty (t^n/n!) \mathbf{G}^n$. Compare your answer with that to part (a).
- Solve the equation $\boldsymbol{\pi} \mathbf{G} = \mathbf{0}$ in order to find the stationary distribution. Verify that $p_{ij}(t) \rightarrow \pi_j$ as $t \rightarrow \infty$.

2. As a continuation of the previous exercise, find:

- $\mathbb{P}(X(t) = 2 \mid X(0) = 1, X(3t) = 1)$,
- $\mathbb{P}(X(t) = 2 \mid X(0) = 1, X(3t) = 1, X(4t) = 1)$.

3. Jobs arrive in a computer queue in the manner of a Poisson process with intensity λ . The central processor handles them one by one in the order of their arrival, and each has an exponentially distributed runtime with parameter μ , the runtimes of different jobs being independent of each other and of the arrival process. Let $X(t)$ be the number of jobs in the system (either running or waiting) at time t , where $X(0) = 0$. Explain why X is a Markov chain, and write down its generator. Show that a stationary distribution exists if and only if $\lambda < \mu$, and find it in this case.

4. **Pasta property.** Let $X = \{X(t) : t \geq 0\}$ be a Markov chain having stationary distribution $\boldsymbol{\pi}$. We may sample X at the times of a Poisson process: let N be a Poisson process with intensity λ , independent of X , and define $Y_n = X(T_n+)$, the value taken by X immediately after the epoch T_n of the n th arrival of N . Show that $Y = \{Y_n : n \geq 0\}$ is a discrete-time Markov chain with the same stationary distribution as X . (This exemplifies the ‘Pasta’ property: Poisson arrivals see time averages.)

[The full assumption of the independence of N and X is not necessary for the conclusion. It suffices that $\{N(s) : s \geq t\}$ be independent of $\{X(s) : s \leq t\}$, a property known as ‘lack of anticipation’. It is not even necessary that X be Markov; the Pasta property holds for many suitable ergodic processes.]

5. Let X be a continuous-time Markov chain with generator \mathbf{G} satisfying $g_i = -g_{ii} > 0$ for all i . Let $H_A = \inf\{t \geq 0 : X(t) \in A\}$ be the hitting time of the set A of states, and let $\eta_j = \mathbb{P}(H_A < \infty \mid X(0) = j)$ be the chance of ever reaching A from j . By using properties of the jump chain, which you may assume to be well behaved, show that $\sum_k g_{jk}\eta_k = 0$ for $j \notin A$.

6. In continuation of the preceding exercise, let $\mu_j = \mathbb{E}(H_A \mid X(0) = j)$. Show that the vector $\boldsymbol{\mu}$ is the minimal non-negative solution of the equations

$$\mu_j = 0 \quad \text{if } j \in A, \quad 1 + \sum_{k \in S} g_{jk}\mu_k = 0 \quad \text{if } j \notin A.$$

7. Let X be a continuous-time Markov chain with transition probabilities $p_{ij}(t)$ and define $F_i = \inf\{t > T_1 : X(t) = i\}$ where T_1 is the time of the first jump of X . Show that, if $g_{ii} \neq 0$, then $\mathbb{P}(F_i < \infty \mid X(0) = i) = 1$ if and only if i is persistent.

8. Let X be the simple symmetric random walk on the integers in continuous time, so that

$$p_{i,i+1}(h) = p_{i,i-1}(h) = \frac{1}{2}\lambda h + o(h).$$

Show that the walk is persistent. Let T be the time spent visiting m during an excursion from 0. Find the distribution of T .

9. Let i be a transient state of a continuous-time Markov chain X with $X(0) = i$. Show that the total time spent in state i has an exponential distribution.

10. Let X be an asymmetric simple random walk in continuous time on the non-negative integers with retention at 0, so that

$$p_{ij}(h) = \begin{cases} \lambda h + o(h) & \text{if } j = i + 1, i \geq 0, \\ \mu h + o(h) & \text{if } j = i - 1, i \geq 1. \end{cases}$$

Suppose that $X(0) = 0$ and $\lambda > \mu$. Show that the total time V_r spent in state r is exponentially distributed with parameter $\lambda - \mu$.

Assume now that $X(0)$ has some general distribution with probability generating function G . Find the expected amount of time spent at 0 in terms of G .

11. Let $X = \{X(t) : t \geq 0\}$ be a non-explosive irreducible Markov chain with generator \mathbf{G} and unique stationary distribution $\boldsymbol{\pi}$. The mean recurrence time μ_k is defined as follows. Suppose $X(0) = k$, and let $U = \inf\{s : X(s) \neq k\}$. Then $\mu_k = \mathbb{E}(\inf\{t > U : X(t) = k\})$. Let $Z = \{Z_n : n \geq 0\}$ be the imbedded ‘jump chain’ given by $Z_0 = X(0)$ and Z_n is the value of X just after its n th jump.

(a) Show that Z has stationary distribution $\hat{\boldsymbol{\pi}}$ satisfying

$$\hat{\pi}_k = \frac{\pi_k g_k}{\sum_i \pi_i g_i},$$

where $g_i = -g_{ii}$, provided $\sum_i \pi_i g_i < \infty$. When is it the case that $\hat{\boldsymbol{\pi}} = \boldsymbol{\pi}$?

(b) Show that $\pi_i = 1/(\mu_i g_i)$ if $\mu_i < \infty$, and that the mean recurrence time $\hat{\mu}_k$ of the state k in the jump chain Z satisfies $\hat{\mu}_k = \mu_k \sum_i \pi_i g_i$ if the last sum is finite.

12. Let Z be an irreducible discrete-time Markov chain on a countably infinite state space S , having transition matrix $\mathbf{H} = (h_{ij})$ satisfying $h_{ii} = 0$ for all states i , and with stationary distribution $\boldsymbol{\nu}$. Construct a continuous-time process X on S for which Z is the imbedded chain, such that X has no stationary distribution.

6.10 Uniform semigroups

This section is not for lay readers and may be omitted; it indicates where some of the difficulties lie in the heuristic discussion of the last section (see Chung (1960) or Freedman (1971) for the proofs of the following results).

Perhaps the most important claim is equation (6.9.5), that $p_{ij}(h)$ is approximately linear in h when h is small.

(1) Theorem. *If $\{P_t\}$ is a standard stochastic semigroup then there exists an $|S| \times |S|$ matrix $\mathbf{G} = (g_{ij})$ such that, as $t \downarrow 0$,*

$$(a) \quad p_{ij}(t) = g_{ij}t + o(t) \text{ for } i \neq j,$$

$$(b) \quad p_{ii}(t) = 1 + g_{ii}t + o(t).$$

Also, $0 \leq g_{ij} < \infty$ if $i \neq j$, and $0 \geq g_{ii} \geq -\infty$. The matrix \mathbf{G} is called the generator of the semigroup $\{P_t\}$.

Equation (1b) is fairly easy to demonstrate (see Problem (6.15.14)); the proof of (1a) is considerably more difficult. The matrix \mathbf{G} has non-negative entries off the diagonal and non-positive entries (which may be $-\infty$) on the diagonal. We normally write

$$(2) \quad \mathbf{G} = \lim_{t \downarrow 0} \frac{1}{t} (\mathbf{P}_t - \mathbf{1}).$$

If S is finite then

$$\mathbf{G}\mathbf{1}' = \lim_{t \downarrow 0} \frac{1}{t} (\mathbf{P}_t - \mathbf{1})\mathbf{1}' = \lim_{t \downarrow 0} \frac{1}{t} (\mathbf{P}_t\mathbf{1}' - \mathbf{1}') = \mathbf{0}'$$

from (6.9.3b), and so the row sums of \mathbf{G} equal 0. If S is infinite, all we can assert is that

$$\sum_j g_{ij} \leq 0.$$

In the light of Claim (6.9.13), states i with $g_{ii} = -\infty$ are called *instantaneous*, since the chain leaves them at the same instant that it arrives in them. Otherwise, state i is called *stable* if $0 > g_{ii} > -\infty$ and *absorbing* if $g_{ii} = 0$.

We cannot proceed much further unless we impose a stronger condition on the semigroup $\{P_t\}$ than that it be standard.

(3) Definition. We call the semigroup $\{P_t\}$ **uniform** if $P_t \rightarrow \mathbf{1}$ uniformly as $t \downarrow 0$, which is to say that

$$(4) \quad p_{ii}(t) \rightarrow 1 \quad \text{as } t \downarrow 0, \quad \text{uniformly in } i \in S.$$

Clearly (4) implies that $p_{ij}(t) \rightarrow 0$ for $i \neq j$, since $p_{ij}(t) \leq 1 - p_{ii}(t)$. A uniform semigroup is standard; the converse is not generally true, but holds if S is finite. The uniformity of the semigroup depends upon the sizes of the diagonal elements of its generator \mathbf{G} .

(5) Theorem. *The semigroup $\{P_t\}$ is uniform if and only if $\sup_i \{-g_{ii}\} < \infty$.*

We consider uniform semigroups only for the rest of this section. Here is the main result, which vindicates equations (6.9.9)–(6.9.11).

(6) Theorem. Kolmogorov's equations. If $\{\mathbf{P}_t\}$ is a uniform semigroup with generator \mathbf{G} , then it is the unique solution to the:

(7) forward equation: $\mathbf{P}'_t = \mathbf{P}_t \mathbf{G}$,

(8) backward equation: $\mathbf{P}'_t = \mathbf{G} \mathbf{P}_t$,

subject to the boundary condition $\mathbf{P}_0 = \mathbf{I}$. Furthermore

$$\text{(9)} \quad \mathbf{P}_t = e^{t\mathbf{G}} \quad \text{and} \quad \mathbf{G}\mathbf{1}' = \mathbf{0}'.$$

The backward equation is more fundamental than the forward equation since it can be derived subject to the condition that $\mathbf{G}\mathbf{1}' = \mathbf{0}'$, which is a weaker condition than that the semigroup be uniform. This remark has some bearing on the discussion of dishonesty in Section 6.8. (Of course, a dishonest birth process is not even a Markov chain in our sense, unless we augment the state space $\{0, 1, 2, \dots\}$ by adding the point $\{\infty\}$.) You can prove (6) yourself. Just use the argument which established equations (6.9.9) and (6.9.10) with an eye to rigour; then show that (9) gives a solution to (7) and (8), and finally prove uniqueness.

Thus uniform semigroups are characterized by their generators; but which matrices are generators of uniform semigroups? Let \mathcal{M} be the collection of $|S| \times |S|$ matrices $\mathbf{A} = (a_{ij})$ for which

$$\|\mathbf{A}\| = \sup_i \sum_{j \in S} |a_{ij}| \quad \text{satisfies} \quad \|\mathbf{A}\| < \infty.$$

(10) Theorem. $\mathbf{A} \in \mathcal{M}$ is the generator of a uniform semigroup $\mathbf{P}_t = e^{t\mathbf{A}}$ if and only if

$$a_{ij} \geq 0 \quad \text{for} \quad i \neq j, \quad \text{and} \quad \sum_j a_{ij} = 0 \quad \text{for all } i.$$

Next we discuss irreducibility. Observation (6.9.16) amounts to the following.

(11) Theorem. If $\{\mathbf{P}_t\}$ is standard (but not necessarily uniform) then:

(a) $p_{ii}(t) > 0$ for all $t \geq 0$.

(b) Lévy dichotomy: If $i \neq j$, either $p_{ij}(t) = 0$ for all $t > 0$,
or $p_{ij}(t) > 0$ for all $t > 0$.

Partial proof. (a) $\{\mathbf{P}_t\}$ is assumed standard, so $p_{ii}(t) \rightarrow 1$ as $t \downarrow 0$. Pick $h > 0$ such that $p_{ii}(s) > 0$ for all $s \leq h$. For any real t pick n large enough so that $t \leq hn$. By the Chapman–Kolmogorov equations,

$$p_{ii}(t) \geq p_{ii}(t/n)^n > 0 \quad \text{because} \quad t/n \leq h.$$

(b) The proof of this is quite difficult, though the method of (a) can easily be adapted to show that if $\alpha = \inf\{t : p_{ij}(t) > 0\}$ then $p_{ij}(t) > 0$ for all $t > \alpha$. The full result asserts that either $\alpha = 0$ or $\alpha = \infty$. ■

(12) Example (6.9.15) revisited. If $\alpha, \beta > 0$ and $S = \{1, 2\}$, then

$$\mathbf{G} = \begin{pmatrix} -\alpha & \alpha \\ \beta & -\beta \end{pmatrix}$$

is the generator of a uniform stochastic semigroup $\{\mathbf{P}_t\}$ given by the following calculation. Diagonalize \mathbf{G} to obtain $\mathbf{G} = \mathbf{B}\mathbf{\Lambda}\mathbf{B}^{-1}$ where

$$\mathbf{B} = \begin{pmatrix} \alpha & 1 \\ -\beta & 1 \end{pmatrix}, \quad \mathbf{\Lambda} = \begin{pmatrix} -(\alpha + \beta) & 0 \\ 0 & 0 \end{pmatrix}.$$

Therefore

$$\begin{aligned} \mathbf{P}_t &= \sum_{n=0}^{\infty} \frac{t^n}{n!} \mathbf{G}^n = \mathbf{B} \left(\sum_{n=0}^{\infty} \frac{t^n}{n!} \mathbf{\Lambda}^n \right) \mathbf{B}^{-1} \\ &= \mathbf{B} \begin{pmatrix} h(t) & 0 \\ 0 & 1 \end{pmatrix} \mathbf{B}^{-1} \quad \text{since } \mathbf{\Lambda}^0 = \mathbf{I} \\ &= \frac{1}{\alpha + \beta} \begin{pmatrix} \alpha h(t) + \beta & \alpha[1 - h(t)] \\ \beta[1 - h(t)] & \alpha + \beta h(t) \end{pmatrix} \end{aligned}$$

where $h(t) = e^{-t(\alpha + \beta)}$. Let $t \rightarrow \infty$ to obtain

$$\mathbf{P}_t \rightarrow \begin{pmatrix} 1 - \rho & \rho \\ 1 - \rho & \rho \end{pmatrix} \quad \text{where } \rho = \frac{\alpha}{\alpha + \beta}$$

and so

$$\mathbb{P}(X(t) = i) \rightarrow \begin{cases} 1 - \rho & \text{if } i = 1, \\ \rho & \text{if } i = 2, \end{cases}$$

irrespective of the initial distribution of $X(0)$. This shows that $\boldsymbol{\pi} = (1 - \rho, \rho)$ is the limiting distribution. Check that $\boldsymbol{\pi}\mathbf{G} = \mathbf{0}$. The method of Example (6.9.15) provides an alternative and easier route to these results. ●

(13) Example. Birth process. Recall the birth process of Definition (6.8.11), and suppose that $\lambda_i > 0$ for all i . The process is uniform if and only if $\sup_i \{-g_{ii}\} = \sup_i \{\lambda_i\} < \infty$, and this is a sufficient condition for the forward and backward equations to have unique solutions. We saw in Section 6.8 that the weaker condition $\sum_i \lambda_i^{-1} = \infty$ is necessary and sufficient for this to hold. ●

6.11 Birth–death processes and imbedding

A birth process is a non-decreasing Markov chain for which the probability of moving from state n to state $n + 1$ in the time interval $(t, t + h)$ is $\lambda_n h + o(h)$. More realistic continuous-time models for population growth incorporate death also. Suppose then that the number $X(t)$ of individuals alive in some population at time t evolves in the following way:

- (a) X is a Markov chain taking values in $\{0, 1, 2, \dots\}$,
- (b) the infinitesimal transition probabilities are given by

$$(1) \quad \mathbb{P}(X(t+h) = n+m \mid X(t) = n) = \begin{cases} \lambda_n h + o(h) & \text{if } m = 1, \\ \mu_n h + o(h) & \text{if } m = -1, \\ o(h) & \text{if } |m| > 1, \end{cases}$$

(c) the ‘birth rates’ $\lambda_0, \lambda_1, \dots$ and the ‘death rates’ μ_0, μ_1, \dots satisfy $\lambda_i \geq 0, \mu_i \geq 0, \mu_0 = 0$.

Then X is called a *birth–death process*. It has generator $\mathbf{G} = (g_{ij} : i, j \geq 0)$ given by

$$\mathbf{G} = \begin{pmatrix} -\lambda_0 & \lambda_0 & 0 & 0 & 0 & \dots \\ \mu_1 & -(\lambda_1 + \mu_1) & \lambda_1 & 0 & 0 & \dots \\ 0 & \mu_2 & -(\lambda_2 + \mu_2) & \lambda_2 & 0 & \dots \\ 0 & 0 & \mu_3 & -(\lambda_3 + \mu_3) & \lambda_3 & \dots \\ \vdots & \vdots & \vdots & \vdots & \vdots & \ddots \end{pmatrix}.$$

The chain is uniform if and only if $\sup_i \{\lambda_i + \mu_i\} < \infty$. In many particular cases we have that $\lambda_0 = 0$, and then 0 is an absorbing state and the chain is not irreducible.

The transition probabilities $p_{ij}(t) = \mathbb{P}(X(t) = j \mid X(0) = i)$ may in principle be calculated from a knowledge of the birth and death rates, although in practice these functions rarely have nice forms. It is an easier matter to determine the asymptotic behaviour of the process as $t \rightarrow \infty$. Suppose that $\lambda_i > 0$ and $\mu_i > 0$ for all relevant i . A stationary distribution $\boldsymbol{\pi}$ would satisfy $\boldsymbol{\pi}\mathbf{G} = \mathbf{0}$ which is to say that

$$\begin{aligned} -\lambda_0\pi_0 + \mu_1\pi_1 &= 0, \\ \lambda_{n-1}\pi_{n-1} - (\lambda_n + \mu_n)\pi_n + \mu_{n+1}\pi_{n+1} &= 0 \quad \text{if } n \geq 1. \end{aligned}$$

A simple induction[†] yields that

$$(2) \quad \pi_n = \frac{\lambda_0\lambda_1 \cdots \lambda_{n-1}}{\mu_1\mu_2 \cdots \mu_n} \pi_0, \quad n \geq 1.$$

Such a vector $\boldsymbol{\pi}$ is a stationary distribution if and only if $\sum_n \pi_n = 1$; this may happen if and only if

$$(3) \quad \sum_{n=0}^{\infty} \frac{\lambda_0\lambda_1 \cdots \lambda_{n-1}}{\mu_1\mu_2 \cdots \mu_n} < \infty,$$

where the term $n = 0$ is interpreted as 1; if this holds, then

$$(4) \quad \pi_0 = \left(\sum_{n=0}^{\infty} \frac{\lambda_0\lambda_1 \cdots \lambda_{n-1}}{\mu_1\mu_2 \cdots \mu_n} \right)^{-1}.$$

We have from Theorem (6.9.21) that the process settles into equilibrium (with stationary distribution given by (2) and (4)) if and only if the summation in (3) is finite, a condition requiring that the birth rates are not too large relative to the death rates.

Here are some examples of birth–death processes.

(5) **Example. Pure birth.** The death rates satisfy $\mu_n = 0$ for all n . ●

[†]Alternatively, note that the matrix is tridiagonal, whence the chain is reversible in equilibrium (see Problem (6.15.16c)). Now seek a solution to the detailed balance equations.

(6) Example. Simple death with immigration. Let us model a population which evolves in the following way. At time zero the size $X(0)$ of the population equals I . Individuals do not reproduce, but new individuals immigrate into the population at the arrival times of a Poisson process with intensity $\lambda > 0$. Each individual may die in the time interval $(t, t + h)$ with probability $\mu h + o(h)$, where $\mu > 0$. The transition probabilities of $X(t)$ satisfy

$$\begin{aligned} p_{ij}(h) &= \mathbb{P}(X(t+h) = j \mid X(t) = i) \\ &= \begin{cases} \mathbb{P}(j - i \text{ arrivals, no deaths}) + o(h) & \text{if } j \geq i, \\ \mathbb{P}(i - j \text{ deaths, no arrivals}) + o(h) & \text{if } j < i, \end{cases} \end{aligned}$$

since the probability of two or more changes occurring during the interval $(t, t + h)$ is $o(h)$. Therefore

$$\begin{aligned} p_{i,i+1}(h) &= \lambda h(1 - \mu h)^i + o(h) = \lambda h + o(h), \\ p_{i,i-1}(h) &= i(\mu h)(1 - \mu h)^{i-1}(1 - \lambda h) + o(h) = (i\mu)h + o(h), \\ p_{ij}(h) &= o(h) \quad \text{if } |j - i| > 1, \end{aligned}$$

and we recognize X as a birth–death process with parameters

$$(7) \quad \lambda_n = \lambda, \quad \mu_n = n\mu.$$

It is an irreducible continuous-time Markov chain and, by Theorem (6.10.5), it is not uniform. We may ask for the distribution of $X(t)$ and for the limiting distribution of the chain as $t \rightarrow \infty$. The former question is answered by solving the forward equations; this is Problem (6.15.18). The latter question is answered by the following. ●

(8) Theorem. *In the limit as $t \rightarrow \infty$, $X(t)$ is asymptotically Poisson distributed with parameter $\rho = \lambda/\mu$. That is,*

$$\mathbb{P}(X(t) = n) \rightarrow \frac{\rho^n}{n!} e^{-\rho}, \quad n = 0, 1, 2, \dots$$

Proof. Either substitute (7) into (2) and (4), or solve the equation $\pi \mathbf{G} = \mathbf{0}$ directly. ■●

(9) Example. Simple birth–death. Assume that each individual who is alive in the population at time t either dies in the interval $(t, t + h)$ with probability $\mu h + o(h)$ or splits into two in the interval with probability $\lambda h + o(h)$. Different individuals behave independently of one another. The transition probabilities satisfy equations such as

$$\begin{aligned} p_{i,i+1}(h) &= \mathbb{P}(\text{one birth, no deaths}) + o(h) \\ &= i(\lambda h)(1 - \lambda h)^{i-1}(1 - \mu h)^i + o(h) \\ &= (i\lambda)h + o(h) \end{aligned}$$

and it is easy to check that the number $X(t)$ of living individuals at time t satisfies (1) with

$$\lambda_n = n\lambda, \quad \mu_n = n\mu.$$

We shall explore this model in detail. The chain $X = \{X(t)\}$ is standard but not uniform. We shall assume that $X(0) = I > 0$; the state 0 is absorbing. We find the distribution of $X(t)$ through its generating function.

(10) Theorem. *The generating function of $X(t)$ is*

$$G(s, t) = \mathbb{E}(s^{X(t)}) = \begin{cases} \left(\frac{\lambda t(1-s) + s}{\lambda t(1-s) + 1} \right)^I & \text{if } \mu = \lambda, \\ \left(\frac{\mu(1-s) - (\mu - \lambda s)e^{-t(\lambda - \mu)}}{\lambda(1-s) - (\mu - \lambda s)e^{-t(\lambda - \mu)}} \right)^I & \text{if } \mu \neq \lambda. \end{cases}$$

Proof. This is like Proof B of Theorem (6.8.2). Write $p_j(t) = \mathbb{P}(X(t) = j)$ and condition $X(t+h)$ on $X(t)$ to obtain the forward equations

$$\begin{aligned} p'_j(t) &= \lambda(j-1)p_{j-1}(t) - (\lambda + \mu)jp_j(t) + \mu(j+1)p_{j+1}(t) \quad \text{if } j \geq 1, \\ p'_0(t) &= \mu p_1(t). \end{aligned}$$

Multiply the j th equation by s^j and sum to obtain

$$\begin{aligned} \sum_{j=0}^{\infty} s^j p'_j(t) &= \lambda s^2 \sum_{j=1}^{\infty} (j-1)s^{j-2} p_{j-1}(t) - (\lambda + \mu)s \sum_{j=0}^{\infty} j s^{j-1} p_j(t) \\ &\quad + \mu \sum_{j=0}^{\infty} (j+1)s^j p_{j+1}(t). \end{aligned}$$

Put $G(s, t) = \sum_{j=0}^{\infty} s^j p_j(t) = \mathbb{E}(s^{X(t)})$ to obtain

$$\begin{aligned} (11) \quad \frac{\partial G}{\partial t} &= \lambda s^2 \frac{\partial G}{\partial s} - (\lambda + \mu)s \frac{\partial G}{\partial s} + \mu \frac{\partial G}{\partial s} \\ &= (\lambda s - \mu)(s - 1) \frac{\partial G}{\partial s} \end{aligned}$$

with boundary condition $G(s, 0) = s^I$. The solution to this partial differential equation is given by (10); to see this either solve (11) by standard methods, or substitute the conclusion of (10) into (11). ■

Note that X is honest for all λ and μ since $G(1, t) = 1$ for all t . To find the mean and variance of $X(t)$, differentiate G :

$$\mathbb{E}(X(t)) = I e^{(\lambda - \mu)t}, \quad \text{var}(X(t)) = \begin{cases} 2I\lambda t & \text{if } \lambda = \mu, \\ I \frac{\lambda + \mu}{\lambda - \mu} e^{(\lambda - \mu)t} [e^{(\lambda - \mu)t} - 1] & \text{if } \lambda \neq \mu. \end{cases}$$

Write $\rho = \lambda/\mu$ and notice that

$$\mathbb{E}(X(t)) \rightarrow \begin{cases} 0 & \text{if } \rho < 1, \\ \infty & \text{if } \rho > 1. \end{cases}$$

(12) Corollary. *The extinction probabilities $\eta(t) = \mathbb{P}(X(t) = 0)$ satisfy, as $t \rightarrow \infty$,*

$$\eta(t) \rightarrow \begin{cases} 1 & \text{if } \rho \leq 1, \\ \rho^{-I} & \text{if } \rho > 1. \end{cases}$$

Proof. We have that $\eta(t) = G(0, t)$. Substitute $s = 0$ in $G(s, t)$ to find $\eta(t)$ explicitly. ■

The observant reader will have noticed that these results are almost identical to those obtained for the branching process, except in that they pertain to a process in continuous time. There are (at least) two discrete Markov chains imbedded in X .

(A) Imbedded random walk. We saw in Claims (6.9.13) and (6.9.14) that if $X(s) = n$, say, then the length of time $T = \inf\{t > 0 : X(s+t) \neq n\}$ until the next birth or death is exponentially distributed with parameter $-g_{nn} = n(\lambda + \mu)$. When this time is complete, X moves from state n to state $n + M$ where

$$\mathbb{P}(M = 1) = -\frac{g_{n,n+1}}{g_{nn}} = \frac{\lambda}{\lambda + \mu}, \quad \mathbb{P}(M = -1) = \frac{\mu}{\lambda + \mu}.$$

Think of this transition as the movement of a particle from the integer n to the new integer $n + M$, where $M = \pm 1$. Such a particle performs a simple random walk with parameter $p = \lambda/(\lambda + \mu)$ and initial position I . We know already (see Example (3.9.6)) that the probability of ultimate absorption at 0 is given by (12). Other properties of random walks (see Sections 3.9 and 5.3) are applicable also.

(B) Imbedded branching process. We can think of the birth–death process in the following way. After birth an individual lives for a certain length of time which is exponentially distributed with parameter $\lambda + \mu$. When this period is over it dies, leaving behind it either no individuals, with probability $\mu/(\lambda + \mu)$, or two individuals, with probability $\lambda/(\lambda + \mu)$. This is just an age-dependent branching process with age density function

$$(13) \quad f_T(u) = (\lambda + \mu)e^{-(\lambda + \mu)u}, \quad u \geq 0,$$

and family-size generating function

$$(14) \quad G(s) = \frac{\mu + \lambda s^2}{\mu + \lambda},$$

in the notation of Section 5.5 (do not confuse G in (14) with $G(s, t) = \mathbb{E}(s^{X(t)})$). Thus if $I = 1$, the generating function $G(s, t) = \mathbb{E}(s^{X(t)})$ satisfies the differential equation

$$(15) \quad \frac{\partial G}{\partial t} = \lambda G^2 - (\lambda + \mu)G + \mu.$$

After (11), this is the *second* differential equation for $G(s, t)$. Needless to say, (15) is really just the backward equation of the process; the reader should check this and verify that it has the same solution as the forward equation (11). Suppose we lump together the members of each generation of this age-dependent branching process. Then we obtain an ordinary branching process with family-size generating function $G(s)$ given by (14). From the general theory,

the extinction probability of the process is the smallest non-negative root of the equation $s = G(s)$, and we can verify easily that this is given by (12) with $I = 1$. ●

(16) Example. A more general branching process. Finally, we consider a more general type of age-dependent branching process than that above, and we investigate its honesty. Suppose that each individual in a population lives for an exponentially distributed time with parameter λ say. After death it leaves behind it a (possibly empty) family of offspring: the size N of this family has mass function $f(k) = \mathbb{P}(N = k)$ and generating function G_N . Let $X(t)$ be the size of the population at time t ; we assume that $X(0) = 1$. From Section 5.5 the backward equation for $G(s, t) = \mathbb{E}(s^{X(t)})$ is

$$\frac{\partial G}{\partial t} = \lambda(G_N(G) - G)$$

with boundary condition $G(s, 0) = s$; the solution is given by

$$(17) \quad \int_s^{G(s,t)} \frac{du}{G_N(u) - u} = \lambda t$$

provided that $G_N(u) - u$ has no zeros within the domain of the integral. There are many interesting questions about this process; for example, is it honest in the sense that

$$\sum_{j=0}^{\infty} \mathbb{P}(X(t) = j) = 1?$$

(18) Theorem. *The process X is honest if and only if*

$$(19) \quad \int_{1-\epsilon}^1 \frac{du}{G_N(u) - u} \text{ diverges for all } \epsilon > 0.$$

Proof. See Harris (1963, p. 107). ■

If condition (19) fails then the population size may explode to $+\infty$ in finite time.

(20) Corollary. *X is honest if $\mathbb{E}(N) < \infty$.*

Proof. Expand $G_N(u) - u$ about $u = 1$ to find that

$$G_N(u) - u = [\mathbb{E}(N) - 1](u - 1) + o(u - 1) \quad \text{as } u \uparrow 1. \quad \blacksquare \bullet$$

Exercises for Section 6.11

- Describe the jump chain for a birth–death process with rates λ_n and μ_n .
- Consider an immigration–death process X , being a birth–death process with birth rates $\lambda_n = \lambda$ and death rates $\mu_n = n\mu$. Find the transition matrix of the jump chain Z , and show that it has a stationary distribution

$$\pi_n = \frac{1}{2(n!)} \left(1 + \frac{n}{\rho}\right) \rho^n e^{-\rho}$$

where $\rho = \lambda/\mu$. Explain why this differs from the stationary distribution of X .

- Consider the birth–death process X with $\lambda_n = n\lambda$ and $\mu_n = n\mu$ for all $n \geq 0$. Suppose $X(0) = 1$ and let $\eta(t) = \mathbb{P}(X(t) = 0)$. Show that η satisfies the differential equation

$$\eta'(t) + (\lambda + \mu)\eta(t) = \mu + \lambda\eta(t)^2.$$

Hence find $\eta(t)$, and calculate $\mathbb{P}(X(t) = 0 \mid X(u) = 0)$ for $0 < t < u$.

- For the birth–death process of the previous exercise with $\lambda < \mu$, show that the distribution of $X(t)$, conditional on the event $\{X(t) > 0\}$, converges as $t \rightarrow \infty$ to a geometric distribution.
- Let X be a birth–death process with $\lambda_n = n\lambda$ and $\mu_n = n\mu$, and suppose $X(0) = 1$. Show that the time T at which $X(t)$ first takes the value 0 satisfies

$$\mathbb{E}(T \mid T < \infty) = \begin{cases} \frac{1}{\lambda} \log \left(\frac{\mu}{\mu - \lambda} \right) & \text{if } \lambda < \mu, \\ \frac{1}{\mu} \log \left(\frac{\lambda}{\lambda - \mu} \right) & \text{if } \lambda > \mu. \end{cases}$$

What happens when $\lambda = \mu$?

- Let X be the birth–death process of Exercise (5) with $\lambda \neq \mu$, and let $V_r(t)$ be the total amount of time the process has spent in state $r \geq 0$, up to time t . Find the distribution of $V_1(\infty)$ and the generating function $\sum_r s^r \mathbb{E}(V_r(t))$. Hence show in two ways that $\mathbb{E}(V_1(\infty)) = [\max\{\lambda, \mu\}]^{-1}$. Show further that $\mathbb{E}(V_r(\infty)) = \lambda^{r-1} \mu^{-1} [\max\{\lambda, \mu\}]^{-r}$.
 - Repeat the calculations of Exercise (6) in the case $\lambda = \mu$.
-

6.12 Special processes

There are many more general formulations of the processes which we modelled in Sections 6.8 and 6.11. Here is a very small selection of some of them, with some details of the areas in which they have been found useful.

(1) Non-homogeneous chains. We may relax the assumption that the transition probabilities $p_{ij}(s, t) = \mathbb{P}(X(t) = j \mid X(s) = i)$ satisfy the homogeneity condition $p_{ij}(s, t) = p_{ij}(0, t - s)$. This leads to some very difficult problems. We may make some progress in the special case when X is the simple birth–death process of the previous section, for which $\lambda_n = n\lambda$ and $\mu_n = n\mu$. The parameters λ and μ are now assumed to be non-constant functions of t . (After all, most populations have birth and death rates which vary from season to season.) It is easy to check that the forward equation (6.11.11) remains unchanged:

$$\frac{\partial G}{\partial t} = [\lambda(t)s - \mu(t)](s - 1) \frac{\partial G}{\partial s}.$$

The solution is

$$G(s, t) = \left[1 + \left(\frac{e^{r(t)}}{s-1} - \int_0^t \lambda(u) e^{r(u)} du \right)^{-1} \right]^t$$

where $I = X(0)$ and

$$r(t) = \int_0^t [\mu(u) - \lambda(u)] du.$$

The extinction probability $\mathbb{P}(X(t) = 0)$ is the coefficient of s^0 in $G(s, t)$, and it is left as an *exercise* for the reader to prove the next result.

(2) **Theorem.** $\mathbb{P}(X(t) = 0) \rightarrow 1$ if and only if

$$\int_0^T \mu(u) e^{r(u)} du \rightarrow \infty \quad \text{as } T \rightarrow \infty. \quad \bullet$$

(3) **A bivariate branching process.** We advertised the branching process as a feasible model for the growth of cell populations; we should also note one of its inadequacies in this role. Even the age-dependent process cannot meet the main objection, which is that the time of division of a cell may depend rather more on the *size* of the cell than on its *age*. So here is a model for the growth and degradation of long-chain polymers[†].

A population comprises *particles*. Let $N(t)$ be the number of particles present at time t , and suppose that $N(0) = 1$. We suppose that the $N(t)$ particles are partitioned into $W(t)$ groups of size N_1, N_2, \dots, N_W such that the particles in each group are aggregated into a *unit cell*. Think of the cells as a collection of $W(t)$ polymers, containing N_1, N_2, \dots, N_W particles respectively. As time progresses each cell grows and divides. We suppose that each cell can accumulate one particle from outside the system with probability $\lambda h + o(h)$ in the time interval $(t, t+h)$. As cells become larger they are more likely to divide. We assume that the probability that a cell of size N divides into two cells of sizes M and $N-M$, for some $0 < M < N$, during the interval $(t, t+h)$, is $\mu(N-1)h + o(h)$. The assumption that the probability of division is a *linear* function of the cell size N is reasonable for polymer degradation since the particles are strung together in a line and any of the $N-1$ ‘links’ between pairs of particles may sever. At time t there are $N(t)$ particles and $W(t)$ cells, and the process is said to be in state $X(t) = (N(t), W(t))$. During the interval $(t, t+h)$ various transitions for $X(t)$ are possible. Either some cell grows or some cell divides, or more than one such event occurs. The probability that some cell grows is $\lambda W h + o(h)$ since there are W chances of this happening; the probability of a division is

$$\mu(N_1 + \dots + N_W - W)h + o(h) = \mu(N - W)h + o(h)$$

since there are $N - W$ links in all; the probability of more than one such occurrence is $o(h)$. Putting this information together results in a Markov chain $X(t) = (N(t), W(t))$ with state space $\{1, 2, \dots\}^2$ and transition probabilities

$$\begin{aligned} \mathbb{P}(X(t+h) = (n, w) + \epsilon \mid X(t) = (n, w)) \\ = \begin{cases} \lambda w h + o(h) & \text{if } \epsilon = (1, 0), \\ \mu(n-w)h + o(h) & \text{if } \epsilon = (0, 1), \\ 1 - [w(\lambda - \mu) + \mu n]h + o(h) & \text{if } \epsilon = (0, 0), \\ o(h) & \text{otherwise.} \end{cases} \end{aligned}$$

[†]In physical chemistry, a *polymer* is a chain of molecules, neighbouring pairs of which are joined by bonds.

Write down the forward equations as usual to obtain that the joint generating function

$$G(x, y; t) = \mathbb{E}(x^{N(t)}y^{W(t)})$$

satisfies the partial differential equation

$$\frac{\partial G}{\partial t} = \mu x(y-1) \frac{\partial G}{\partial x} + y[\lambda(x-1) - \mu(y-1)] \frac{\partial G}{\partial y}$$

with $G(x, y; 0) = xy$. The joint moments of N and W are easily derived from this equation. More sophisticated techniques show that $N(t) \rightarrow \infty$, $W(t) \rightarrow \infty$, and $N(t)/W(t)$ approaches some constant as $t \rightarrow \infty$.

Unfortunately, most cells in nature are irritatingly non-Markovian! ●

(4) A non-linear epidemic. Consider a population of constant size $N + 1$, and watch the spread of a disease about its members. Let $X(t)$ be the number of healthy individuals at time t and suppose that $X(0) = N$. We assume that if $X(t) = n$ then the probability of a new infection during $(t, t + h)$ is proportional to the number of possible encounters between ill folk and healthy folk. That is,

$$\mathbb{P}(X(t+h) = n-1 \mid X(t) = n) = \lambda n(N+1-n)h + o(h).$$

Nobody ever gets better. In the usual way, the reader can show that

$$G(s, t) = \mathbb{E}(s^{X(t)}) = \sum_{n=0}^N s^n \mathbb{P}(X(t) = n)$$

satisfies

$$\frac{\partial G}{\partial t} = \lambda(1-s) \left(N \frac{\partial G}{\partial s} - s \frac{\partial^2 G}{\partial s^2} \right)$$

with $G(s, 0) = s^N$. There is no simple way of solving this equation, though a lot of information is available about approximate solutions. ●

(5) Birth–death with immigration. We saw in Example (6.11.6) that populations are not always closed and that there is sometimes a chance that a new process will be started by an arrival from outside. This may be due to mutation (if we are counting genes), or leakage (if we are counting neutrons), or irresponsibility (if we are counting cases of rabies).

Suppose that there is one individual in the population at time zero; this individual is the founding member of some birth–death process N with fixed but unspecified parameters. Suppose further that other individuals immigrate into the population in the manner of a Poisson process I with intensity ν . Each immigrant starts a new birth–death process which is an independent identically distributed copy of the original process N but displaced in time according to its time of arrival. Let $T_0 (= 0)$, T_1, T_2, \dots be the times at which immigrants arrive, and let X_1, X_2, \dots be the interarrival times $X_n = T_n - T_{n-1}$. The total population at time t is the aggregate of the processes generated by the $I(t) + 1$ immigrants up to time t . Call this total $Y(t)$ to obtain

$$(6) \quad Y(t) = \sum_{i=0}^{I(t)} N_i(t - T_i)$$

where N_1, N_2, \dots are independent copies of $N = N_0$. The problem is to find how the distribution of Y depends on the typical process N and the immigration rate ν ; this is an example of the problem of compounding discussed in Theorem (5.1.25).

First we prove an interesting result about order statistics. Remember that I is a Poisson process and $T_n = \inf\{t : I(t) = n\}$ is the time of the n th immigration.

(7) Theorem. *The conditional joint distribution of T_1, T_2, \dots, T_n , conditional on the event $\{I(t) = n\}$, is the same as the joint distribution of the order statistics of a family of n independent variables which are uniformly distributed on $[0, t]$.*

This is something of a mouthful, and asserts that if we know that n immigrants have arrived by time t then their actual arrival times are indistinguishable from a collection of n points chosen uniformly at random in the interval $[0, t]$.

Proof. We want the conditional density function of $\mathbf{T} = (T_1, T_2, \dots, T_n)$ given that $I(t) = n$. First note that X_1, X_2, \dots, X_n are independent exponential variables with parameter ν so that

$$f_{\mathbf{X}}(\mathbf{x}) = \nu^n \exp\left(-\nu \sum_{i=1}^n x_i\right).$$

Make the transformation $\mathbf{X} \mapsto \mathbf{T}$ and use the change of variable formula (4.7.4) to find that

$$f_{\mathbf{T}}(\mathbf{t}) = \nu^n e^{-\nu t_n} \quad \text{if } t_1 < t_2 < \dots < t_n.$$

Let $C \subset \mathbb{R}^n$. Then

$$(8) \quad \mathbb{P}(\mathbf{T} \in C \mid I(t) = n) = \frac{\mathbb{P}(I(t) = n \text{ and } \mathbf{T} \in C)}{\mathbb{P}(I = n)},$$

but

$$(9) \quad \begin{aligned} \mathbb{P}(I(t) = n \text{ and } \mathbf{T} \in C) &= \int_C \mathbb{P}(I(t) = n \mid \mathbf{T} = \mathbf{t}) f_{\mathbf{T}}(\mathbf{t}) \, d\mathbf{t} \\ &= \int_C \mathbb{P}(I(t) = n \mid T_n = t_n) f_{\mathbf{T}}(\mathbf{t}) \, d\mathbf{t} \end{aligned}$$

and

$$(10) \quad \mathbb{P}(I(t) = n \mid T_n = t_n) = \mathbb{P}(X_{n+1} > t - t_n) = e^{-\nu(t-t_n)}$$

so long as $t_n \leq t$. Substitute (10) into (9) and (9) into (8) to obtain

$$\mathbb{P}(\mathbf{T} \in C \mid I(t) = n) = \int_C L(\mathbf{t}) n! t^{-n} \, d\mathbf{t}$$

where

$$L(\mathbf{t}) = \begin{cases} 1 & \text{if } t_1 < t_2 < \dots < t_n, \\ 0 & \text{otherwise.} \end{cases}$$

We recognize $g(\mathbf{t}) = L(\mathbf{t})n!t^{-n}$ from the result of Problem (4.14.23) as the joint density function of the order statistics of n independent uniform variables on $[0, t]$. ■

We are now ready to describe $Y(t)$ in terms of the constituent processes N_i .

(11) Theorem. *If $N(t)$ has generating function $G_N(s, t) = \mathbb{E}(s^{N(t)})$ then the generating function $G(s, t) = \mathbb{E}(s^{Y(t)})$ satisfies*

$$G(s, t) = G_N(s, t) \exp\left(\nu \int_0^t [G_N(s, u) - 1] du\right).$$

Proof. Let U_1, U_2, \dots be a sequence of independent uniform variables on $[0, t]$. By (6),

$$\mathbb{E}(s^{Y(t)}) = \mathbb{E}(s^{N_0(t) + N_1(t - T_1) + \dots + N_I(t - T_I)})$$

where $I = I(t)$. By independence, conditional expectation, and (7),

$$\begin{aligned} \text{(12)} \quad \mathbb{E}(s^{Y(t)}) &= \mathbb{E}(s^{N_0(t)}) \mathbb{E}\{\mathbb{E}(s^{N_1(t - T_1) + \dots + N_I(t - T_I)} \mid I)\} \\ &= G_N(s, t) \mathbb{E}\{\mathbb{E}(s^{N_1(t - U_1) + \dots + N_I(t - U_I)} \mid I)\} \\ &= G_N(s, t) \mathbb{E}\{\mathbb{E}(s^{N_1(t - U_1)})^I\}. \end{aligned}$$

However,

$$\begin{aligned} \text{(13)} \quad \mathbb{E}(s^{N_1(t - U_1)}) &= \mathbb{E}\{\mathbb{E}(s^{N_1(t - U_1)} \mid U_1)\} \\ &= \int_0^t \frac{1}{t} G_N(s, t - u) du = H(s, t), \quad \text{and} \end{aligned}$$

$$\text{(14)} \quad \mathbb{E}(H^I) = \sum_{k=0}^{\infty} H^k \frac{(\nu t)^k}{k!} e^{-\nu t} = e^{\nu t(H-1)}.$$

Substitute (13) and (14) into (12) to obtain the result. ■ ●

(15) Branching random walk. Another characteristic of many interesting populations is their distribution about the space that they inhabit. We introduce this spatial aspect gently, by assuming that each individual lives at some point on the real line. (This may seem a fair description of a sewer, river, or hedge.) Let us suppose that the evolution proceeds as follows. After its birth, a typical individual inhabits a randomly determined spot X in \mathbb{R} for a random time T . After this time has elapsed it dies, leaving behind a family containing N offspring which it distributes at points $X + Y_1, X + Y_2, \dots, X + Y_N$ where Y_1, Y_2, \dots are independent and identically distributed. These individuals then behave as their ancestor did, producing the next generation offspring after random times at points $X + Y_i + Y_{ij}$, where Y_{ij} is the displacement of the j th offspring of the i th individual, and the Y_{ij} are independent and identically distributed. We shall be interested in the way that living individuals are distributed about \mathbb{R} at some time t .

Suppose that the process begins with a single newborn individual at the point 0. We require some notation. Write $G_N(s)$ for the generating function of a typical family size N and let F be the distribution function of a typical Y . Let $Z(x, t)$ be the number of living individuals at points in the interval $(-\infty, x]$ at time t . We shall study the generating function

$$G(s; x, t) = \mathbb{E}(s^{Z(x,t)}).$$

Let T be the lifetime of the initial individual, N its family size, and Y_1, Y_2, \dots, Y_N the positions of its offspring. We shall condition Z on all these variables to obtain a type of backward equation. We must be careful about the order in which we do this conditioning, because the length of the sequence Y_1, Y_2, \dots depends on N . Hold your breath, and note from Problem (4.14.29) that

$$G(s; x, t) = \mathbb{E}\left\{\mathbb{E}\left[\mathbb{E}(s^Z \mid T, N, \mathbf{Y}) \mid T, N\right] \mid T\right\}.$$

Clearly

$$Z(x, t) = \begin{cases} Z(x, 0) & \text{if } T > t, \\ \sum_{i=1}^N Z_i(x - Y_i, t - T) & \text{if } T \leq t, \end{cases}$$

where the processes Z_1, Z_2, \dots are independent copies of Z . Hence

$$\mathbb{E}(s^Z \mid T, N, \mathbf{Y}) = \begin{cases} G(s; x, 0) & \text{if } T > t, \\ \prod_{i=1}^N G(s; x - Y_i, t - T) & \text{if } T \leq t. \end{cases}$$

Thus, if $T \leq t$ then

$$\begin{aligned} \mathbb{E}\left[\mathbb{E}(s^Z \mid T, N, \mathbf{Y}) \mid T, N\right] &= \mathbb{E}\left[\left(\int_{-\infty}^{\infty} G(s; x - y, t - T) dF(y)\right)^N \mid T\right] \\ &= G_N\left(\int_{-\infty}^{\infty} G(s; x - y, t - T) dF(y)\right). \end{aligned}$$

Now breathe again. We consider here only the Markovian case when T is exponentially distributed with some parameter μ . Then

$$G(s; x, t) = \int_0^t \mu e^{-\mu u} G_N\left(\int_{-\infty}^{\infty} G(s; x - y, t - u) dF(y)\right) du + e^{-\mu t} G(s; x, 0).$$

Substitute $v = t - u$ inside the integral and differentiate with respect to t to obtain

$$\frac{\partial G}{\partial t} + \mu G = \mu G_N\left(\int_{-\infty}^{\infty} G(s; x - y, t) dF(y)\right).$$

It is not immediately clear that this is useful. However, differentiate with respect to s at $s = 1$ to find that $m(x, t) = \mathbb{E}(Z(x, t))$ satisfies

$$\frac{\partial m}{\partial t} + \mu m = \mu \mathbb{E}(N) \int_{-\infty}^{\infty} m(x - y, t) dF(y)$$

which equation is approachable by Laplace transform techniques. Such results can easily be generalized to higher dimensions. ●

(16) Spatial growth. Here is a simple model for skin cancer. Suppose that each point (x, y) of the two-dimensional square lattice $\mathbb{Z}^2 = \{(x, y) : x, y = 0, \pm 1, \pm 2, \dots\}$ is a skin cell. There are two types of cell, called b -cells (*benign* cells) and m -cells (*malignant* cells). Each cell lives for an exponentially distributed period of time, parameter β for b -cells and parameter

μ for m -cells, after which it splits into two similar cells, one of which remains at the point of division and the other displaces one of the four nearest neighbours, each chosen at random with probability $\frac{1}{4}$. The displaced cell moves out of the system. Thus there are two competing types of cell. We assume that m -cells divide at least as fast as b -cells; the ratio $\kappa = \mu/\beta \geq 1$ is the ‘carcinogenic advantage’.

Suppose that there is only one m -cell initially and that all other cells are benign. What happens to the resulting tumour of malignant cells?

(17) Theorem. *If $\kappa = 1$, the m -cells die out with probability 1, but the mean time until extinction is infinite. If $\kappa > 1$, there is probability κ^{-1} that the m -cells die out, and probability $1 - \kappa^{-1}$ that their number grows beyond all bounds.*

Thus there is strictly positive probability of the malignant cells becoming significant if and only if the carcinogenic advantage exceeds one.

Proof. Let $X(t)$ be the number of m -cells at time t , and let $T_0 (= 0), T_1, T_2, \dots$ be the sequence of times at which X changes its value. Consider the imbedded discrete-time process $X = \{X_n\}$, where $X_n = X(T_n+)$ is the number of m -cells just after the n th transition; X is a Markov chain taking values in $\{0, 1, 2, \dots\}$. Remember the imbedded random walk of the birth–death process, Example (6.11.9); in the case under consideration a little thought shows that X has transition probabilities

$$p_{i,i+1} = \frac{\mu}{\mu + \beta} = \frac{\kappa}{\kappa + 1}, \quad p_{i,i-1} = \frac{1}{\kappa + 1} \quad \text{if } i \neq 0, \quad p_{0,0} = 1.$$

Therefore X_n is simply a random walk with parameter $p = \kappa/(\kappa + 1)$ and with an absorbing barrier at 0. The probability of ultimate extinction from the starting point $X(0) = 1$ is κ^{-1} . The walk is symmetric and null persistent if $\kappa = 1$ and all non-zero states are transient if $\kappa > 1$. ■

If $\kappa = 1$, the same argument shows that the m -cells certainly die out whenever there is a finite number of them to start with. However, suppose that they are distributed initially at the points of some (possibly infinite) set. It is possible to decide what happens after a long length of time; roughly speaking this depends on the relative densities of benign and malignant cells over large distances. One striking result is the following.

(18) Theorem. *If $\kappa = 1$, the probability that a specified finite collection of points contains only one type of cell approaches one as $t \rightarrow \infty$.*

Sketch proof. If two cells have a common ancestor then they are of the same type. Since offspring displace any neighbour with equal probability, the line of ancestors of any cell performs a symmetric random walk in two dimensions stretching backwards in time. Therefore, given any two cells at time t , the probability that they have a common ancestor is the probability that two symmetric and independent random walks S_1 and S_2 which originate at these points have met by time t . The difference $S_1 - S_2$ is also a type of symmetric random walk, and, as in Theorem (5.10.17), $S_1 - S_2$ almost certainly visits the origin sooner or later, implying that $\mathbb{P}(S_1(t) = S_2(t) \text{ for some } t) = 1$. ■●

(19) Example. Simple queue. Here is a simple model for a queueing system. Customers enter a shop in the manner of a Poisson process, parameter λ . They are served in the order of

their arrival by a single assistant; each service period is a random variable which we assume to be exponential with parameter μ and which is independent of all other considerations. Let $X(t)$ be the length of the waiting line at time t (including any person being served). It is easy to see that X is a birth–death process with parameters $\lambda_n = \lambda$ for $n \geq 0$, $\mu_n = \mu$ for $n \geq 1$. The server would be very unhappy indeed if the queue length $X(t)$ were to tend to infinity as $t \rightarrow \infty$, since then he or she would have very few tea breaks. It is not difficult to see that the distribution of $X(t)$ settles down to a limit distribution, as $t \rightarrow \infty$, if and only if $\lambda < \mu$, which is to say that arrivals occur more slowly than departures on average (see condition (6.11.3)). We shall consider this process in detail in Chapter 11, together with other more complicated queueing models. ●

Exercises for Section 6.12

1. Customers entering a shop are served in the order of their arrival by the single server. They arrive in the manner of a Poisson process with intensity λ , and their service times are independent exponentially distributed random variables with parameter μ . By considering the jump chain, show that the expected duration of a busy period B of the server is $(\mu - \lambda)^{-1}$ when $\lambda < \mu$. (The busy period runs from the moment a customer arrives to find the server free until the earliest subsequent time when the server is again free.)
2. **Disasters.** Immigrants arrive at the instants of a Poisson process of rate ν , and each independently founds a simple birth process of rate λ . At the instants of an independent Poisson process of rate δ , the population is annihilated. Find the probability generating function of the population $X(t)$, given that $X(0) = 0$.
3. **More disasters.** In the framework of Exercise (2), suppose that each immigrant gives rise to a simple birth–death process of rates λ and μ . Show that the mean population size stays bounded if and only if $\delta > \lambda - \mu$.
4. **The queue M/G/∞.** (See Section 11.1.) An ftp server receives clients at the times of a Poisson process with parameter λ , beginning at time 0. The i th client remains connected for a length S_i of time, where the S_i are independent identically distributed random variables, independent of the process of arrivals. Assuming that the server has an infinite capacity, show that the number of clients being serviced at time t has the Poisson distribution with parameter $\lambda \int_0^t [1 - G(x)] dx$, where G is the common distribution function of the S_i .

6.13 Spatial Poisson processes

The Poisson process of Section 6.8 is a cornerstone of the theory of continuous-time Markov chains. It is also a beautiful process in its own right, with rich theory and many applications. While the process of Section 6.8 was restricted to the time axis $\mathbb{R}_+ = [0, \infty)$, there is a useful generalization to the Euclidean space \mathbb{R}^d where $d \geq 1$.

We begin with a technicality. Recall that the essence of the Poisson process of Section 6.8 was the set of arrival times, a random countable subset of \mathbb{R}_+ . Similarly, a realization of a Poisson process on \mathbb{R}^d will be a countable subset Π of \mathbb{R}^d . We shall study the distribution of Π through the number $|\Pi \cap A|$ of its points lying in a typical subset A of \mathbb{R}^d . Some regularity will be assumed about such sets A , namely that there is a well defined notion of the ‘volume’ of A . Specifically, we shall assume that $A \in \mathcal{B}^d$, where \mathcal{B}^d denotes the Borel σ -field of \mathbb{R}^d , being the smallest σ -field containing all *boxes* of the form $\prod_{i=1}^d (a_i, b_i]$. Members of \mathcal{B}^d are called *Borel sets*, and we write $|A|$ for the volume (or Lebesgue measure) of the Borel set A .

(1) Definition. The random countable subset Π of \mathbb{R}^d is called a **Poisson process with (constant) intensity λ** if, for all $A \in \mathcal{B}^d$, the random variables $N(A) = |\Pi \cap A|$ satisfy:

- (a) $N(A)$ has the Poisson distribution with parameter $\lambda|A|$, and
- (b) if A_1, A_2, \dots, A_n are disjoint sets in \mathcal{B}^d , then $N(A_1), N(A_2), \dots, N(A_n)$ are independent random variables.

We often refer to the counting process N as being itself a Poisson process if it satisfies (a) and (b) above. In the case when $\lambda > 0$ and $|A| = \infty$, the number $|\Pi \cap A|$ has the Poisson distribution with parameter ∞ , a statement to be interpreted as $\mathbb{P}(|\Pi \cap A| = \infty) = 1$.

It is not difficult to see the equivalence of (1) and Definition (6.8.1) when $d = 1$. That is, if $d = 1$ and N satisfies (1), then

$$(2) \quad M(t) = N([0, t]), \quad t \geq 0,$$

satisfies (6.8.1). Conversely, if M satisfies (6.8.1), one may find a process N satisfying (1) such that (2) holds. Attractive features of the above definition include the facts that the origin plays no special role, and that the definition may be extended to sub-regions of \mathbb{R}^d as well as to σ -fields of subsets of general measure spaces.

There are many stochastic models based on the Poisson process. One-dimensional processes were used by Bateman, Erlang, Geiger, and Rutherford around 1909 in their investigations of practical situations involving radioactive particles and telephone calls. Examples in two and higher dimensions include the positions of animals in their habitat, the distribution of stars in a galaxy or of galaxies in the universe, the locations of active sites in a chemical reaction or of the weeds in your lawn, and the incidence of thunderstorms and tornadoes. Even when a Poisson process is not a perfect description of such a system, it can provide a relatively simple yardstick against which to measure the improvements which may be offered by more sophisticated but often less tractable models.

Definition (1) utilizes as reference measure the Lebesgue measure on \mathbb{R}^d , in the sense that the volume of a set A is its Euclidean volume. It is useful to have a definition of a Poisson process with other measures than Lebesgue measure, and such processes are termed 'non-homogeneous'. Replacing the Euclidean element $\lambda d\mathbf{x}$ with the element $\lambda(\mathbf{x}) d\mathbf{x}$, we obtain the following, in which $\Lambda(A)$ is given by

$$(3) \quad \Lambda(A) = \int_A \lambda(\mathbf{x}) d\mathbf{x}, \quad A \in \mathcal{B}^d.$$

(4) Definition. Let $d \geq 1$ and let $\lambda : \mathbb{R}^d \rightarrow \mathbb{R}$ be a non-negative measurable function such that $\Lambda(A) < \infty$ for all bounded A . The random countable subset Π of \mathbb{R}^d is called a **non-homogeneous Poisson process with intensity function λ** if, for all $A \in \mathcal{B}^d$, the random variables $N(A) = |\Pi \cap A|$ satisfy:

- (a) $N(A)$ has the Poisson distribution with parameter $\Lambda(A)$, and
- (b) if A_1, A_2, \dots, A_n are disjoint sets in \mathcal{B}^d , then $N(A_1), N(A_2), \dots, N(A_n)$ are independent random variables.

We call the function $\Lambda(A)$, $A \in \mathcal{B}^d$, the *mean measure* of the process Π . We have constructed Λ as the integral (3) of the intensity function λ ; one may in fact dispense altogether with the function λ , working instead with measures Λ which 'have no atoms' in the sense that $\Lambda(\{\mathbf{x}\}) = 0$ for all $\mathbf{x} \in \mathbb{R}^d$.

Our first theorem states that the union of two independent Poisson processes is also a Poisson process. A similar result is valid for the union of countably many independent Poisson processes.

(5) Superposition theorem. *Let Π' and Π'' be independent Poisson processes on \mathbb{R}^d with respective intensity functions λ' and λ'' . The set $\Pi = \Pi' \cup \Pi''$ is a Poisson process with intensity function $\lambda = \lambda' + \lambda''$.*

Proof. Let $N'(A) = |\Pi' \cap A|$ and $N''(A) = |\Pi'' \cap A|$. Then $N'(A)$ and $N''(A)$ are independent Poisson-distributed random variables with respective parameters $\Lambda'(A)$ and $\Lambda''(A)$, the integrals (3) of λ' and λ'' . It follows that the sum $S(A) = N'(A) + N''(A)$ has the Poisson distribution with parameter $\Lambda'(A) + \Lambda''(A)$. Furthermore, if A_1, A_2, \dots are disjoint, the random variables $S(A_1), S(A_2), \dots$ are independent. It remains to show that, almost surely, $S(A) = |\Pi \cap A|$ for all A , which is to say that no point of Π' coincides with a point of Π'' . This is a rather technical step, and the proof may be omitted on a first read.

Since \mathbb{R}^d is a countable union of bounded sets, it is enough to show that, for every bounded $A \subseteq \mathbb{R}^d$, A contains almost surely no point common to Π' and Π'' . Let $n \geq 1$ and, for $\mathbf{k} = (k_1, k_2, \dots, k_d) \in \mathbb{Z}^d$, let $B_{\mathbf{k}}(n) = \prod_{i=1}^d (k_i 2^{-n}, (k_i + 1) 2^{-n}]$; cubes of this form are termed *n-cubes* or *n-boxes*. Let A be a bounded subset of \mathbb{R}^d , and \bar{A} be the (bounded) union of all $B_{\mathbf{k}}(0)$ which intersect A . The probability that A contains a point common to Π' and Π'' is bounded for all n by the probability that some $B_{\mathbf{k}}(n)$ lying in \bar{A} contains a common point. This is no greater than the mean number of such boxes, whence

$$\begin{aligned} \mathbb{P}(\Pi' \cap \Pi'' \cap A \neq \emptyset) &\leq \sum_{\mathbf{k}: B_{\mathbf{k}}(n) \subseteq \bar{A}} \mathbb{P}(N'(B_{\mathbf{k}}(n)) \geq 1, N''(B_{\mathbf{k}}(n)) \geq 1) \\ &= \sum_{\mathbf{k}: B_{\mathbf{k}}(n) \subseteq \bar{A}} (1 - e^{-\Lambda'(B_{\mathbf{k}}(n))})(1 - e^{-\Lambda''(B_{\mathbf{k}}(n))}) \\ &\leq \sum_{\mathbf{k}: B_{\mathbf{k}}(n) \subseteq \bar{A}} \Lambda'(B_{\mathbf{k}}(n)) \Lambda''(B_{\mathbf{k}}(n)) \quad \text{since } 1 - e^{-x} \leq x \text{ for } x \geq 0 \\ &\leq \max_{\mathbf{k}: B_{\mathbf{k}}(n) \subseteq \bar{A}} \{\Lambda'(B_{\mathbf{k}}(n))\} \sum_{\mathbf{k}: B_{\mathbf{k}}(n) \subseteq \bar{A}} \Lambda''(B_{\mathbf{k}}(n)) \\ &= M_n(A) \Lambda''(\bar{A}) \end{aligned}$$

where

$$M_n(A) = \max_{\mathbf{k}: B_{\mathbf{k}}(n) \subseteq \bar{A}} \Lambda'(B_{\mathbf{k}}(n)).$$

It is the case that $M_n(A) \rightarrow 0$ as $n \rightarrow \infty$. This is easy to prove when λ' is a constant function, since then $M_n(A) \propto |B_{\mathbf{k}}(n)| = 2^{-nd}$. It is not quite so easy to prove for general λ' . Since we shall need a slightly more general argument later, we state next the required result.

(6) Lemma. *Let μ be a measure on the pair $(\mathbb{R}^d, \mathcal{B}^d)$ which has no atoms, which is to say that $\mu(\{\mathbf{y}\}) = 0$ for all $\mathbf{y} \in \mathbb{R}^d$. Let $n \geq 1$, and $B_{\mathbf{k}}(n) = \prod_{i=1}^d (k_i 2^{-n}, (k_i + 1) 2^{-n}]$, $\mathbf{k} \in \mathbb{Z}^d$. For any bounded set A , we have that*

$$\max_{\mathbf{k}: B_{\mathbf{k}}(n) \subseteq A} \mu(B_{\mathbf{k}}(n)) \rightarrow 0 \quad \text{as } n \rightarrow \infty.$$

Returning to the proof of the theorem, it follows by Lemma (6) applied to the set \bar{A} that $M_n(A) \rightarrow 0$ as $n \rightarrow \infty$, and the proof is complete. ■

Proof of Lemma (6). We may assume without loss of generality that A is a finite union of 0-cubes. Let

$$M_n(A) = \max_{\mathbf{k}: B_{\mathbf{k}}(n) \subseteq A} \mu(B_{\mathbf{k}}(n)),$$

and note that $M_n \geq M_{n+1}$. Suppose that $M_n(A) \not\rightarrow 0$. There exists $\delta > 0$ such that $M_n(A) > \delta$ for all n , and therefore, for every $n \geq 0$, there exists an n -cube $B_{\mathbf{k}}(n) \subseteq A$ with $\mu(B_{\mathbf{k}}(n)) > \delta$. We colour an m -cube C *black* if, for all $n \geq m$, there exists an n -cube $C' \subseteq C$ such that $\mu(C') > \delta$. Now A is the union of finitely many translates of $(0, 1]^d$, and for at least one of these, B_0 say, there exist infinitely many n such that B_0 contains some n -cube B' with $\mu(B') > \delta$. Since $\mu(\cdot)$ is monotonic, the 0-cube B_0 is black. By a similar argument, B_0 contains some black 1-cube B_1 . Continuing similarly, we obtain an infinite decreasing sequence B_0, B_1, \dots such that each B_r is a black r -cube. In particular, $\mu(B_r) > \delta$ for all r , whereas†

$$\lim_{r \rightarrow \infty} \mu(B_r) = \mu\left(\bigcap_r B_r\right) = \mu(\{\mathbf{y}\}) = 0$$

by assumption, where \mathbf{y} is the unique point in the intersection of the B_r . The conclusion of the theorem follows from this contradiction. ■

It is possible to avoid the complication of Lemma (6) at this stage, but we introduce the lemma here since it will be useful in the forthcoming proof of Rényi's theorem (17). In an alternative and more general approach to Poisson processes, instead of the 'random set' Π one studies the 'random measure' N . This leads to substantially easier proofs of results corresponding to (5) and the forthcoming (8), but at the expense of extra abstraction.

The following 'mapping theorem' enables us to study the image of a Poisson process Π under a (measurable) mapping $f: \mathbb{R}^d \rightarrow \mathbb{R}^s$. Suppose that Π is a non-homogeneous Poisson process on \mathbb{R}^d with intensity function λ , and consider the set $f(\Pi)$ of images of Π under f . We shall need that $f(\Pi)$ contains (with probability 1) no multiple points, and this imposes a constraint on the pair λ, f . The subset $B \subseteq \mathbb{R}^s$ contains the images of points of Π lying in $f^{-1}B$, whose cardinality is a random variable having the Poisson distribution with parameter $\Lambda(f^{-1}B)$. The key assumption on the pair λ, f will therefore be that

$$(7) \quad \Lambda(f^{-1}\{\mathbf{y}\}) = 0 \quad \text{for all } \mathbf{y} \in \mathbb{R}^s,$$

where Λ is the integral (3) of λ .

(8) Mapping theorem. Let Π be a non-homogeneous Poisson process on \mathbb{R}^d with intensity function λ , and let $f: \mathbb{R}^d \rightarrow \mathbb{R}^s$ satisfy (7). Assume further that

$$(9) \quad \mu(B) = \Lambda(f^{-1}B) = \int_{f^{-1}B} \lambda(\mathbf{x}) d\mathbf{x}, \quad B \in \mathcal{B}^s,$$

satisfies $\mu(B) < \infty$ for all bounded sets B . Then $f(\Pi)$ is a non-homogeneous Poisson process on \mathbb{R}^s with mean measure μ .

†We use here a property of continuity of general measures, proved in the manner of Lemma (1.3.5).

Proof. Assume for the moment that the points in $f(\Pi)$ are distinct. The number of points of $f(\Pi)$ lying in the set $B \subseteq \mathbb{R}^s$ is $|\Pi \cap f^{-1}B|$, which has the Poisson distribution with parameter $\mu(B)$, as required. If B_1, B_2, \dots are disjoint, their pre-images $f^{-1}B_1, f^{-1}B_2, \dots$ are disjoint also, whence the numbers of points in the B_i are independent. It follows that $f(\Pi)$ is a Poisson process, and it remains only to show the assumed distinctness of $f(\Pi)$. The proof of this is similar to that of (5), and may be omitted on first read.

We shall work with the set $\Pi \cap U$ of points of Π lying within the unit cube $U = (0, 1]^d$ of \mathbb{R}^d . This set is a Poisson process with intensity function

$$\lambda_U(\mathbf{x}) = \begin{cases} \lambda(\mathbf{x}) & \text{if } \mathbf{x} \in U, \\ 0 & \text{otherwise,} \end{cases}$$

and with finite total mass $\Lambda(U) = \int_U \lambda(\mathbf{x}) d\mathbf{x}$. (This is easy to prove, and is in any case a very special consequence of the forthcoming colouring theorem (14).) We shall prove that $f(\Pi \cap U)$ is a Poisson process on \mathbb{R}^s with mean measure

$$\mu_U(B) = \int_{f^{-1}B} \lambda_U(\mathbf{x}) d\mathbf{x}.$$

A similar conclusion will hold for the set $f(\Pi \cap U_{\mathbf{k}})$ where $U_{\mathbf{k}} = \mathbf{k} + U$ for $\mathbf{k} \in \mathbb{Z}^d$, and the result will follow by the superposition theorem (5) (in a version for the sum of countably many Poisson processes) on noting that the sets $f(\Pi \cap U_{\mathbf{k}})$ are independent, and that, in the obvious notation,

$$\sum_{\mathbf{k}} \mu_{U_{\mathbf{k}}}(B) = \int_{f^{-1}B} \left\{ \sum_{\mathbf{k}} \lambda_{U_{\mathbf{k}}}(\mathbf{x}) \right\} d\mathbf{x} = \int_{f^{-1}B} \lambda(\mathbf{x}) d\mathbf{x}.$$

Write $\Pi' = \Pi \cap U$, and assume for the moment that the points $f(\Pi')$ are almost surely distinct. The number of points lying in the subset B of \mathbb{R}^s is $|\Pi' \cap f^{-1}B|$, which has the Poisson distribution with parameter $\mu_U(B)$ as required. If B_1, B_2, \dots are disjoint, their pre-images $f^{-1}B_1, f^{-1}B_2, \dots$ are disjoint also, whence the numbers of points in the B_i are independent. It follows that $f(\Pi')$ is a Poisson process with mean measure μ_U .

It remains to show that the points in $f(\Pi')$ are almost surely distinct under hypothesis (7). The probability that the small box $B_{\mathbf{k}} = \prod_{i=1}^s (k_i 2^{-n}, (k_i + 1) 2^{-n}]$ of \mathbb{R}^s contains two or more points of $f(\Pi')$ is

$$1 - e^{-\mu_{\mathbf{k}}} - \mu_{\mathbf{k}} e^{-\mu_{\mathbf{k}}} \leq 1 - (1 + \mu_{\mathbf{k}})(1 - \mu_{\mathbf{k}}) = \mu_{\mathbf{k}}^2,$$

where $\mu_{\mathbf{k}} = \mu_U(B_{\mathbf{k}})$, and we have used the fact that $e^{-x} \geq 1 - x$ for $x \geq 0$. The mean number of such boxes within the unit cube $U_s = (0, 1]^s$ is no greater than

$$\sum_{\mathbf{k}} \mu_{\mathbf{k}}^2 \leq M_n \sum_{\mathbf{k}} \mu_{\mathbf{k}} = M_n \mu_U(U_s)$$

where

$$M_n = \max_{\mathbf{k}} \mu_{\mathbf{k}} \rightarrow 0 \quad \text{as } n \rightarrow \infty$$

by hypothesis (7) and Lemma (6). Now $\mu_U(U_s) \leq \Lambda(U) < \infty$, and we deduce as in the proof of Theorem (5) that U_s contains almost surely no repeated points. Since \mathbb{R}^s is the union

of countably many translates of U_s to each of which the above argument may be applied, we deduce that \mathbb{R}^s contains almost surely no repeated points of $f(\Pi')$. The proof is complete. ■

(10) Example. Polar coordinates. Let Π be a Poisson process on \mathbb{R}^2 with constant rate λ , and let $f : \mathbb{R}^2 \rightarrow \mathbb{R}^2$ be the polar coordinate function $f(x, y) = (r, \theta)$ where

$$r = \sqrt{x^2 + y^2}, \quad \theta = \tan^{-1}(y/x).$$

It is straightforward to check that (7) holds, and we deduce that $f(\Pi)$ is a Poisson process on \mathbb{R}^2 with mean measure

$$\mu(B) = \int_{f^{-1}B} \lambda \, dx \, dy = \int_{B \cap S} \lambda r \, dr \, d\theta,$$

where $S = f(\mathbb{R}^2)$ is the strip $\{(r, \theta) : r \geq 0, 0 \leq \theta < 2\pi\}$. We may think of $f(\Pi)$ as a Poisson process on the strip S having intensity function λr . ●

We turn now to one of the most important attributes of the Poisson process, which unlocks the door to many other useful results. This is the so-called ‘conditional property’, of which we saw a simple version in Theorem (6.12.7).

(11) Theorem. Conditional property. Let Π be a non-homogeneous Poisson process on \mathbb{R}^d with intensity function λ , and let A be a subset of \mathbb{R}^d such that $0 < \Lambda(A) < \infty$. Conditional on the event that $|\Pi \cap A| = n$, the n points of the process lying in A have the same distribution as n points chosen independently at random in A according to the common probability measure

$$\mathbb{Q}(B) = \frac{\Lambda(B)}{\Lambda(A)}, \quad B \subseteq A.$$

Since

$$(12) \quad \mathbb{Q}(B) = \int_B \frac{\lambda(\mathbf{x})}{\Lambda(A)} \, d\mathbf{x},$$

the relevant density function is $\lambda(\mathbf{x})/\Lambda(A)$ for $\mathbf{x} \in A$. When Π has constant intensity λ , the theorem implies that, given $|\Pi \cap A| = n$, the n points in question are distributed uniformly and independently at random in A .

Proof. Let A_1, A_2, \dots, A_k be a partition of A . It is an elementary calculation that, if $n_1 + n_2 + \dots + n_k = n$,

$$\begin{aligned} (13) \quad \mathbb{P}(N(A_1) = n_1, N(A_2) = n_2, \dots, N(A_k) = n_k \mid N(A) = n) \\ &= \frac{\prod_i \mathbb{P}(N(A_i) = n_i)}{\mathbb{P}(N(A) = n)} \quad \text{by independence} \\ &= \frac{\prod_i \Lambda(A_i)^{n_i} e^{-\Lambda(A_i)} / n_i!}{\Lambda(A)^n e^{-\Lambda(A)} / n!} \\ &= \frac{n!}{n_1! n_2! \dots n_k!} \mathbb{Q}(A_1)^{n_1} \mathbb{Q}(A_2)^{n_2} \dots \mathbb{Q}(A_k)^{n_k}. \end{aligned}$$

The conditional distribution of the positions of the n points is specified by this function of A_1, A_2, \dots, A_n .

We recognize the multinomial distribution of (13) as the joint distribution of n points selected independently from A according to the probability measure \mathbb{Q} . It follows that the joint distribution of the points in $\Pi \cap A$, conditional on there being exactly n of them, is the same as that of the independent sample. ■

The conditional property enables a proof of the existence of Poisson processes and aids the simulation thereof. Let $\lambda > 0$ and let A_1, A_2, \dots be a partition of \mathbb{R}^d into Borel sets of finite Lebesgue measure. For each i , we simulate a random variable N_i having the Poisson distribution with parameter $\lambda|A_i|$. Then we sample n independently chosen points in A_i , each being uniformly distributed on A_i . The union over i of all such sets of points is a Poisson process with constant intensity λ . A similar construction is valid for a non-homogeneous process. The method may be facilitated by a careful choice of the A_i , perhaps as unit cubes of \mathbb{R}^d .

The following colouring theorem may be viewed as complementary to the superposition theorem (5). As in the latter case, there is a version of the theorem in which points are marked with one of countably many colours rather than just two.

(14) Colouring theorem. *Let Π be a non-homogeneous Poisson process on \mathbb{R}^d with intensity function λ . We colour the points of Π in the following way. A point of Π at position \mathbf{x} is coloured green with probability $\gamma(\mathbf{x})$; otherwise it is coloured scarlet (with probability $\sigma(\mathbf{x}) = 1 - \gamma(\mathbf{x})$). Points are coloured independently of one another. Let Γ and Σ be the sets of points coloured green and scarlet, respectively. Then Γ and Σ are independent Poisson processes with respective intensity functions $\gamma(\mathbf{x})\lambda(\mathbf{x})$ and $\sigma(\mathbf{x})\lambda(\mathbf{x})$.*

Proof. Let $A \subseteq \mathbb{R}^d$ with $\Lambda(A) < \infty$. By the conditional property (11), if $|\Pi \cap A| = n$, these points have the same distribution as n points chosen independently at random from A according to the probability measure $\mathbb{Q}(B) = \Lambda(B)/\Lambda(A)$. We may therefore consider n points chosen in this way. By the independence of the points, their colours are independent of one another. The chance that a given point is coloured green is $\bar{\gamma} = \int_A \gamma(\mathbf{x}) d\mathbb{Q}$, the corresponding probability for the colour scarlet being $\bar{\sigma} = 1 - \bar{\gamma} = \int_A \sigma(\mathbf{x}) d\mathbb{Q}$. It follows that, conditional on $|\Pi \cap A| = n$, the numbers N_g and N_s of green and scarlet points in A have, jointly, the binomial distribution

$$\mathbb{P}(N_g = g, N_s = s \mid N(A) = n) = \frac{n!}{g! s!} \bar{\gamma}^g \bar{\sigma}^s, \quad \text{where } g + s = n.$$

The unconditional probability is therefore

$$\begin{aligned} \mathbb{P}(N_g = g, N_s = s) &= \frac{(g+s)!}{g! s!} \bar{\gamma}^g \bar{\sigma}^s \frac{\Lambda(A)^{g+s} e^{-\Lambda(A)}}{(g+s)!} \\ &= \frac{(\bar{\gamma}\Lambda(A))^g e^{-\bar{\gamma}\Lambda(A)}}{g!} \cdot \frac{(\bar{\sigma}\Lambda(A))^s e^{-\bar{\sigma}\Lambda(A)}}{s!} \end{aligned}$$

which is to say that the numbers of green and scarlet points in A are independent. Furthermore they have, by (12), Poisson distributions with parameters

$$\begin{aligned} \bar{\gamma}\Lambda(A) &= \int_A \gamma(\mathbf{x})\Lambda(A) d\mathbb{Q} = \int_A \gamma(\mathbf{x})\lambda(\mathbf{x}) d\mathbf{x}, \\ \bar{\sigma}\Lambda(A) &= \int_A \sigma(\mathbf{x})\Lambda(A) d\mathbb{Q} = \int_A \sigma(\mathbf{x})\lambda(\mathbf{x}) d\mathbf{x}. \end{aligned}$$

Independence of the counts of points in disjoint regions follows trivially from the fact that Π has this property. ■

(15) Example. The Alternative Millennium Dome contains n zones, and visitors are required to view them all in sequence. Visitors arrive at the instants of a Poisson process on \mathbb{R}_+ with constant intensity λ , and the r th visitor spends time $X_{r,s}$ in the s th zone, where the random variables $X_{r,s}, r \geq 1, 1 \leq s \leq n$, are independent.

Let $t \geq 0$, and let $V_s(t)$ be the number of visitors in zone s at time t . Show that, for fixed t , the random variables $V_s(t), 1 \leq s \leq n$, are independent, each with a Poisson distribution.

Solution. Let $T_1 < T_2 < \dots$ be the times of arrivals of visitors, and let $c_1, c_2, \dots, c_n, \delta$ be distinct colours. A point of the Poisson process at time x is coloured c_s if and only if

$$(16) \quad x + \sum_{v=1}^{s-1} X_v \leq t < x + \sum_{v=1}^s X_v$$

where X_1, X_2, \dots, X_n are the times to be spent in the zones by a visitor arriving at time x . If (16) holds for no s , we colour the point at x with the colour δ ; at time t , such a visitor has either not yet arrived or has already departed. Note that the colours of different points of the Poisson process are independent, and that a visitor arriving at time x is coloured c_s if and only if this individual is in zone s at time t .

The required independence follows by a version of the colouring theorem with $n + 1$ available colours instead of just two. ●

Before moving to other things, we note yet another characterization of the Poisson process. It turns out that one needs only check that the probability that a given region is empty is given by the Poisson formula. Recall from the proof of (5) that a *box* is a region of \mathbb{R}^d of the form $B_{\mathbf{k}}(n) = \prod_{i=1}^d (k_i 2^{-n}, (k_i + 1)2^{-n}]$ for some $\mathbf{k} \in \mathbb{Z}^d$ and $n \geq 1$.

(17) Rényi's theorem. Let Π be a random countable subset of \mathbb{R}^d , and let $\lambda : \mathbb{R}^d \rightarrow \mathbb{R}$ be a non-negative integrable function satisfying $\Lambda(A) = \int_A \lambda(\mathbf{x}) d\mathbf{x} < \infty$ for all bounded A . If

$$(18) \quad \mathbb{P}(\Pi \cap A = \emptyset) = e^{-\Lambda(A)}$$

for any finite union A of boxes, then Π is a Poisson process with intensity function λ .

Proof. Let $n \geq 1$, and denote by $I_{\mathbf{k}}(n)$ the indicator function of the event that $B_{\mathbf{k}}(n)$ is non-empty. It follows by (18) that the events $I_{\mathbf{k}}(n), \mathbf{k} \in \mathbb{Z}^d$, are independent.

Let A be a bounded open set in \mathbb{R}^d , and let $\mathcal{K}_n(A)$ be the set of all \mathbf{k} such that $B_{\mathbf{k}}(n) \subseteq A$. Since A is open, we have that

$$(19) \quad N(A) = |\Pi \cap A| = \lim_{n \rightarrow \infty} T_n(A) \quad \text{where} \quad T_n(A) = \sum_{\mathbf{k} \in \mathcal{K}_n(A)} I_{\mathbf{k}}(n);$$

note that, by the nesting of the boxes $B_{\mathbf{k}}(n)$, this is a monotone increasing limit. We have also that

$$(20) \quad \Lambda(A) = \lim_{n \rightarrow \infty} \sum_{\mathbf{k} \in \mathcal{K}_n(A)} \Lambda(B_{\mathbf{k}}(n)).$$

The quantity $T_n(A)$ is the sum of independent variables, and has probability generating function

$$(21) \quad \mathbb{E}(s^{T_n(A)}) = \prod_{\mathbf{k} \in \mathcal{K}_n(A)} \{s + (1-s)e^{-\Lambda(B_{\mathbf{k}}(n))}\}.$$

We have by Lemma (6) that $\Lambda(B_{\mathbf{k}}(n)) \rightarrow 0$ uniformly in $\mathbf{k} \in \mathcal{K}_n(A)$, as $n \rightarrow \infty$. Also, for fixed $s \in [0, 1)$, there exists $\phi(\delta)$ satisfying $\phi(\delta) \uparrow 1$ as $\delta \downarrow 0$ such that

$$(22) \quad e^{-(1-s)\alpha} \leq s + (1-s)e^{-\alpha} \leq e^{-(1-s)\phi(\delta)\alpha} \quad \text{if } 0 \leq \alpha \leq \delta.$$

[The left inequality holds by the convexity of e^{-x} , and the right inequality by Taylor's theorem.] It follows by (19), (21), and monotone convergence, that

$$\mathbb{E}(s^{N(A)}) = \lim_{n \rightarrow \infty} \prod_{\mathbf{k} \in \mathcal{K}_n(A)} \{s + (1-s)e^{-\Lambda(B_{\mathbf{k}}(n))}\} \quad \text{for } 0 \leq s < 1,$$

and by (20) and (22) that, for fixed $s \in [0, 1)$,

$$e^{-(1-s)\Lambda(A)} \leq \mathbb{E}(s^{N(A)}) \leq e^{-(1-s)\phi(\delta)\Lambda(A)} \quad \text{for all } \delta > 0.$$

We take the limit as $\delta \downarrow 0$ to obtain the Poisson distribution of $N(A)$.

It remains to prove the independence of the variables $N(A_1), N(A_2), \dots$ for disjoint A_1, A_2, \dots . This is an immediate consequence of the facts that $T_n(A_1), T_n(A_2), \dots$ are independent, and $T_n(A_i) \rightarrow N(A_i)$ as $n \rightarrow \infty$. ■

There are many applications of the theory of Poisson processes in which the points of a process have an effect elsewhere in the space. A well-known practical example concerns the fortune of someone who plays a lottery. The player wins prizes at the times of a Poisson process Π on \mathbb{R}_+ , and the amounts won are independent identically distributed random variables. Gains are discounted at rate α . The total gain $G(t)$ by time t may be expressed in the form

$$G(t) = \sum_{T \in \Pi, T \leq t} \alpha^{t-T} W_T,$$

where W_T is the amount won at time T ($\in \Pi$). We may write

$$G(t) = \sum_{T \in \Pi} r(t-T) W_T$$

where

$$r(u) = \begin{cases} 0 & \text{if } u < 0, \\ \alpha^u & \text{if } u \geq 0. \end{cases}$$

Such sums may be studied by way of the next theorem. We state this in the special case of a homogeneous Poisson process on the half-line \mathbb{R}_+ , but it is easily generalized. The one-dimensional problem is sometimes termed *shot noise*, since one may think of the sum as the cumulative effect of pulses which arrive in a system, and whose amplitudes decay exponentially.

(23) Theorem†. Let Π be a Poisson process on \mathbb{R} with constant intensity λ , let $r : \mathbb{R} \rightarrow \mathbb{R}$ be a smooth function, and let $\{W_x : x \in \Pi\}$ be independent identically distributed random variables, independent of Π . The sum

$$G(t) = \sum_{x \in \Pi, x \geq 0} r(t - x)W_x$$

has characteristic function

$$\mathbb{E}(e^{i\theta G(t)}) = \exp\left\{\lambda \int_0^t (\mathbb{E}(e^{i\theta W r(s)}) - 1) ds\right\},$$

where W has the common distribution of the W_x . In particular,

$$\mathbb{E}(G(t)) = \lambda \mathbb{E}(W) \int_0^t r(s) ds.$$

Proof. This runs just like that of Theorem (6.12.11), which is in fact a special case. It is left as an *exercise* to check the details. The mean of $G(t)$ is calculated from its characteristic function by differentiating the latter at $\theta = 0$. ■

A similar idea works in higher dimensions, as the following demonstrates.

(24) Example. Olbers's paradox. Suppose that stars occur in \mathbb{R}^3 at the points $\{\mathbf{R}_i : i \geq 1\}$ of a Poisson process with constant intensity λ . The star at \mathbf{R}_i has brightness B_i , where the B_i are independent and identically distributed with mean β . The intensity of the light striking an observer at the origin O from a star of brightness B , distance r away, is (in the absence of intervening clouds of dust) equal to cB/r^2 , for some absolute constant c . Hence the total illumination at O from stars within a large ball S with radius a is

$$I_a = \sum_{i: |\mathbf{R}_i| \leq a} \frac{cB_i}{|\mathbf{R}_i|^2}.$$

Conditional on the event that the number N_a of such stars satisfies $N_a = n$, we have from the conditional property (11) that these n stars are uniformly and independently distributed over S . Hence

$$\mathbb{E}(I_a | N_a) = N_a c \beta \frac{1}{|S|} \int_S \frac{1}{|\mathbf{r}|^2} dV.$$

Now $\mathbb{E}(N_a) = \lambda|S|$, whence

$$\mathbb{E}I_a = \lambda c \beta \int_S \frac{1}{|\mathbf{r}|^2} dV = \lambda c \beta (4\pi a).$$

The fact that this is unbounded as $a \rightarrow \infty$ is called 'Olbers's paradox', and suggests that the celestial sphere should be uniformly bright at night. The fact that it is not is a problem whose resolution is still a matter for debate. One plausible explanation relies on a sufficiently fast rate of expansion of the Universe. ●

†This theorem is sometimes called the Campbell–Hardy theorem. See also Exercise (6.13.2).

Exercises for Section 6.13

1. In a certain town at time $t = 0$ there are no bears. Brown bears and grizzly bears arrive as independent Poisson processes B and G with respective intensities β and γ .
 - (a) Show that the first bear is brown with probability $\beta/(\beta + \gamma)$.
 - (b) Find the probability that between two consecutive brown bears, there arrive exactly r grizzly bears.
 - (c) Given that $B(1) = 1$, find the expected value of the time at which the first bear arrived.
2. **Campbell–Hardy theorem.** Let Π be the points of a non-homogeneous Poisson process on \mathbb{R}^d with intensity function λ . Let $S = \sum_{\mathbf{x} \in \Pi} g(\mathbf{x})$ where g is a smooth function which we assume for convenience to be non-negative. Show that $\mathbb{E}(S) = \int_{\mathbb{R}^d} g(\mathbf{u})\lambda(\mathbf{u}) d\mathbf{u}$ and $\text{var}(S) = \int_{\mathbb{R}^d} g(\mathbf{u})^2\lambda(\mathbf{u}) d\mathbf{u}$, provided these integrals converge.
3. Let Π be a Poisson process with constant intensity λ on the surface of the sphere of \mathbb{R}^3 with radius 1. Let P be the process given by the (X, Y) coordinates of the points projected on a plane passing through the centre of the sphere. Show that P is a Poisson process, and find its intensity function.
4. Repeat Exercise (3), when Π is a homogeneous Poisson process on the ball $\{(x_1, x_2, x_3) : x_1^2 + x_2^2 + x_3^2 \leq 1\}$.
5. You stick pins in a Mercator projection of the Earth in the manner of a Poisson process with constant intensity λ . What is the intensity function of the corresponding process on the globe? What would be the intensity function on the map if you formed a Poisson process of constant intensity λ of meteorite strikes on the surface of the Earth?
6. **Shocks.** The r th point T_r of a Poisson process N of constant intensity λ on \mathbb{R}_+ gives rise to an effect $X_r e^{-\alpha(t-T_r)}$ at time $t \geq T_r$, where the X_r are independent and identically distributed with finite variance. Find the mean and variance of the total effect $S(t) = \sum_{r=1}^{N(t)} X_r e^{-\alpha(t-T_r)}$ in terms of the first two moments of the X_r , and calculate $\text{cov}(S(s), S(t))$.
What is the behaviour of the correlation $\rho(S(s), S(t))$ as $s \rightarrow \infty$ with $t - s$ fixed?
7. Let N be a non-homogeneous Poisson process on \mathbb{R}_+ with intensity function λ . Find the joint density of the first two inter-event times, and deduce that they are not in general independent.
8. **Competition lemma.** Let $\{N_r(t) : r \geq 1\}$ be a collection of independent Poisson processes on \mathbb{R}_+ with respective constant intensities $\{\lambda_r : r \geq 1\}$, such that $\sum_r \lambda_r = \lambda < \infty$. Set $N(t) = \sum_r N_r(t)$, and let I denote the index of the process supplying the first point in N , occurring at time T . Show that

$$\mathbb{P}(I = i, T \geq t) = \mathbb{P}(I = i)\mathbb{P}(T \geq t) = \frac{\lambda_i}{\lambda} e^{-\lambda t}, \quad i \geq 1.$$

6.14 Markov chain Monte Carlo

In applications of probability and statistics, we are frequently required to compute quantities of the form $\int_{\Theta} g(\theta)\pi(\theta) d\theta$ or $\sum_{\theta \in \Theta} g(\theta)\pi(\theta)$, where $g : \Theta \rightarrow \mathbb{R}$ and π is a density or mass function, as appropriate. When the domain Θ is large and π is complicated, it can be beyond the ability of modern computers to perform such a computation, and we may resort to ‘Monte Carlo’ methods (recall Section 2.6). Such situations arise surprisingly frequently in areas as disparate as statistical inference and physics. Monte Carlo techniques do not normally yield exact answers, but instead give a sequence of approximations to the required quantity.

(1) Example. Bayesian inference. A prior mass function $\pi(\theta)$ is postulated on the discrete set Θ of possible values of θ , and data x is collected. The posterior mass function $\pi(\theta | x)$ is given by

$$\pi(\theta | x) = \frac{f(x | \theta)\pi(\theta)}{\sum_{\psi \in \Theta} f(x | \psi)\pi(\psi)}.$$

It is required to compute some characteristic of the posterior, of the form

$$\mathbb{E}(g(\theta) | x) = \sum_{\theta} g(\theta)\pi(\theta | x).$$

Depending on the circumstances, such a quantity can be hard to compute. This problem arises commonly in statistical applications including the theory of image analysis, spatial statistics, and more generally in the analysis of large structured data sets. ●

(2) Example. Ising model†. We are given a finite graph $G = (V, E)$ with vertex set V and edge set E . Each vertex may be in either of two states, -1 or 1 , and a *configuration* is a vector $\theta = \{\theta_v : v \in V\}$ lying in the state space $\Theta = \{-1, 1\}^V$. The configuration θ is assigned the probability

$$\pi(\theta) = \frac{1}{Z} \exp \left\{ \sum_{v \neq w, v \sim w} \theta_v \theta_w \right\}$$

where the sum is over all pairs v, w of distinct neighbours in the graph G (the relation \sim denoting adjacency), and Z is the appropriate normalizing constant, or ‘partition function’,

$$Z = \sum_{\theta \in \Theta} \exp \left\{ \sum_{v \neq w, v \sim w} \theta_v \theta_w \right\}.$$

For $t, u \in V$, the chance that t and u have the same state is

$$\sum_{\theta: \theta_t = \theta_u} \pi(\theta) = \sum_{\theta} \frac{1}{2} (\theta_t \theta_u + 1) \pi(\theta).$$

The calculation of such probabilities can be strangely difficult. ●

It can be difficult to calculate the sums in such examples, even with the assistance of ordinary Monte Carlo methods. For example, the elementary Monte Carlo method of Section 2.6 relied upon having a supply of independent random variables with mass function π . In practice, Θ is often large and highly structured, and π may have complicated form, with the result that it may be hard to simulate directly from π . The ‘Markov chain Monte Carlo’ (MCMC) approach is to construct a Markov chain having the following properties:

- (a) the chain has π as unique stationary distribution,
- (b) the transition probabilities of the chain have a simple form.

Property (b) ensures the easy simulation of the chain, and property (a) ensures that the distribution thereof approaches the required distribution as time passes. Let $X = \{X_n : n \geq 0\}$ be such a chain. Subject to weak conditions, the Cesàro averages of $g(X_r)$ satisfy

$$\frac{1}{n} \sum_{r=0}^{n-1} g(X_r) \rightarrow \sum_{\theta} g(\theta)\pi(\theta).$$

†This famous model of ferromagnetism was proposed by Lenz, and was studied by Ising around 1924.

The convergence is usually in mean square and almost surely (see Problem (6.15.44) and Chapter 7), and thus the Cesàro averages provide the required approximations.

Although the methods of this chapter may be adapted to *continuous* spaces Θ , we consider here only the case when Θ is finite. Suppose then that we are given a finite set Θ and a mass function $\boldsymbol{\pi} = (\pi_i : i \in \Theta)$, termed the ‘target distribution’. Our task is to discuss how to construct an ergodic discrete-time Markov chain X on Θ with transition matrix $\mathbf{P} = (p_{ij})$, having given stationary distribution $\boldsymbol{\pi}$, and with the property that realizations of the X may be readily simulated.

There is a wide choice of such Markov chains. Computation and simulation is easier for reversible chains, and we shall therefore restrict our attention to chains whose transition probabilities p_{ij} satisfy the detailed balance equations

$$(3) \quad \pi_k p_{kj} = \pi_j p_{jk}, \quad j, k \in \Theta;$$

recall Definition (6.5.2). Producing a suitable chain X turns out to be remarkably straightforward. There are two steps in the following simple algorithm. Suppose that $X_n = i$, and it is required to construct X_{n+1} .

- (i) Let $\mathbf{H} = (h_{ij} : i, j \in \Theta)$ be an arbitrary stochastic matrix, called the ‘proposal matrix’. We pick $Y \in \Theta$ according to the probabilities $\mathbb{P}(Y = j \mid X_n = i) = h_{ij}$.
- (ii) Let $\mathbf{A} = (a_{ij} : i, j \in \Theta)$ be a matrix with entries satisfying $0 \leq a_{ij} \leq 1$; the a_{ij} are called ‘acceptance probabilities’. Given that $Y = j$, we set

$$X_{n+1} = \begin{cases} j & \text{with probability } a_{ij}, \\ X_n & \text{with probability } 1 - a_{ij}. \end{cases}$$

How do we determine the matrices \mathbf{H} , \mathbf{A} ? The proposal matrix \mathbf{H} is chosen in such a way that it is easy and cheap to simulate according to it. The acceptance matrix \mathbf{A} is chosen in such a way that the detailed balance equations (3) hold. Since p_{ij} is given by

$$(4) \quad p_{ij} = \begin{cases} h_{ij} a_{ij} & \text{if } i \neq j, \\ 1 - \sum_{k:k \neq i} h_{ik} a_{ik} & \text{if } i = j, \end{cases}$$

the detailed balance equations (3) will be satisfied if we choose

$$(5) \quad a_{ij} = 1 \wedge \left(\frac{\pi_j h_{ji}}{\pi_i h_{ij}} \right)$$

where $x \wedge y = \min\{x, y\}$ as usual. This choice of \mathbf{A} leads to an algorithm called the *Hastings algorithm*†. It may be considered desirable to accept as many proposals as possible, and this may be achieved as follows. Let (t_{ij}) be a symmetric matrix with non-negative entries satisfying $a_{ij} t_{ij} \leq 1$ for all $i, j \in \Theta$, and let a_{ij} be given by (5). It is easy to see that one may choose any acceptance probabilities a'_{ij} given by $a'_{ij} = a_{ij} t_{ij}$. Such a generalization is termed *Hastings’s general algorithm*.

While the above provides a general approach to MCMC, further ramifications are relevant in practice. It is often the case in applications that the space Θ is a product space. For example,

†Or the *Metropolis–Hastings algorithm*; see Example (8).

it was the case in (2) that $\Theta = \{-1, 1\}^V$ where V is the vertex set of a certain graph; in the statistical analysis of images, one may take $\Theta = S^V$ where S is the set of possible states of a given pixel and V is the set of all pixels. It is natural to exploit this product structure in devising the required Markov chain, and this may be done as follows.

Suppose that S is a finite set of ‘local states’, that V is a finite index set, and set $\Theta = S^V$. For a given target distribution π on Θ , we seek to construct an approximating Markov chain X . One way to proceed is to restrict ourselves to transitions which flip the value of the current state at only one coordinate $v \in V$; this is called ‘updating at v ’. That is, given that $X_n = i = (i_w : w \in V)$, we decide that X_{n+1} takes a value in the set of all $j = (j_w : w \in V)$ such that $j_w = i_w$ whenever $w \neq v$. This may be achieved by following the above recipe in a way specific to the choice of the index v .

How do we decide on the choice of v ? Several ways present themselves, of which the following two are obvious examples. One way is to select v uniformly at random from V at each step of the chain X . Another is to cycle through the elements of V in some deterministic manner.

(6) Example. Gibbs sampler, or heat bath algorithm. As in Example (2), take $\Theta = S^V$ where the ‘local state space’ S and the index set V are finite. For $i = (i_w : w \in V) \in \Theta$ and $v \in V$, let $\Theta_{i,v} = \{j \in \Theta : j_w = i_w \text{ for } w \neq v\}$. Suppose that $X_n = i$ and that we have decided to update at v . We take

$$(7) \quad h_{ij} = \frac{\pi_j}{\sum_{k \in \Theta_{i,v}} \pi_k}, \quad j \in \Theta_{i,v},$$

which is to say that the proposal Y is chosen from $\Theta_{i,v}$ according to the conditional distribution given the other components $i_w, w \neq v$.

We have from (5) that $a_{ij} = 1$ for all $j \in \Theta_{i,v}$, on noting that $\Theta_{i,v} = \Theta_{j,v}$ if $j \in \Theta_{i,v}$. Therefore $\mathbb{P}_v(X_{n+1} = j \mid X_n = i) = h_{ij}$ for $j \in \Theta_{i,v}$, where \mathbb{P}_v denotes the probability measure associated with updating at v .

We may choose the value of v either by flipping coins or by cycling through V in some pre-determined manner. ●

(8) Example. Metropolis algorithm. If the matrix \mathbf{H} is symmetric, equation (5) gives $a_{ij} = 1 \wedge (\pi_j/\pi_i)$, whence $p_{ij} = h_{ij}\{1 \wedge (\pi_j/\pi_i)\}$ for $i \neq j$.

A simple choice for the proposal probabilities h_{ij} would be to sample the proposal ‘uniformly at random’ from the set of available changes. In the notation of Example (6), we might take

$$h_{ij} = \begin{cases} \frac{1}{|\Theta_{i,v}| - 1} & \text{if } j \neq i, j \in \Theta_{i,v}, \\ 0 & \text{if } j = i. \end{cases} \quad \bullet$$

The accuracy of MCMC hinges on the rate at which the Markov chain X approaches its stationary distribution π . In practical cases, it is notoriously difficult to decide whether or not X_n is close to its equilibrium, although certain theoretical results are available. The choice of distribution α of X_0 is relevant, and it is worthwhile to choose α in such a way that X_0 has strictly positive probability of lying in any part of the set Θ where π has positive weight. One might choose to estimate $\sum_{\theta} g(\theta)\pi(\theta)$ by $n^{-1} \sum_{r=M}^{M+n-1} g(X_r)$ for some large ‘mixing time’ M . We do not pursue here the determination of suitable M .

This section closes with a precise mathematical statement concerning the rate of convergence of the distribution $\alpha \mathbf{P}^n$ to the stationary distribution π . We assume for simplicity that X is aperiodic and irreducible. Recall from the Perron–Frobenius theorem (6.6.1) that \mathbf{P} has $T = |\Theta|$ eigenvalues $\lambda_1, \lambda_2, \dots, \lambda_T$ such that $\lambda_1 = 1$ and $|\lambda_j| < 1$ for $j \neq 1$. We write λ_2 for the eigenvalue with second largest modulus. It may be shown in some generality that

$$\mathbf{P}^n = \mathbf{I}\pi' + O(n^{m-1}|\lambda_2|^n),$$

where \mathbf{I} is the identity matrix, π' is the column vector $(\pi_i : i \in \Theta)$, and m is the multiplicity of λ_2 . Here is a concrete result in the reversible case.

(9) Theorem. *Let X be an aperiodic irreducible reversible Markov chain on the finite state space Θ , with transition matrix \mathbf{P} and stationary distribution π . Then*

$$(10) \quad \sum_{k \in \Theta} |p_{ik}(n) - \pi_k| \leq |\Theta| \cdot |\lambda_2|^n \sup\{|v_r(i)| : r \in \Theta\}, \quad i \in \Theta, n \geq 1,$$

where $v_r(i)$ is the i th term of the r th right-eigenvector \mathbf{v}_r of \mathbf{P} .

We note that the left side of (10) is the total variation distance (see equation (4.12.7)) between the mass functions $p_i(n)$ and π .

Proof. Let $T = |\Theta|$ and number the states in Θ as $1, 2, \dots, T$. Using the notation and result of Exercise (6.14.1), we have that \mathbf{P} is self-adjoint. Therefore the right eigenvectors $\mathbf{v}_1, \mathbf{v}_2, \dots, \mathbf{v}_T$ corresponding to the eigenvalues $\lambda_1, \lambda_2, \dots, \lambda_T$, are real. We may take $\mathbf{v}_1, \mathbf{v}_2, \dots, \mathbf{v}_T$ to be an orthonormal basis of \mathbb{R}^T with respect to the given scalar product. The unit vector \mathbf{e}_k , having 1 in its k th place and 0 elsewhere, may be written

$$(11) \quad \mathbf{e}_k = \sum_{r=1}^T \langle \mathbf{e}_k, \mathbf{v}_r \rangle \mathbf{v}_r = \sum_{r=1}^T v_r(k) \pi_k \mathbf{v}_r.$$

Now $\mathbf{P}^n \mathbf{e}_k = (p_{1k}(n), p_{2k}(n), \dots, p_{Tk}(n))'$, and $\mathbf{P}^n \mathbf{v}_r = \lambda_r^n \mathbf{v}_r$. We pre-multiply (11) by \mathbf{P}^n and deduce that

$$p_{ik}(n) = \sum_{r=1}^T v_r(k) \pi_k \lambda_r^n v_r(i).$$

Now $\mathbf{v}_1 = \mathbf{1}$ and $\lambda_1 = 1$, so that the term of the sum corresponding to $r = 1$ is simply π_k . It follows that

$$\sum_k |p_{ik}(n) - \pi_k| \leq \sum_{r=2}^T |\lambda_r|^n |v_r(i)| \sum_k \pi_k |v_r(k)|.$$

By the Cauchy–Schwarz inequality,

$$\sum_k \pi_k |v_r(k)| \leq \sqrt{\sum_k \pi_k |v_r(k)|^2} = 1,$$

and (10) follows. ■

Despite the theoretical appeal of such results, they are not always useful when \mathbf{P} is large, because of the effort required to compute the right side of (10). It is thus important to establish readily computed bounds for $|\lambda_2|$, and bounds on $|p_{ik}(n) - \pi_k|$, which do not depend on the v_j . We give a representative bound without proof.

(12) Theorem. Conductance bound. *We have under the assumptions of Theorem (9) that $1 - 2\Psi \leq \lambda_2 \leq 1 - \frac{1}{2}\Psi^2$ where*

$$\Psi = \inf \left\{ \sum_{i \in B} \pi_i p_{ij} / \sum_{i \in B} \pi_i : B \subseteq \Theta, 0 < \sum_{i \in B} \pi_i \leq \frac{1}{2} \right\}.$$

Exercises for Section 6.14

1. Let \mathbf{P} be a stochastic matrix on the finite set Θ with stationary distribution π . Define the inner product $\langle \mathbf{x}, \mathbf{y} \rangle = \sum_{k \in \Theta} x_k y_k \pi_k$, and let $l^2(\pi) = \{\mathbf{x} \in \mathbb{R}^\Theta : \langle \mathbf{x}, \mathbf{x} \rangle < \infty\}$. Show, in the obvious notation, that \mathbf{P} is reversible with respect to π if and only if $\langle \mathbf{x}, \mathbf{P}\mathbf{y} \rangle = \langle \mathbf{P}\mathbf{x}, \mathbf{y} \rangle$ for all $\mathbf{x}, \mathbf{y} \in l^2(\pi)$.

2. Barker's algorithm. Show that a possible choice for the acceptance probabilities in Hastings's general algorithm is

$$b_{ij} = \frac{\pi_j g_{ji}}{\pi_i g_{ij} + \pi_j g_{ji}},$$

where $\mathbf{G} = (g_{ij})$ is the proposal matrix.

3. Let S be a countable set. For each $j \in S$, the sets A_{jk} , $k \in S$, form a partition of the interval $[0, 1]$. Let $g : S \times [0, 1] \rightarrow S$ be given by $g(j, u) = k$ if $u \in A_{jk}$. The sequence $\{X_n : n \geq 0\}$ of random variables is generated recursively by $X_{n+1} = g(X_n, U_{n+1})$, $n \geq 0$, where $\{U_n : n \geq 1\}$ are independent random variables with the uniform distribution on $[0, 1]$. Show that X is a Markov chain, and find its transition matrix.

4. Dobrushin's bound. Let $\mathbf{U} = (u_{st})$ be a finite $|S| \times |T|$ stochastic matrix. *Dobrushin's ergodic coefficient* is defined to be

$$d(\mathbf{U}) = \frac{1}{2} \sup_{i, j \in S} \sum_{t \in T} |u_{it} - u_{jt}|.$$

(a) Show that, if \mathbf{V} is a finite $|T| \times |U|$ stochastic matrix, then $d(\mathbf{UV}) \leq d(\mathbf{U})d(\mathbf{V})$.

(b) Let X and Y be discrete-time Markov chains with the same transition matrix \mathbf{P} , and show that

$$\sum_k |\mathbb{P}(X_n = k) - \mathbb{P}(Y_n = k)| \leq d(\mathbf{P})^n \sum_k |\mathbb{P}(X_0 = k) - \mathbb{P}(Y_0 = k)|.$$

6.15 Problems

1. Classify the states of the discrete-time Markov chains with state space $S = \{1, 2, 3, 4\}$ and transition matrices

$$(a) \quad \begin{pmatrix} \frac{1}{3} & \frac{2}{3} & 0 & 0 \\ \frac{1}{2} & \frac{1}{2} & 0 & 0 \\ \frac{1}{4} & 0 & \frac{1}{4} & \frac{1}{2} \\ 0 & 0 & 0 & 1 \end{pmatrix} \quad (b) \quad \begin{pmatrix} 0 & \frac{1}{2} & \frac{1}{2} & 0 \\ \frac{1}{3} & 0 & 0 & \frac{2}{3} \\ 1 & 0 & 0 & 0 \\ 0 & 0 & 1 & 0 \end{pmatrix}.$$

In case (a), calculate $f_{34}(n)$, and deduce that the probability of ultimate absorption in state 4, starting from 3, equals $\frac{2}{3}$. Find the mean recurrence times of the states in case (b).

2. A transition matrix is called *doubly stochastic* if all its column sums equal 1, that is, if $\sum_i p_{ij} = 1$ for all $j \in S$.

(a) Show that if a finite chain has a doubly stochastic transition matrix, then all its states are non-null persistent, and that if it is, in addition, irreducible and aperiodic then $p_{ij}(n) \rightarrow N^{-1}$ as $n \rightarrow \infty$, where N is the number of states.

(b) Show that, if an infinite irreducible chain has a doubly stochastic transition matrix, then its states are either all null persistent or all transient.

3. Prove that intercommunicating states of a Markov chain have the same period.

4. (a) Show that for each pair i, j of states of an irreducible aperiodic chain, there exists $N = N(i, j)$ such that $p_{ij}(n) > 0$ for all $n \geq N$.

(b) Let X and Y be independent irreducible aperiodic chains with the same state space S and transition matrix \mathbf{P} . Show that the bivariate chain $Z_n = (X_n, Y_n)$, $n \geq 0$, is irreducible and aperiodic.

(c) Show that the bivariate chain Z may be reducible if X and Y are periodic.

5. Suppose $\{X_n : n \geq 0\}$ is a discrete-time Markov chain with $X_0 = i$. Let N be the total number of visits made subsequently by the chain to the state j . Show that

$$\mathbb{P}(N = n) = \begin{cases} 1 - f_{ij} & \text{if } n = 0, \\ f_{ij}(f_{jj})^{n-1}(1 - f_{jj}) & \text{if } n \geq 1, \end{cases}$$

and deduce that $\mathbb{P}(N = \infty) = 1$ if and only if $f_{ij} = f_{jj} = 1$.

6. Let i and j be two states of a discrete-time Markov chain. Show that if i communicates with j , then there is positive probability of reaching j from i without revisiting i in the meantime. Deduce that, if the chain is irreducible and persistent, then the probability f_{ij} of ever reaching j from i equals 1 for all i and j .

7. Let $\{X_n : n \geq 0\}$ be a persistent irreducible discrete-time Markov chain on the state space S with transition matrix \mathbf{P} , and let \mathbf{x} be a positive solution of the equation $\mathbf{x} = \mathbf{xP}$.

(a) Show that

$$q_{ij}(n) = \frac{x_j}{x_i} p_{ji}(n), \quad i, j \in S, n \geq 1,$$

defines the n -step transition probabilities of a persistent irreducible Markov chain on S whose first-passage probabilities are given by

$$g_{ij}(n) = \frac{x_j}{x_i} l_{ji}(n), \quad i \neq j, n \geq 1,$$

where $l_{ji}(n) = \mathbb{P}(X_n = i, T > n \mid X_0 = j)$ and $T = \min\{m > 0 : X_m = j\}$.

(b) Show that \mathbf{x} is unique up to a multiplicative constant.

(c) Let $T_j = \min\{n \geq 1 : X_n = j\}$ and define $h_{ij} = \mathbb{P}(T_j \leq T_i \mid X_0 = i)$. Show that $x_i h_{ij} = x_j h_{ji}$ for all $i, j \in S$.

8. **Renewal sequences.** The sequence $u = \{u_n : n \geq 0\}$ is called a 'renewal sequence' if

$$u_0 = 1, \quad u_n = \sum_{i=1}^n f_i u_{n-i} \quad \text{for } n \geq 1,$$

for some collection $f = \{f_n : n \geq 1\}$ of non-negative numbers summing to 1.

(a) Show that u is a renewal sequence if and only if there exists a Markov chain X on a countable state space S such that $u_n = \mathbb{P}(X_n = s \mid X_0 = s)$, for some persistent $s \in S$ and all $n \geq 1$.

(b) Show that if u and v are renewal sequences then so is $\{u_n v_n : n \geq 0\}$.

9. Consider the symmetric random walk in three dimensions on the set of points $\{(x, y, z) : x, y, z = 0, \pm 1, \pm 2, \dots\}$; this process is a sequence $\{\mathbf{X}_n : n \geq 0\}$ of points such that $\mathbb{P}(\mathbf{X}_{n+1} = \mathbf{X}_n + \boldsymbol{\epsilon}) = \frac{1}{6}$ for $\boldsymbol{\epsilon} = (\pm 1, 0, 0), (0, \pm 1, 0), (0, 0, \pm 1)$. Suppose that $\mathbf{X}_0 = (0, 0, 0)$. Show that

$$\mathbb{P}(\mathbf{X}_{2n} = (0, 0, 0)) = \left(\frac{1}{6}\right)^{2n} \sum_{i+j+k=n} \frac{(2n)!}{(i! j! k!)^2} = \left(\frac{1}{2}\right)^{2n} \binom{2n}{n} \sum_{i+j+k=n} \left(\frac{n!}{3^i i! j! k!}\right)^2$$

and deduce by Stirling’s formula that the origin is a transient state.

10. Consider the three-dimensional version of the cancer model (6.12.16). If $\kappa = 1$, are the empires of Theorem (6.12.18) inevitable in this case?

11. Let X be a discrete-time Markov chain with state space $S = \{1, 2\}$, and transition matrix

$$\mathbf{P} = \begin{pmatrix} 1 - \alpha & \alpha \\ \beta & 1 - \beta \end{pmatrix}.$$

Classify the states of the chain. Suppose that $\alpha\beta > 0$ and $\alpha\beta \neq 1$. Find the n -step transition probabilities and show directly that they converge to the unique stationary distribution as $n \rightarrow \infty$. For what values of α and β is the chain reversible in equilibrium?

12. Another diffusion model. N black balls and N white balls are placed in two urns so that each contains N balls. After each unit of time one ball is selected at random from each urn, and the two balls thus selected are interchanged. Let the number of black balls in the first urn denote the state of the system. Write down the transition matrix of this Markov chain and find the unique stationary distribution. Is the chain reversible in equilibrium?

13. Consider a Markov chain on the set $S = \{0, 1, 2, \dots\}$ with transition probabilities $p_{i,i+1} = a_i$, $p_{i,0} = 1 - a_i$, $i \geq 0$, where $(a_i : i \geq 0)$ is a sequence of constants which satisfy $0 < a_i < 1$ for all i . Let $b_0 = 1$, $b_i = a_0 a_1 \cdots a_{i-1}$ for $i \geq 1$. Show that the chain is

- (a) persistent if and only if $b_i \rightarrow 0$ as $i \rightarrow \infty$,
- (b) non-null persistent if and only if $\sum_i b_i < \infty$,

and write down the stationary distribution if the latter condition holds.

Let A and β be positive constants and suppose that $a_i = 1 - A i^{-\beta}$ for all large i . Show that the chain is

- (c) transient if $\beta > 1$,
- (d) non-null persistent if $\beta < 1$.

Finally, if $\beta = 1$ show that the chain is

- (e) non-null persistent if $A > 1$,
- (f) null persistent if $A \leq 1$.

14. Let X be a continuous-time Markov chain with countable state space S and standard semigroup $\{\mathbf{P}_t\}$. Show that $p_{ij}(t)$ is a continuous function of t . Let $g(t) = -\log p_{ii}(t)$; show that g is a continuous function, $g(0) = 0$, and $g(s+t) \leq g(s) + g(t)$. We say that g is ‘subadditive’, and a well known theorem gives the result that

$$\lim_{t \downarrow 0} \frac{g(t)}{t} = \lambda \quad \text{exists and} \quad \lambda = \sup_{t > 0} \frac{g(t)}{t} \leq \infty.$$

Deduce that $g_{ii} = \lim_{t \downarrow 0} t^{-1} \{p_{ii}(t) - 1\}$ exists, but may be $-\infty$.

15. Let X be a continuous-time Markov chain with generator $\mathbf{G} = (g_{ij})$ and suppose that the transition semigroup \mathbf{P}_t satisfies $\mathbf{P}_t = \exp(t\mathbf{G})$. Show that X is irreducible if and only if for any pair i, j of states there exists a sequence k_1, k_2, \dots, k_n of states such that $g_{i,k_1} g_{k_1,k_2} \cdots g_{k_n,j} \neq 0$.

16. (a) Let $X = \{X(t) : -\infty < t < \infty\}$ be a Markov chain with stationary distribution π , and suppose that $X(0)$ has distribution π . We call X *reversible* if X and Y have the same joint distributions, where $Y(t) = X(-t)$.
- If $X(t)$ has distribution π for all t , show that Y is a Markov chain with transition probabilities $p'_{ij}(t) = (\pi_j/\pi_i)p_{ji}(t)$, where the $p_{ji}(t)$ are the transition probabilities of the chain X .
 - If the transition semigroup $\{\mathbf{P}_t\}$ of X is standard with generator \mathbf{G} , show that $\pi_i g_{ij} = \pi_j g_{ji}$ (for all i and j) is a necessary condition for X to be reversible.
 - If $\mathbf{P}_t = \exp(t\mathbf{G})$, show that $X(t)$ has distribution π for all t and that the condition in (ii) is sufficient for the chain to be reversible.
- (b) Show that every irreducible chain X with exactly two states is reversible in equilibrium.
- (c) Show that every birth–death process X having a stationary distribution is reversible in equilibrium.

17. Show that not every discrete-time Markov chain can be imbedded in a continuous-time chain. More precisely, let

$$\mathbf{P} = \begin{pmatrix} \alpha & 1 - \alpha \\ 1 - \alpha & \alpha \end{pmatrix} \quad \text{for some } 0 < \alpha < 1$$

be a transition matrix. Show that there exists a uniform semigroup $\{\mathbf{P}_t\}$ of transition probabilities in continuous time such that $\mathbf{P}_1 = \mathbf{P}$, if and only if $\frac{1}{2} < \alpha < 1$. In this case show that $\{\mathbf{P}_t\}$ is unique and calculate it in terms of α .

18. Consider an immigration–death process $X(t)$, being a birth–death process with rates $\lambda_n = \lambda$, $\mu_n = n\mu$. Show that its generating function $G(s, t) = \mathbb{E}(s^{X(t)})$ is given by

$$G(s, t) = \{1 + (s - 1)e^{-\mu t}\}^I \exp\{\rho(s - 1)(1 - e^{-\mu t})\}$$

where $\rho = \lambda/\mu$ and $X(0) = I$. Deduce the limiting distribution of $X(t)$ as $t \rightarrow \infty$.

19. Let N be a non-homogeneous Poisson process on $\mathbb{R}_+ = [0, \infty)$ with intensity function λ . Write down the forward and backward equations for N , and solve them.

Let $N(0) = 0$, and find the density function of the time T until the first arrival in the process. If $\lambda(t) = c/(1 + t)$, show that $\mathbb{E}(T) < \infty$ if and only if $c > 1$.

20. Successive offers for my house are independent identically distributed random variables X_1, X_2, \dots , having density function f and distribution function F . Let $Y_1 = X_1$, let Y_2 be the first offer exceeding Y_1 , and generally let Y_{n+1} be the first offer exceeding Y_n . Show that Y_1, Y_2, \dots are the times of arrivals in a non-homogeneous Poisson process with intensity function $\lambda(t) = f(t)/(1 - F(t))$. The Y_i are called ‘record values’.

Now let Z_1 be the first offer received which is the second largest to date, and let Z_2 be the second such offer, and so on. Show that the Z_i are the arrival times of a non-homogeneous Poisson process with intensity function λ .

21. Let N be a Poisson process with constant intensity λ , and let Y_1, Y_2, \dots be independent random variables with common characteristic function ϕ and density function f . The process $N^*(t) = Y_1 + Y_2 + \dots + Y_{N(t)}$ is called a *compound* Poisson process. Y_n is the change in the value of N^* at the n th arrival of the Poisson process N . Think of it like this. A ‘random alarm clock’ rings at the arrival times of a Poisson process. At the n th ring the process N^* accumulates an extra quantity Y_n . Write down a forward equation for N^* and hence find the characteristic function of $N^*(t)$. Can you see directly why it has the form which you have found?

22. If the intensity function λ of a non-homogeneous Poisson process N is itself a random process, then N is called a *doubly stochastic* Poisson process (or *Cox process*). Consider the case when $\lambda(t) = \Lambda$ for all t , and Λ is a random variable taking either of two values λ_1 or λ_2 , each being picked with equal probability $\frac{1}{2}$. Find the probability generating function of $N(t)$, and deduce its mean and variance.

23. Show that a simple birth process X with parameter λ is a doubly stochastic Poisson process with intensity function $\lambda(t) = \lambda X(t)$.

24. The Markov chain $X = \{X(t) : t \geq 0\}$ is a birth process whose intensities $\lambda_k(t)$ depend also on the time t and are given by

$$\mathbb{P}(X(t+h) = k+1 \mid X(t) = k) = \frac{1 + \mu k}{1 + \mu t} h + o(h)$$

as $h \downarrow 0$. Show that the probability generating function $G(s, t) = \mathbb{E}(s^{X(t)})$ satisfies

$$\frac{\partial G}{\partial t} = \frac{s-1}{1+\mu t} \left\{ G + \mu s \frac{\partial G}{\partial s} \right\}, \quad 0 < s < 1.$$

Hence find the mean and variance of $X(t)$ when $X(0) = I$.

25. (a) Let X be a birth–death process with strictly positive birth rates $\lambda_0, \lambda_1, \dots$ and death rates μ_1, μ_2, \dots . Let η_i be the probability that $X(t)$ ever takes the value 0 starting from $X(0) = i$. Show that

$$\lambda_j \eta_{j+1} - (\lambda_j + \mu_j) \eta_j + \mu_j \eta_{j-1} = 0, \quad j \geq 1,$$

and deduce that $\eta_i = 1$ for all i so long as $\sum_1^\infty e_j = \infty$ where $e_j = \mu_1 \mu_2 \cdots \mu_j / (\lambda_1 \lambda_2 \cdots \lambda_j)$.

(b) For the discrete-time chain on the non-negative integers with

$$p_{j,j+1} = \frac{(j+1)^2}{j^2 + (j+1)^2} \quad \text{and} \quad p_{j,j-1} = \frac{j^2}{j^2 + (j+1)^2},$$

find the probability that the chain ever visits 0, starting from 1.

26. Find a good necessary condition and a good sufficient condition for the birth–death process X of Problem (6.15.25a) to be honest.

27. Let X be a simple symmetric birth–death process with $\lambda_n = \mu_n = n\lambda$, and let T be the time until extinction. Show that

$$\mathbb{P}(T \leq x \mid X(0) = I) = \left(\frac{\lambda x}{1 + \lambda x} \right)^I,$$

and deduce that extinction is certain if $\mathbb{P}(X(0) < \infty) = 1$.

Show that $\mathbb{P}(\lambda T / I \leq x \mid X(0) = I) \rightarrow e^{-1/x}$ as $I \rightarrow \infty$.

28. Immigration–death with disasters. Let X be an immigration–death–disaster process, that is, a birth–death process with parameters $\lambda_j = \lambda$, $\mu_i = i\mu$, and with the additional possibility of ‘disasters’ which reduce the population to 0. Disasters occur at the times of a Poisson process with intensity δ , independently of all previous births and deaths.

(a) Show that X has a stationary distribution, and find an expression for the generating function of this distribution.

(b) Show that, in equilibrium, the mean of $X(t)$ is $\lambda/(\delta + \mu)$.

29. With any sufficiently nice (Lebesgue measurable, say) subset B of the real line \mathbb{R} is associated a random variable $X(B)$ such that

(i) $X(B)$ takes values in $\{0, 1, 2, \dots\}$,

(ii) if B_1, B_2, \dots, B_n are disjoint then $X(B_1), X(B_2), \dots, X(B_n)$ are independent, and furthermore $X(B_1 \cup B_2) = X(B_1) + X(B_2)$,

(iii) the distribution of $X(B)$ depends only on B through its Lebesgue measure (‘length’) $|B|$, and

$$\frac{\mathbb{P}(X(B) \geq 1)}{\mathbb{P}(X(B) = 1)} \rightarrow 1 \quad \text{as } |B| \rightarrow 0.$$

Show that X is a Poisson process.

30. Poisson forest. Let N be a Poisson process in \mathbb{R}^2 with constant intensity λ , and let $R_{(1)} < R_{(2)} < \dots$ be the ordered distances from the origin of the points of the process.

- (a) Show that $R_{(1)}^2, R_{(2)}^2, \dots$ are the points of a Poisson process on $\mathbb{R}_+ = [0, \infty)$ with intensity $\lambda\pi$.
 (b) Show that $R_{(k)}$ has density function

$$f(r) = \frac{2\pi\lambda r(\lambda\pi r^2)^{k-1}e^{-\lambda\pi r^2}}{(k-1)!}, \quad r > 0.$$

31. Let X be a n -dimensional Poisson process with constant intensity λ . Show that the volume of the largest (n -dimensional) sphere centred at the origin which contains no point of X is exponentially distributed. Deduce the density function of the distance R from the origin to the nearest point of X . Show that $\mathbb{E}(R) = \Gamma(1/n)/\{n(\lambda c)^{1/n}\}$ where c is the volume of the unit ball of \mathbb{R}^n and Γ is the gamma function.

32. A village of $N + 1$ people suffers an epidemic. Let $X(t)$ be the number of ill people at time t , and suppose that $X(0) = 1$ and X is a birth process with rates $\lambda_i = \lambda i(N + 1 - i)$. Let T be the length of time required until every member of the population has succumbed to the illness. Show that

$$\mathbb{E}(T) = \frac{1}{\lambda} \sum_{k=1}^N \frac{1}{k(N+1-k)}$$

and deduce that

$$\mathbb{E}(T) = \frac{2(\log N + \gamma)}{\lambda(N+1)} + O(N^{-2})$$

where γ is Euler's constant. It is striking that $\mathbb{E}(T)$ decreases with N , for large N .

33. A particle has velocity $V(t)$ at time t , where $V(t)$ is assumed to take values in $\{n + \frac{1}{2} : n \geq 0\}$. Transitions during $(t, t + h)$ are possible as follows:

$$\mathbb{P}(V(t+h) = w \mid V(t) = v) = \begin{cases} (v + \frac{1}{2})h + o(h) & \text{if } w = v + 1, \\ 1 - 2vh + o(h) & \text{if } w = v, \\ (v - \frac{1}{2})h + o(h) & \text{if } w = v - 1. \end{cases}$$

Initially $V(0) = \frac{1}{2}$. Let

$$G(s, t) = \sum_{n=0}^{\infty} s^n \mathbb{P}(V(t) = n + \frac{1}{2}).$$

(a) Show that

$$\frac{\partial G}{\partial t} = (1-s)^2 \frac{\partial G}{\partial s} - (1-s)G$$

and deduce that $G(s, t) = \{1 + (1-s)t\}^{-1}$.

(b) Show that the expected length $m_n(T)$ of time for which $V = n + \frac{1}{2}$ during the time interval $[0, T]$ is given by

$$m_n(T) = \int_0^T \mathbb{P}(V(t) = n + \frac{1}{2}) dt$$

and that, for fixed k , $m_k(T) - \log T \rightarrow -\sum_{i=1}^k i^{-1}$ as $T \rightarrow \infty$.

(c) What is the expected velocity of the particle at time t ?

34. A random sequence of non-negative integers $\{X_n : n \geq 0\}$ begins $X_0 = 0, X_1 = 1$, and is produced by

$$X_{n+1} = \begin{cases} X_n + X_{n-1} & \text{with probability } \frac{1}{2}, \\ |X_n - X_{n-1}| & \text{with probability } \frac{1}{2}. \end{cases}$$

Show that $Y_n = (X_{n-1}, X_n)$ is a transient Markov chain, and find the probability of ever reaching $(1, 1)$ from $(1, 2)$.

35. Take a regular hexagon and join opposite corners by straight lines meeting at the point C. A particle performs a symmetric random walk on these 7 vertices, starting at A. Find:

- the probability of return to A without hitting C,
- the expected time to return to A,
- the expected number of visits to C before returning to A,
- the expected time to return to A, given that there is no prior visit to C.

36. Diffusion, osmosis. Markov chains are defined by the following procedures at any time n :

- Bernoulli model.** Two adjacent containers A and B each contain m particles; m are of type I and m are of type II. A particle is selected at random in each container. If they are of opposite types they are exchanged with probability α if the type I is in A, or with probability β if the type I is in B. Let X_n be the number of type I particles in A at time n .
- Ehrenfest dog–flea model.** Two adjacent containers contain m particles in all. A particle is selected at random. If it is in A it is moved to B with probability α , if it is in B it is moved to A with probability β . Let Y_n be the number of particles in A at time n .

In each case find the transition matrix and stationary distribution of the chain.

37. Let X be an irreducible continuous-time Markov chain on the state space S with transition probabilities $p_{jk}(t)$ and unique stationary distribution π , and write $\mathbb{P}(X(t) = j) = a_j(t)$. If $c(x)$ is a concave function, show that $d(t) = \sum_{j \in S} \pi_j c(a_j(t)/\pi_j)$ increases to $c(1)$ as $t \rightarrow \infty$.

38. With the notation of the preceding problem, let $u_k(t) = \mathbb{P}(X(t) = k \mid X(0) = 0)$, and suppose the chain is reversible in equilibrium (see Problem (6.15.16)). Show that $u_0(2t) = \sum_j (\pi_0/\pi_j) u_j(t)^2$, and deduce that $u_0(t)$ decreases to π_0 as $t \rightarrow \infty$.

39. Perturbing a Poisson process. Let Π be the set of points in a Poisson process on \mathbb{R}^d with constant intensity λ . Each point is displaced, where the displacements are independent and identically distributed. Show that the resulting point process is a Poisson process with intensity λ .

40. Perturbations continued. Suppose for convenience in Problem (6.15.39) that the displacements have a continuous distribution function and finite mean, and that $d = 1$. Suppose also that you are at the origin originally, and you move to a in the perturbed process. Let L_R be the number of points formerly on your left that are now on your right, and R_L the number of points formerly on your right that are now on your left. Show that $\mathbb{E}(L_R) = \mathbb{E}(R_L)$ if and only if $a = \mu$ where μ is the mean displacement of a particle.

Deduce that if cars enter the start of a long road at the instants of a Poisson process, having independent identically distributed velocities, then, if you travel at the average speed, in the long run the rate at which you are overtaken by other cars equals the rate at which you overtake other cars.

41. Ants enter a kitchen at the instants of a Poisson process N of rate λ ; they each visit the pantry and then the sink, and leave. The r th ant spends time X_r in the pantry and Y_r in the sink (and $X_r + Y_r$ in the kitchen altogether), where the vectors $V_r = (X_r, Y_r)$ and V_s are independent for $r \neq s$. At time $t = 0$ the kitchen is free of ants. Find the joint distribution of the numbers $A(t)$ of ants in the pantry and $B(t)$ of ants in the sink at time t . Now suppose the ants arrive in pairs at the times of the Poisson process, but then separate to behave independently as above. Find the joint distribution of the numbers of ants in the two locations.

42. Let $\{X_r : r \geq 1\}$ be independent exponential random variables with parameter λ , and set $S_n = \sum_{r=1}^n X_r$. Show that:

- $Y_k = S_k/S_n$, $1 \leq k \leq n-1$, have the same distribution as the order statistics of independent variables $\{U_k : 1 \leq k \leq n-1\}$ which are uniformly distributed on $(0, 1)$,
- $Z_k = X_k/S_n$, $1 \leq k \leq n$, have the same joint distribution as the coordinates of a point (U_1, \dots, U_n) chosen uniformly at random on the simplex $\sum_{r=1}^n u_r = 1$, $u_r \geq 0$ for all r .

43. Let X be a discrete-time Markov chain with a finite number of states and transition matrix $\mathbf{P} = (p_{ij})$ where $p_{ij} > 0$ for all i, j . Show that there exists $\lambda \in (0, 1)$ such that $|p_{ij}(n) - \pi_j| < \lambda^n$, where $\boldsymbol{\pi}$ is the stationary distribution.

44. Under the conditions of Problem (6.15.43), let $V_i(n) = \sum_{r=0}^{n-1} I_{\{X_r=i\}}$ be the number of visits of the chain to i before time n . Show that

$$\mathbb{E} \left(\left| \frac{1}{n} V_i(n) - \pi_i \right|^2 \right) \rightarrow 0 \quad \text{as } n \rightarrow \infty.$$

Show further that, if f is any bounded function on the state space, then

$$\mathbb{E} \left(\left| \frac{1}{n} \sum_{r=0}^{n-1} f(X_r) - \sum_{i \in S} f(i) \pi_i \right|^2 \right) \rightarrow 0.$$

45. Conditional entropy. Let A and $\mathbf{B} = (B_0, B_1, \dots, B_n)$ be a discrete random variable and vector, respectively. The *conditional entropy* of A with respect to \mathbf{B} is defined as $H(A | \mathbf{B}) = \mathbb{E}[\mathbb{E}\{-\log f(A | \mathbf{B}) | \mathbf{B}\}]$ where $f(a | \mathbf{b}) = \mathbb{P}(A = a | \mathbf{B} = \mathbf{b})$. Let X be an aperiodic Markov chain on a finite state space. Show that

$$H(X_{n+1} | X_0, X_1, \dots, X_n) = H(X_{n+1} | X_n),$$

and that

$$H(X_{n+1} | X_n) \rightarrow - \sum_i \pi_i \sum_j p_{ij} \log p_{ij} \quad \text{as } n \rightarrow \infty,$$

if X is aperiodic with a unique stationary distribution $\boldsymbol{\pi}$.

46. Coupling. Let X and Y be independent persistent birth–death processes with the same parameters (and no explosions). It is not assumed that $X_0 = Y_0$. Show that:

- (a) for any $A \subseteq \mathbb{R}$, $|\mathbb{P}(X_t \in A) - \mathbb{P}(Y_t \in A)| \rightarrow 0$ as $t \rightarrow \infty$,
- (b) if $\mathbb{P}(X_0 \leq Y_0) = 1$, then $\mathbb{E}[g(X_t)] \leq \mathbb{E}[g(Y_t)]$ for any increasing function g .

47. Resources. The number of birds in a wood at time t is a continuous-time Markov process X . Food resources impose the constraint $0 \leq X(t) \leq n$. Competition entails that the transition probabilities obey

$$p_{k,k+1}(h) = \lambda(n-k)h + o(h), \quad p_{k,k-1}(h) = \mu kh + o(h).$$

Find $\mathbb{E}(s^{X(t)})$, together with the mean and variance of $X(t)$, when $X(0) = r$. What happens as $t \rightarrow \infty$?

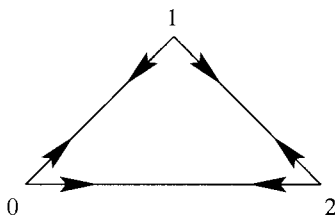
48. Parrando's paradox. A counter performs an irreducible random walk on the vertices 0, 1, 2 of the triangle in the figure beneath, with transition matrix

$$\mathbf{P} = \begin{pmatrix} 0 & p_0 & q_0 \\ q_1 & 0 & p_1 \\ p_2 & q_2 & 0 \end{pmatrix}$$

where $p_i + q_i = 1$ for all i . Show that the stationary distribution $\boldsymbol{\pi}$ has

$$\pi_0 = \frac{1 - q_2 p_1}{3 - q_1 p_0 - q_2 p_1 - q_0 p_2},$$

with corresponding formulae for π_1, π_2 .



Suppose that you gain one peseta for each clockwise step of the walk, and you lose one peseta for each anticlockwise step. Show that, in equilibrium, the mean yield per step is

$$\gamma = \sum_i (2p_i - 1)\pi_i = \frac{3(2p_0p_1p_2 - p_0p_1 - p_1p_2 - p_2p_0 + p_0 + p_1 + p_2 - 1)}{3 - q_1p_0 - q_2p_1 - q_0p_2}.$$

Consider now three cases of this process:

- We have $p_i = \frac{1}{2} - a$ for each i , where $a > 0$. Show that the mean yield per step satisfies $\gamma_A < 0$.
- We have that $p_0 = \frac{1}{10} - a$, $p_1 = p_2 = \frac{3}{4} - a$, where $a > 0$. Show that $\gamma_B < 0$ for sufficiently small a .
- At each step the counter is equally likely to move according to the transition probabilities of case A or case B, the choice being made independently at every step. Show that, in this case, $p_0 = \frac{3}{10} - a$, $p_1 = p_2 = \frac{5}{8} - a$. Show that $\gamma_C > 0$ for sufficiently small a .

The fact that two systematically unfavourable games may be combined to make a favourable game is called Parrando's paradox. Such bets are not available in casinos.

49. Cars arrive at the beginning of a long road in a Poisson stream of rate λ from time $t = 0$ onwards. A car has a fixed velocity $V > 0$ which is a random variable. The velocities of cars are independent and identically distributed, and independent of the arrival process. Cars can overtake each other freely. Show that the number of cars on the first x miles of the road at time t has the Poisson distribution with parameter $\lambda \mathbb{E}[V^{-1} \min\{x, Vt\}]$.

50. Events occur at the times of a Poisson process with intensity λ , and you are offered a bet based on the process. Let $t > 0$. You are required to say the word 'now' immediately after the event which you think will be the last to occur prior to time t . You win if you succeed, otherwise you lose. If no events occur before t you lose. If you have not selected an event before time t you lose.

Consider the strategy in which you choose the first event to occur after a specified time s , where $0 < s < t$.

- Calculate an expression for the probability that you win using this strategy.
- Which value of s maximizes this probability?
- If $\lambda t \geq 1$, show that the probability that you win using this value of s is e^{-1} .

51. A new Oxbridge professor wishes to buy a house, and can afford to spend up to one million pounds. Declining the services of conventional estate agents, she consults her favourite internet property page on which houses are announced at the times of a Poisson process with intensity λ per day. House prices may be assumed to be independent random variables which are uniformly distributed over the interval $(800,000, 2,000,000)$. She decides to view every affordable property announced during the next 30 days. The time spent viewing any given property is uniformly distributed over the range $(1, 2)$ hours. What is the moment generating function of the total time spent viewing houses?

Convergence of random variables

Summary. The many modes of convergence of a sequence of random variables are discussed and placed in context, and criteria are developed for proving convergence. These include standard inequalities, Skorokhod's theorem, the Borel–Cantelli lemmas, and the zero–one law. Laws of large numbers, including the strong law, are proved using elementary arguments. Martingales are defined, and the martingale convergence theorem proved, with applications. The relationship between prediction and conditional expectation is explored, and the condition of uniform integrability described.

7.1 Introduction

Expressions such as ‘in the long run’ and ‘on the average’ are commonplace in everyday usage, and express our faith that the averages of the results of repeated experimentation show less and less random fluctuation as they settle down to some limit.

(1) Example. Buffon's needle (4.5.8). In order to estimate the numerical value of π , Buffon devised the following experiment. Fling a needle a large number n of times onto a ruled plane and count the number S_n of times that the needle intersects a line. In accordance with the result of Example (4.5.8), the proportion S_n/n of intersections is found to be near to the probability $2/\pi$. Thus $X_n = 2n/S_n$ is a plausible estimate for π ; this estimate converges as $n \rightarrow \infty$, and it seems reasonable to write $X_n \rightarrow \pi$ as $n \rightarrow \infty$. ●

(2) Example. Decimal expansion. Any number y satisfying $0 \leq y < 1$ has a decimal expansion

$$y = 0 \cdot y_1 y_2 \cdots = \sum_{j=1}^{\infty} y_j 10^{-j},$$

where each y_j takes some value in the set $\{0, 1, 2, \dots, 9\}$. Now think of y_j as the outcome of a random variable Y_j where $\{Y_j\}$ is a family of independent variables each of which may take any value in $\{0, 1, 2, \dots, 9\}$ with equal probability $\frac{1}{10}$. The quantity

$$Y = \sum_{j=1}^{\infty} Y_j 10^{-j}$$

is a random variable taking values in $[0, 1]$. It seems likely that Y is uniformly distributed on $[0, 1]$, and this turns out to be the case (see Problem (7.11.4)). More rigorously, this amounts to asserting that the sequence $\{X_n\}$ given by

$$X_n = \sum_{j=1}^n Y_j 10^{-j}$$

converges in some sense as $n \rightarrow \infty$ to a limit Y , and that this limit random variable is uniformly distributed on $[0, 1]$. ●

In both these examples we encountered a sequence $\{X_n\}$ of random variables together with the assertion that

$$(3) \quad X_n \rightarrow X \quad \text{as } n \rightarrow \infty$$

for some other random variable X . However, random variables are real-valued functions on some sample space, and so (3) is a statement about the convergence of a sequence of *functions*. It is not immediately clear how such convergence is related to our experience of the theory of convergence of sequences $\{x_n\}$ of real numbers, and so we digress briefly to discuss sequences of functions.

Suppose for example that $f_1(\cdot), f_2(\cdot), \dots$ is a sequence of functions mapping $[0, 1]$ into \mathbb{R} . In what manner may they converge to some limit function f ?

(4) Convergence pointwise. If, for all $x \in [0, 1]$, the sequence $\{f_n(x)\}$ of real numbers satisfies $f_n(x) \rightarrow f(x)$ as $n \rightarrow \infty$ then we say that $f_n \rightarrow f$ *pointwise*. ●

(5) Norm convergence. Let V be a collection of functions mapping $[0, 1]$ into \mathbb{R} , and assume V is endowed with a function $\|\cdot\| : V \rightarrow \mathbb{R}$ satisfying:

- (a) $\|f\| \geq 0$ for all $f \in V$,
- (b) $\|f\| = 0$ if and only if f is the zero function (or equivalent to it, in some sense to be specified),
- (c) $\|af\| = |a| \cdot \|f\|$ for all $a \in \mathbb{R}, f \in V$,
- (d) $\|f + g\| \leq \|f\| + \|g\|$ (this is called the *triangle inequality*).

The function $\|\cdot\|$ is called a *norm*. If $\{f_n\}$ is a sequence of members of V then we say that $f_n \rightarrow f$ *with respect to the norm* $\|\cdot\|$ if

$$\|f_n - f\| \rightarrow 0 \quad \text{as } n \rightarrow \infty.$$

Certain special and important norms are given by the L_p norm

$$\|g\|_p = \left(\int_0^1 |g(x)|^p dx \right)^{1/p}$$

for $p \geq 1$ and any function g satisfying $\|g\|_p < \infty$. ●

(6) Convergence in measure. Let $\epsilon > 0$ be prescribed, and define the ‘distance’ between two functions $g, h : [0, 1] \rightarrow \mathbb{R}$ by

$$d_\epsilon(g, h) = \int_E dx$$

where $E = \{u \in [0, 1] : |g(u) - h(u)| > \epsilon\}$. We say that $f_n \rightarrow f$ in measure if

$$d_\epsilon(f_n, f) \rightarrow 0 \quad \text{as } n \rightarrow \infty \quad \text{for all } \epsilon > 0. \quad \bullet$$

The convergence of $\{f_n\}$ according to one definition does not necessarily imply its convergence according to another. For example, we shall see later that:

- (a) if $f_n \rightarrow f$ pointwise then $f_n \rightarrow f$ in measure, but the converse is not generally true,
- (b) there exist sequences which converge pointwise but not with respect to $\|\cdot\|_1$, and vice versa.

In this chapter we shall see how to adapt these modes of convergence to suit families of *random variables*. Major applications of the ensuing theory include the study of the sequence

$$(7) \quad S_n = X_1 + X_2 + \cdots + X_n$$

of partial sums of an independent identically distributed sequence $\{X_i\}$; the law of large numbers of Section 5.10 will appear as a special case.

It will be clear, from our discussion and the reader's experience, that probability theory is indispensable in descriptions of many processes which occur naturally in the world. Often in such cases we are interested in the future values of the process, and thus in the long-term behaviour within the mathematical model; this is why we need to prove limit theorems for sequences of random variables. Many of these sequences are generated by less tractable operations than, say, the partial sums in (7), and general results such as the law of large numbers may not be enough. It turns out that many other types of sequence are guaranteed to converge; in particular we shall consider later the remarkable theory of 'martingales' which has important applications throughout theoretical and applied probability. This chapter continues in Sections 7.7 and 7.8 with a simple account of the convergence theorem for martingales, together with some examples of its use; these include the asymptotic behaviour of the branching process and provide rigorous derivations of certain earlier remarks (such as (5.4.6)). Conditional expectation is put on a firm footing in Section 7.9.

All readers should follow the chapter up to and including Section 7.4. The subsequent material may be omitted at the first reading.

Exercises for Section 7.1

1. Let $r \geq 1$, and define $\|X\|_r = \{\mathbb{E}|X|^r\}^{1/r}$. Show that:

- (a) $\|cX\|_r = |c| \cdot \|X\|_r$ for $c \in \mathbb{R}$,
- (b) $\|X + Y\|_r \leq \|X\|_r + \|Y\|_r$,
- (c) $\|X\|_r = 0$ if and only if $\mathbb{P}(X = 0) = 1$.

This amounts to saying that $\|\cdot\|_r$ is a norm on the set of equivalence classes of random variables on a given probability space with finite r th moment, the equivalence relation being given by $X \sim Y$ if and only if $\mathbb{P}(X = Y) = 1$.

2. Define $\langle X, Y \rangle = \mathbb{E}(XY)$ for random variables X and Y having finite variance, and define $\|X\| = \sqrt{\langle X, X \rangle}$. Show that:

- (a) $\langle aX + bY, Z \rangle = a\langle X, Z \rangle + b\langle Y, Z \rangle$,
- (b) $\|X + Y\|^2 + \|X - Y\|^2 = 2(\|X\|^2 + \|Y\|^2)$, the *parallelogram property*,
- (c) if $\langle X_i, X_j \rangle = 0$ for all $i \neq j$ then

$$\left\| \sum_{i=1}^n X_i \right\|^2 = \sum_{i=1}^n \|X_i\|^2.$$

3. Let $\epsilon > 0$. Let $g, h : [0, 1] \rightarrow \mathbb{R}$, and define $d_\epsilon(g, h) = \int_E dx$ where $E = \{u \in [0, 1] : |g(u) - h(u)| > \epsilon\}$. Show that d_ϵ does not satisfy the triangle inequality.

4. **Lévy metric.** For two distribution functions F and G , let

$$d(F, G) = \inf\{\delta > 0 : F(x - \delta) - \delta \leq G(x) \leq F(x + \delta) + \delta \text{ for all } x \in \mathbb{R}\}.$$

Show that d is a metric on the space of distribution functions.

5. Find random variables X, X_1, X_2, \dots such that $\mathbb{E}(|X_n - X|^2) \rightarrow 0$ as $n \rightarrow \infty$, but $\mathbb{E}|X_n| = \infty$ for all n .

7.2 Modes of convergence

There are four principal ways of interpreting the statement ' $X_n \rightarrow X$ as $n \rightarrow \infty$ '. Three of these are related to (7.1.4), (7.1.5), and (7.1.6), and the fourth is already familiar to us.

(1) Definition. Let X, X_1, X_2, \dots be random variables on some probability space $(\Omega, \mathcal{F}, \mathbb{P})$. We say:

(a) $X_n \rightarrow X$ **almost surely**, written $X_n \xrightarrow{\text{a.s.}} X$, if $\{\omega \in \Omega : X_n(\omega) \rightarrow X(\omega) \text{ as } n \rightarrow \infty\}$ is an event whose probability is 1,

(b) $X_n \rightarrow X$ **in r th mean**, where $r \geq 1$, written $X_n \xrightarrow{r} X$, if $\mathbb{E}|X_n^r| < \infty$ for all n and

$$\mathbb{E}(|X_n - X|^r) \rightarrow 0 \quad \text{as } n \rightarrow \infty,$$

(c) $X_n \rightarrow X$ **in probability**, written $X_n \xrightarrow{P} X$, if

$$\mathbb{P}(|X_n - X| > \epsilon) \rightarrow 0 \quad \text{as } n \rightarrow \infty \quad \text{for all } \epsilon > 0,$$

(d) $X_n \rightarrow X$ **in distribution**, written $X_n \xrightarrow{D} X$, if

$$\mathbb{P}(X_n \leq x) \rightarrow \mathbb{P}(X \leq x) \quad \text{as } n \rightarrow \infty$$

for all points x at which the function $F_X(x) = \mathbb{P}(X \leq x)$ is continuous.

It is appropriate to make some remarks about the four sections of this potentially bewildering definition.

(a) The natural adaptation of Definition (7.1.4) is to say that $X_n \rightarrow X$ *pointwise* if the set $A = \{\omega \in \Omega : X_n(\omega) \rightarrow X(\omega) \text{ as } n \rightarrow \infty\}$ satisfies $A = \Omega$. Such a condition is of little interest to probabilists since it contains no reference to probabilities. In part (a) of (1) we do not require that A is the whole of Ω , but rather that its complement A^c is a null set. There are several notations for this mode of convergence, and we shall use these later. They include

$$\begin{aligned} X_n &\rightarrow X \text{ almost everywhere, or } X_n \xrightarrow{\text{a.e.}} X, \\ X_n &\rightarrow X \text{ with probability 1, or } X_n \rightarrow X \text{ w.p.1.} \end{aligned}$$

†Many authors avoid this notation since convergence in distribution pertains only to the *distribution function* of X and not to the variable X itself. We use it here for the sake of uniformity of notation, but refer the reader to note (d) below.

(b) It is easy to check by Minkowski's inequality (4.14.27) that

$$\|Y\|_r = (\mathbb{E}|Y^r|)^{1/r} = \left(\int |y|^r dF_Y \right)^{1/r}$$

defines a norm on the collection of random variables with finite r th moment, for any value of $r \geq 1$. Rewrite Definition (7.1.5) with this norm to obtain Definition (1b). Here we shall only consider positive integral values of r , though the subsequent theory can be extended without difficulty to deal with any real r not smaller than 1. Of most use are the values $r = 1$ and $r = 2$, in which cases we write respectively

$$\begin{aligned} X_n &\xrightarrow{1} X, \text{ or } X_n \rightarrow X \text{ in mean, or l.i.m. } X_n = X, \\ X_n &\xrightarrow{2} X, \text{ or } X_n \rightarrow X \text{ in mean square, or } X_n \xrightarrow{\text{m.s.}} X. \end{aligned}$$

(c) The functions of Definition (7.1.6) had a common domain $[0, 1]$; the X_n have a common domain Ω , and the distance function d_ϵ is naturally adapted to become

$$d_\epsilon(Y, Z) = \mathbb{P}(|Y - Z| > \epsilon) = \int_E d\mathbb{P}$$

where $E = \{\omega \in \Omega : |Y(\omega) - Z(\omega)| > \epsilon\}$. This notation will be familiar to those readers with knowledge of the abstract integral of Section 5.6.

(d) We have seen this already in Section 5.9 where we discussed the continuity condition. Further examples of convergence in distribution are to be found in Chapter 6, where we saw, for example, that an irreducible ergodic Markov chain converges in distribution to its unique stationary distribution. Convergence in distribution is also termed *weak convergence* or *convergence in law*. Note that if $X_n \xrightarrow{D} X$ then $X_n \xrightarrow{D} X'$ for any X' which has the same distribution as X .

It is no surprise to learn that the four modes of convergence are not equivalent to each other. You may guess after some reflection that convergence in distribution is the weakest, since it is a condition only on the *distribution functions* of the X_n ; it contains no reference to the *sample space* Ω and no information about, say, the dependence or independence of the X_n . The following example is a partial confirmation of this.

(2) Example. Let X be a Bernoulli variable taking values 0 and 1 with equal probability $\frac{1}{2}$. Let X_1, X_2, \dots be identical random variables given by $X_n = X$ for all n . The X_n are certainly not independent, but $X_n \xrightarrow{D} X$. Let $Y = 1 - X$. Clearly $X_n \xrightarrow{D} Y$ also, since X and Y have the same distribution. However, X_n cannot converge to Y in any other mode because $|X_n - Y| = 1$ always. ●

Cauchy convergence. As in the case of sequences of real numbers, it is often convenient to work with a definition of convergence which does not make explicit reference to the limit. For example, we say that the sequence $\{X_n : n \geq 1\}$ of random variables on the probability space $(\Omega, \mathcal{F}, \mathbb{P})$ is *almost surely Cauchy convergent* if the set of points ω of the sample space for which the real sequence $\{X_n(\omega) : n \geq 1\}$ is Cauchy convergent is an event having probability 1, which is to say that

$$\mathbb{P}\left(\left\{\omega \in \Omega : X_m(\omega) - X_n(\omega) \rightarrow 0 \text{ as } m, n \rightarrow \infty\right\}\right) = 1.$$

(See Appendix I for a brief discussion of the Cauchy convergence of a sequence of real numbers.) Now, a sequence of reals converges if and only if it is Cauchy convergent. Thus, for any $\omega \in \Omega$, the real sequence $\{X_n(\omega) : n \geq 1\}$ converges if and only if it is Cauchy convergent, implying that $\{X_n : n \geq 1\}$ converges almost surely if and only if it is almost surely Cauchy convergent. Other modes of Cauchy convergence appear in Exercise (7.3.1) and Problem (7.11.11).

Here is the chart of implications between the modes of convergence. Learn it well. Statements such as

$$(X_n \xrightarrow{P} X) \Rightarrow (X_n \xrightarrow{D} X)$$

mean that any sequence which converges in probability also converges in distribution to the same limit.

(3) Theorem. *The following implications hold:*

$$\begin{array}{ccc} (X_n \xrightarrow{\text{a.s.}} X) & \Rightarrow & (X_n \xrightarrow{P} X) \Rightarrow (X_n \xrightarrow{D} X) \\ (X_n \xrightarrow{r} X) & \Rightarrow & \end{array}$$

for any $r \geq 1$. Also, if $r > s \geq 1$ then

$$(X_n \xrightarrow{r} X) \Rightarrow (X_n \xrightarrow{s} X).$$

No other implications hold in general†.

The four basic implications of this theorem are of the general form ‘if A holds, then B holds’. The converse implications are false in general, but become true if certain extra conditions are imposed; such partial converses take the form ‘if B holds together with C , then A holds’. These two types of statement are sometimes said to be of the ‘Abelian’ and ‘Tauberian’ types, respectively; these titles are derived from the celebrated theory of the summability of series. Usually, there are many possible choices for appropriate sets C of extra conditions, and it is often difficult to establish attractive ‘corrected converses’.

(4) Theorem.

- If $X_n \xrightarrow{D} c$, where c is constant, then $X_n \xrightarrow{P} c$.
- If $X_n \xrightarrow{P} X$ and $\mathbb{P}(|X_n| \leq k) = 1$ for all n and some k , then $X_n \xrightarrow{r} X$ for all $r \geq 1$.
- If $P_n(\epsilon) = \mathbb{P}(|X_n - X| > \epsilon)$ satisfies $\sum_n P_n(\epsilon) < \infty$ for all $\epsilon > 0$, then $X_n \xrightarrow{\text{a.s.}} X$.

You should become well acquainted with Theorems (3) and (4). The proofs follow as a series of lemmas. These lemmas contain some other relevant and useful results.

Consider briefly the first and principal part of Theorem (3). We may already anticipate some way of showing that convergence in probability implies convergence in distribution, since both modes involve probabilities of the form $\mathbb{P}(Y \leq y)$ for some random variable Y and real y . The other two implications require intermediate steps. Specifically, the relation between convergence in r th mean and convergence in probability requires a link between expectations and distributions. We have to move very carefully in this context; even apparently ‘natural’

†But see (14).

statements may be false. For example, if $X_n \xrightarrow{\text{a.s.}} X$ (and therefore $X_n \xrightarrow{P} X$ also) then it does *not* necessarily follow that $\mathbb{E}X_n \rightarrow \mathbb{E}X$ (see (9) for an instance of this); this matter is explored fully in Section 7.10. The proof of the appropriate stage of Theorem (3) requires Markov's inequality (7).

(5) Lemma. *If $X_n \xrightarrow{P} X$ then $X_n \xrightarrow{D} X$. The converse assertion fails in general[†].*

Proof. Suppose $X_n \xrightarrow{P} X$ and write

$$F_n(x) = \mathbb{P}(X_n \leq x), \quad F(x) = \mathbb{P}(X \leq x),$$

for the distribution functions of X_n and X respectively. If $\epsilon > 0$,

$$\begin{aligned} F_n(x) &= \mathbb{P}(X_n \leq x) = \mathbb{P}(X_n \leq x, X \leq x + \epsilon) + \mathbb{P}(X_n \leq x, X > x + \epsilon) \\ &\leq F(x + \epsilon) + \mathbb{P}(|X_n - X| > \epsilon). \end{aligned}$$

Similarly,

$$\begin{aligned} F(x - \epsilon) &= \mathbb{P}(X \leq x - \epsilon) = \mathbb{P}(X \leq x - \epsilon, X_n \leq x) + \mathbb{P}(X \leq x - \epsilon, X_n > x) \\ &\leq F_n(x) + \mathbb{P}(|X_n - X| > \epsilon). \end{aligned}$$

Thus

$$F(x - \epsilon) - \mathbb{P}(|X_n - X| > \epsilon) \leq F_n(x) \leq F(x + \epsilon) + \mathbb{P}(|X_n - X| > \epsilon).$$

Let $n \rightarrow \infty$ to obtain

$$F(x - \epsilon) \leq \liminf_{n \rightarrow \infty} F_n(x) \leq \limsup_{n \rightarrow \infty} F_n(x) \leq F(x + \epsilon)$$

for all $\epsilon > 0$. If F is continuous at x then

$$F(x - \epsilon) \uparrow F(x) \quad \text{and} \quad F(x + \epsilon) \downarrow F(x) \quad \text{as} \quad \epsilon \downarrow 0,$$

and the result is proved. Example (2) shows that the converse is false. ■

(6) Lemma.

(a) *If $r > s \geq 1$ and $X_n \xrightarrow{r} X$ then $X_n \xrightarrow{s} X$.*

(b) *If $X_n \xrightarrow{1} X$ then $X_n \xrightarrow{P} X$.*

The converse assertions fail in general.

This includes the fact that convergence in r th mean implies convergence in probability. Here is a useful inequality which we shall use in the proof of this lemma.

(7) Lemma. Markov's inequality. *If X is any random variable with finite mean then*

$$\mathbb{P}(|X| \geq a) \leq \frac{\mathbb{E}|X|}{a} \quad \text{for any } a > 0.$$

[†]But see (14).

Proof. Let $A = \{|X| \geq a\}$. Then $|X| \geq aI_A$ where I_A is the indicator function of A . Take expectations to obtain the result. ■

Proof of Lemma (6).

(a) By the result of Problem (4.14.28),

$$[\mathbb{E}(|X_n - X|^s)]^{1/s} \leq [\mathbb{E}(|X_n - X|^r)]^{1/r}$$

and the result follows immediately. To see that the converse fails, define an independent sequence $\{X_n\}$ by

$$(8) \quad X_n = \begin{cases} n & \text{with probability } n^{-\frac{1}{2}(r+s)}, \\ 0 & \text{with probability } 1 - n^{-\frac{1}{2}(r+s)}. \end{cases}$$

It is an easy *exercise* to check that

$$\mathbb{E}|X_n^s| = n^{\frac{1}{2}(s-r)} \rightarrow 0, \quad \mathbb{E}|X_n^r| = n^{\frac{1}{2}(r-s)} \rightarrow \infty.$$

(b) By Markov's inequality (7),

$$\mathbb{P}(|X_n - X| > \epsilon) \leq \frac{\mathbb{E}|X_n - X|}{\epsilon} \quad \text{for all } \epsilon > 0$$

and the result follows immediately. To see that the converse fails, define an independent sequence $\{X_n\}$ by

$$(9) \quad X_n = \begin{cases} n^3 & \text{with probability } n^{-2}, \\ 0 & \text{with probability } 1 - n^{-2}. \end{cases}$$

Then $\mathbb{P}(|X| > \epsilon) = n^{-2}$ for all large n , and so $X_n \xrightarrow{P} 0$. However, $\mathbb{E}|X_n| = n \rightarrow \infty$. ■

(10) Lemma. Let $A_n(\epsilon) = \{|X_n - X| > \epsilon\}$ and $B_m(\epsilon) = \bigcup_{n \geq m} A_n(\epsilon)$. Then:

- (a) $X_n \xrightarrow{\text{a.s.}} X$ if and only if $\mathbb{P}(B_m(\epsilon)) \rightarrow 0$ as $m \rightarrow \infty$, for all $\epsilon > 0$,
- (b) $X_n \xrightarrow{\text{a.s.}} X$ if $\sum_n \mathbb{P}(A_n(\epsilon)) < \infty$ for all $\epsilon > 0$,
- (c) if $X_n \xrightarrow{\text{a.s.}} X$ then $X_n \xrightarrow{P} X$, but the converse fails in general.

Proof.

(a) Let $C = \{\omega \in \Omega : X_n(\omega) \rightarrow X(\omega) \text{ as } n \rightarrow \infty\}$ and let

$$A(\epsilon) = \{\omega \in \Omega : \omega \in A_n(\epsilon) \text{ for infinitely many values of } n\} = \bigcap_m \bigcup_{n=m}^{\infty} A_n(\epsilon).$$

Now $X_n(\omega) \rightarrow X(\omega)$ if and only if $\omega \notin A(\epsilon)$ for all $\epsilon > 0$. Hence $\mathbb{P}(C) = 1$ implies $\mathbb{P}(A(\epsilon)) = 0$ for all $\epsilon > 0$. On the other hand, if $\mathbb{P}(A(\epsilon)) = 0$ for all $\epsilon > 0$, then

$$\begin{aligned} \mathbb{P}(C^c) &= \mathbb{P}\left(\bigcup_{\epsilon > 0} A(\epsilon)\right) = \mathbb{P}\left(\bigcup_{m=1}^{\infty} A(m^{-1})\right) \quad \text{since } A(\epsilon) \subseteq A(\epsilon') \text{ if } \epsilon \geq \epsilon' \\ &\leq \sum_{m=1}^{\infty} \mathbb{P}(A(m^{-1})) = 0. \end{aligned}$$

It follows that $\mathbb{P}(C) = 1$ if and only if $\mathbb{P}(A(\epsilon)) = 0$ for all $\epsilon > 0$.

In addition, $\{B_m(\epsilon) : m \geq 1\}$ is a decreasing sequence of events with limit $A(\epsilon)$ (see Problem (1.8.16)), and therefore $\mathbb{P}(A(\epsilon)) = 0$ if and only if $\mathbb{P}(B_m(\epsilon)) \rightarrow 0$ as $m \rightarrow \infty$.

(b) From the definition of $B_m(\epsilon)$,

$$\mathbb{P}(B_m(\epsilon)) \leq \sum_{n=m}^{\infty} \mathbb{P}(A_n(\epsilon))$$

and so $\mathbb{P}(B_m(\epsilon)) \rightarrow 0$ as $m \rightarrow \infty$ whenever $\sum_n \mathbb{P}(A_n(\epsilon)) < \infty$.

(c) We have that $A_n(\epsilon) \subseteq B_n(\epsilon)$, and therefore $\mathbb{P}(|X_n - X| > \epsilon) = \mathbb{P}(A_n(\epsilon)) \rightarrow 0$ whenever $\mathbb{P}(B_n(\epsilon)) \rightarrow 0$. To see that the converse fails, define an independent sequence $\{X_n\}$ by

$$(11) \quad X_n = \begin{cases} 1 & \text{with probability } n^{-1}, \\ 0 & \text{with probability } 1 - n^{-1}. \end{cases}$$

Clearly $X_n \xrightarrow{P} 0$. However, if $0 < \epsilon < 1$,

$$\begin{aligned} \mathbb{P}(B_m(\epsilon)) &= 1 - \lim_{r \rightarrow \infty} \mathbb{P}(X_n = 0 \text{ for all } n \text{ such that } m \leq n \leq r) && \text{by Lemma (1.3.5)} \\ &= 1 - \left(1 - \frac{1}{m}\right) \left(1 - \frac{1}{m+1}\right) \cdots && \text{by independence} \\ &= 1 - \lim_{M \rightarrow \infty} \left(\frac{m-1}{m} \frac{m}{m+1} \frac{m+1}{m+2} \cdots \frac{M}{M+1}\right) \\ &= 1 - \lim_{M \rightarrow \infty} \frac{m-1}{M+1} = 1 && \text{for all } m, \end{aligned}$$

and so $\{X_n\}$ does not converge almost surely. ■

(12) Lemma. *There exist sequences which:*

- (a) *converge almost surely but not in mean,*
- (b) *converge in mean but not almost surely.*

Proof.

- (a) Consider Example (9). Use (10b) to show that $X_n \xrightarrow{\text{a.s.}} 0$.
- (b) Consider Example (11). ■

This completes the proof of Theorem (3), and we move to Theorem (4).

Proof of Theorem (4).

(a) We have that

$$\mathbb{P}(|X_n - c| > \epsilon) = \mathbb{P}(X_n < c - \epsilon) + \mathbb{P}(X_n > c + \epsilon) \rightarrow 0 \quad \text{if } X_n \xrightarrow{D} c.$$

(b) If $X_n \xrightarrow{P} X$ and $\mathbb{P}(|X_n| \leq k) = 1$ then $\mathbb{P}(|X| \leq k) = 1$ also, since

$$\mathbb{P}(|X| \leq k + \epsilon) = \lim_{n \rightarrow \infty} \mathbb{P}(|X_n| \leq k + \epsilon) = 1$$

for all $\epsilon > 0$. Now, let $A_n(\epsilon) = \{|X_n - X| > \epsilon\}$, with complement $A_n(\epsilon)^c$. Then

$$|X_n - X|^r \leq \epsilon^r I_{A_n(\epsilon)^c} + (2k)^r I_{A_n(\epsilon)}$$

with probability 1. Take expectations to obtain

$$\mathbb{E}(|X_n - X|^r) \leq \epsilon^r + [(2k)^r - \epsilon^r] \mathbb{P}(A_n(\epsilon)) \rightarrow \epsilon^r \quad \text{as } n \rightarrow \infty.$$

Let $\epsilon \downarrow 0$ to obtain that $X_n \xrightarrow{r} X$.

(c) This is just (10b). ■

Note that any sequence $\{X_n\}$ which satisfies $X_n \xrightarrow{P} X$ necessarily contains a subsequence $\{X_{n_i} : 1 \leq i < \infty\}$ which converges almost surely.

(13) Theorem. *If $X_n \xrightarrow{P} X$, there exists a non-random increasing sequence of integers n_1, n_2, \dots such that $X_{n_i} \xrightarrow{\text{a.s.}} X$ as $i \rightarrow \infty$.*

Proof. Since $X_n \xrightarrow{P} X$, we have that

$$\mathbb{P}(|X_n - X| > \epsilon) \rightarrow 0 \quad \text{as } n \rightarrow \infty, \quad \text{for all } \epsilon > 0.$$

Pick an increasing sequence n_1, n_2, \dots of positive integers such that

$$\mathbb{P}(|X_{n_i} - X| > i^{-1}) \leq i^{-2}.$$

For any $\epsilon > 0$,

$$\sum_{i > \epsilon^{-1}} \mathbb{P}(|X_{n_i} - X| > \epsilon) \leq \sum_{i > \epsilon^{-1}} \mathbb{P}(|X_{n_i} - X| > i^{-1}) < \infty$$

and the result follows from (10b). ■

We have seen that convergence in distribution is the weakest mode of convergence since it involves distribution functions only and makes no reference to an underlying probability space (see Theorem (5.9.4) for an equivalent formulation of convergence in distribution which involves distribution functions alone). However, assertions of the form ' $X_n \xrightarrow{D} X$ ' (or equivalently ' $F_n \rightarrow F$ ', where F_n and F are the distribution functions of X_n and X) have important and useful representations in terms of almost sure convergence.

(14) Skorokhod's representation theorem. *If $\{X_n\}$ and X , with distribution functions $\{F_n\}$ and F , are such that*

$$X_n \xrightarrow{D} X \quad (\text{or, equivalently, } F_n \rightarrow F) \quad \text{as } n \rightarrow \infty$$

then there exists a probability space $(\Omega', \mathcal{F}', \mathbb{P}')$ and random variables $\{Y_n\}$ and Y , mapping Ω' into \mathbb{R} , such that:

- (a) $\{Y_n\}$ and Y have distribution functions $\{F_n\}$ and F ,
- (b) $Y_n \xrightarrow{\text{a.s.}} Y$ as $n \rightarrow \infty$.

Therefore, although X_n may fail to converge to X in any mode other than in distribution, there exists a sequence $\{Y_n\}$ such that Y_n is distributed identically to X_n for every n , which converges almost surely to a copy of X . The proof is elementary.

Proof. Let $\Omega' = (0, 1)$, let \mathcal{F}' be the Borel σ -field generated by the intervals of Ω' (see the discussion at the end of Section 4.1), and let \mathbb{P}' be the probability measure induced on \mathcal{F}' by the requirement that, for any interval $I = (a, b) \subseteq \Omega'$, $\mathbb{P}'(I) = (b - a)$; \mathbb{P}' is called *Lebesgue measure*. For $\omega \in \Omega'$, define

$$\begin{aligned} Y_n(\omega) &= \inf\{x : \omega \leq F_n(x)\}, \\ Y(\omega) &= \inf\{x : \omega \leq F(x)\}. \end{aligned}$$

Note that Y_n and Y are essentially the inverse functions of F_n and F since

$$(15) \quad \begin{aligned} \omega \leq F_n(x) &\Leftrightarrow Y_n(\omega) \leq x, \\ \omega \leq F(x) &\Leftrightarrow Y(\omega) \leq x. \end{aligned}$$

It follows immediately that Y_n and Y satisfy (14a) since, for example, from (15)

$$\mathbb{P}'(Y \leq y) = \mathbb{P}'((0, F(y)]) = F(y).$$

To show (14b), proceed as follows. Given $\epsilon > 0$ and $\omega \in \Omega'$, pick a point x of continuity of F such that

$$Y(\omega) - \epsilon < x < Y(\omega).$$

We have by (15) that $F(x) < \omega$. However, $F_n(x) \rightarrow F(x)$ as $n \rightarrow \infty$ and so $F_n(x) < \omega$ for all large n , giving that

$$Y(\omega) - \epsilon < x < Y_n(\omega) \quad \text{for all large } n;$$

now let $n \rightarrow \infty$ and $\epsilon \downarrow 0$ to obtain

$$(16) \quad \liminf_{n \rightarrow \infty} Y_n(\omega) \geq Y(\omega) \quad \text{for all } \omega.$$

Finally, if $\omega < \omega' < 1$, pick a point x of continuity of F such that

$$Y(\omega') < x < Y(\omega') + \epsilon.$$

We have by (15) that $\omega < \omega' \leq F(x)$, and so $\omega < F_n(x)$ for all large n , giving that

$$Y_n(\omega) \leq x < Y(\omega') + \epsilon \quad \text{for all large } n;$$

now let $n \rightarrow \infty$ and $\epsilon \downarrow 0$ to obtain

$$(17) \quad \limsup_{n \rightarrow \infty} Y_n(\omega) \leq Y(\omega') \quad \text{whenever } \omega < \omega'.$$

Combine this with (16) to see that $Y_n(\omega) \rightarrow Y(\omega)$ for all points ω of continuity of Y . However, Y is monotone non-decreasing and so that set D of discontinuities of Y is countable; thus $\mathbb{P}'(D) = 0$ and the proof is complete. ■

We complete this section with two elementary applications of the representation theorem (14). The results in question are standard, but the usual classical proofs are tedious.

(18) Theorem. *If $X_n \xrightarrow{D} X$ and $g : \mathbb{R} \rightarrow \mathbb{R}$ is continuous then $g(X_n) \xrightarrow{D} g(X)$.*

Proof. Let $\{Y_n\}$ and Y be given as in (14). By the continuity of g ,

$$\{\omega : g(Y_n(\omega)) \rightarrow g(Y(\omega))\} \supseteq \{\omega : Y_n(\omega) \rightarrow Y(\omega)\},$$

and so $g(Y_n) \xrightarrow{\text{a.s.}} g(Y)$ as $n \rightarrow \infty$. Therefore $g(Y_n) \xrightarrow{D} g(Y)$; however, $g(Y_n)$ and $g(Y)$ have the same distributions as $g(X_n)$ and $g(X)$. ■

(19) Theorem. *The following three statements are equivalent.*

- (a) $X_n \xrightarrow{D} X$.
- (b) $\mathbb{E}(g(X_n)) \rightarrow \mathbb{E}(g(X))$ for all bounded continuous functions g .
- (c) $\mathbb{E}(g(X_n)) \rightarrow \mathbb{E}(g(X))$ for all functions g of the form $g(x) = f(x)I_{[a,b]}(x)$ where f is continuous on $[a, b]$ and a and b are points of continuity of the distribution function of the random variable X .

Condition (b) is usually taken as the definition of what is called *weak convergence*. It is not important in (c) that g be continuous on the *closed* interval $[a, b]$. The same proof is valid if g in part (c) is of the form $g(x) = f(x)I_{(a,b)}(x)$ where f is bounded and continuous on the open interval (a, b) .

Proof. First we prove that (a) implies (b). Suppose that $X_n \xrightarrow{D} X$ and g is bounded and continuous. By the Skorokhod representation theorem (14), there exist random variables Y, Y_1, Y_2, \dots having the same distributions as X, X_1, X_2, \dots and such that $Y_n \xrightarrow{\text{a.s.}} Y$. Therefore $g(Y_n) \xrightarrow{\text{a.s.}} g(Y)$ by the continuity of g , and furthermore the $g(Y_n)$ are uniformly bounded random variables. We apply the bounded convergence theorem (5.6.12) to deduce that $\mathbb{E}(g(Y_n)) \rightarrow \mathbb{E}(g(Y))$, and (b) follows since $\mathbb{E}(g(Y_n)) = \mathbb{E}(g(X_n))$ and $\mathbb{E}(g(Y)) = \mathbb{E}(g(X))$.

We write C for the set of points of continuity of F_X . Now F_X is monotone and has therefore at most countably many points of discontinuity; hence C^c is countable.

Suppose now that (b) holds. For (c), it suffices to prove that $\mathbb{E}(h(X_n)) \rightarrow \mathbb{E}(h(X))$ for all functions h of the form $h(x) = f(x)I_{(-\infty, b]}(x)$, where f is bounded and continuous, and $b \in C$; the general result follows by an exactly analogous argument. Suppose then that $h(x) = f(x)I_{(-\infty, b]}(x)$ as prescribed. The idea is to approximate to h by a continuous function. For $\delta > 0$, define the continuous functions h' and h'' by

$$h'(x) = \begin{cases} h(x) & \text{if } x \notin (b, b + \delta), \\ \left(1 + \frac{b-x}{\delta}\right) h(b) & \text{if } x \in (b, b + \delta), \end{cases}$$

$$h''(x) = \begin{cases} \left(1 + \frac{x-b}{\delta}\right) h(b) & \text{if } x \in (b - \delta, b), \\ \left(1 + \frac{b-x}{\delta}\right) h(b) & \text{if } x \in [b, b + \delta), \\ 0 & \text{otherwise.} \end{cases}$$

It may be helpful to draw a picture. Now

$$|\mathbb{E}(h(X_n) - h'(X_n))| \leq |\mathbb{E}(h''(X_n))|, \quad |\mathbb{E}(h(X) - h'(X))| \leq |\mathbb{E}(h''(X))|$$

so that

$$\begin{aligned} |\mathbb{E}(h(X_n)) - \mathbb{E}(h(X))| &\leq |\mathbb{E}(h''(X_n))| + |\mathbb{E}(h''(X))| + |\mathbb{E}(h'(X_n)) - \mathbb{E}(h'(X))| \\ &\rightarrow 2|\mathbb{E}(h''(X))| \quad \text{as } n \rightarrow \infty \end{aligned}$$

by assumption (b). We now observe that

$$|\mathbb{E}(h''(X))| \leq |h(b)|\mathbb{P}(b - \delta < X < b + \delta) \rightarrow 0 \quad \text{as } \delta \downarrow 0,$$

by the assumption that $\mathbb{P}(X = b) = 0$. Hence (c) holds.

Suppose finally that (c) holds, and that b is such that $\mathbb{P}(X = b) = 0$. By considering the function $f(x) = 1$ for all x , we have that, if $a \in C$,

$$\begin{aligned} (20) \quad \mathbb{P}(X_n \leq b) &\geq \mathbb{P}(a \leq X_n \leq b) \rightarrow \mathbb{P}(a \leq X \leq b) \quad \text{as } n \rightarrow \infty \\ &\rightarrow \mathbb{P}(X \leq b) \quad \text{as } a \rightarrow -\infty \text{ through } C. \end{aligned}$$

A similar argument, but taking the limit in the other direction, yields for $b' \in C$

$$\begin{aligned} (21) \quad \mathbb{P}(X_n \geq b') &\geq \mathbb{P}(b' \leq X_n \leq c) \quad \text{if } c \geq b' \\ &\rightarrow \mathbb{P}(b' \leq X \leq c) \quad \text{as } n \rightarrow \infty, \text{ if } c \in C \\ &\rightarrow \mathbb{P}(X \geq b') \quad \text{as } c \rightarrow \infty \text{ through } C. \end{aligned}$$

It follows from (20) and (21) that, if $b, b' \in C$ and $b < b'$, then for any $\epsilon > 0$ there exists N such that

$$\mathbb{P}(X \leq b) - \epsilon \leq \mathbb{P}(X_n \leq b) \leq \mathbb{P}(X_n < b') \leq \mathbb{P}(X < b') + \epsilon$$

for all $n \geq N$. Take the limits as $n \rightarrow \infty$ and $\epsilon \downarrow 0$, and $b' \downarrow b$ through C , in that order, to obtain that $\mathbb{P}(X_n \leq b) \rightarrow \mathbb{P}(X \leq b)$ as $n \rightarrow \infty$ if $b \in C$, the required result. ■

Exercises for Section 7.2

- (a) Suppose $X_n \xrightarrow{r} X$ where $r \geq 1$. Show that $\mathbb{E}|X_n^r| \rightarrow \mathbb{E}|X^r|$.

(b) Suppose $X_n \xrightarrow{1} X$. Show that $\mathbb{E}(X_n) \rightarrow \mathbb{E}(X)$. Is the converse true?

(c) Suppose $X_n \xrightarrow{2} X$. Show that $\text{var}(X_n) \rightarrow \text{var}(X)$.
- Dominated convergence.** Suppose $|X_n| \leq Z$ for all n , where $\mathbb{E}(Z) < \infty$. Prove that if $X_n \xrightarrow{P} X$ then $X_n \xrightarrow{1} X$.
- Give a rigorous proof that $\mathbb{E}(XY) = \mathbb{E}(X)\mathbb{E}(Y)$ for any pair X, Y of independent non-negative random variables on $(\Omega, \mathcal{F}, \mathbb{P})$ with finite means. [Hint: For $k \geq 0, n \geq 1$, define $X_n = k/n$ if $k/n \leq X < (k+1)/n$, and similarly for Y_n . Show that X_n and Y_n are independent, and $X_n \leq X$, and $Y_n \leq Y$. Deduce that $\mathbb{E}X_n \rightarrow \mathbb{E}X$ and $\mathbb{E}Y_n \rightarrow \mathbb{E}Y$, and also $\mathbb{E}(X_n Y_n) \rightarrow \mathbb{E}(XY)$.]

4. Show that convergence in distribution is equivalent to convergence with respect to the Lévy metric of Exercise (7.1.4).
5. (a) Suppose that $X_n \xrightarrow{D} X$ and $Y_n \xrightarrow{P} c$, where c is a constant. Show that $X_n Y_n \xrightarrow{D} cX$, and that $X_n/Y_n \xrightarrow{D} X/c$ if $c \neq 0$.
- (b) Suppose that $X_n \xrightarrow{D} 0$ and $Y_n \xrightarrow{P} Y$, and let $g : \mathbb{R}^2 \rightarrow \mathbb{R}$ be such that $g(x, y)$ is a continuous function of y for all x , and $g(x, y)$ is continuous at $x = 0$ for all y . Show that $g(X_n, Y_n) \xrightarrow{P} g(0, Y)$.
- [These results are sometimes referred to as ‘Slutsky’s theorem(s)’.]
6. Let X_1, X_2, \dots be random variables on the probability space $(\Omega, \mathcal{F}, \mathbb{P})$. Show that the set $A = \{\omega \in \Omega : \text{the sequence } X_n(\omega) \text{ converges}\}$ is an event (that is, lies in \mathcal{F}), and that there exists a random variable X (that is, an \mathcal{F} -measurable function $X : \Omega \rightarrow \mathbb{R}$) such that $X_n(\omega) \rightarrow X(\omega)$ for $\omega \in A$.
7. Let $\{X_n\}$ be a sequence of random variables, and let $\{c_n\}$ be a sequence of reals converging to the limit c . For convergence almost surely, in r th mean, in probability, and in distribution, show that the convergence of X_n to X entails the convergence of $c_n X_n$ to cX .
8. Let $\{X_n\}$ be a sequence of independent random variables which converges in probability to the limit X . Show that X is almost surely constant.
9. **Convergence in total variation.** The sequence of discrete random variables X_n , with mass functions f_n , is said to *converge in total variation* to X with mass function f if

$$\sum_x |f_n(x) - f(x)| \rightarrow 0 \quad \text{as } n \rightarrow \infty.$$

Suppose $X_n \rightarrow X$ in total variation, and $u : \mathbb{R} \rightarrow \mathbb{R}$ is bounded. Show that $\mathbb{E}(u(X_n)) \rightarrow \mathbb{E}(u(X))$.

10. Let $\{X_r : r \geq 1\}$ be independent Poisson variables with respective parameters $\{\lambda_r : r \geq 1\}$. Show that $\sum_{r=1}^{\infty} X_r$ converges or diverges almost surely according as $\sum_{r=1}^{\infty} \lambda_r$ converges or diverges.

7.3 Some ancillary results

Next we shall develop some refinements of the methods of the last section; these will prove to be of great value later. There are two areas of interest. The first deals with inequalities and generalizes Markov’s inequality, Lemma (7.2.7). The second deals with infinite families of events and the Borel–Cantelli lemmas; it is related to the result of Theorem (7.2.4c).

Markov’s inequality is easily generalized.

- (1) **Theorem.** Let $h : \mathbb{R} \rightarrow [0, \infty)$ be a non-negative function. Then

$$\mathbb{P}(h(X) \geq a) \leq \frac{\mathbb{E}(h(X))}{a} \quad \text{for all } a > 0.$$

Proof. Denote by A the event $\{h(X) \geq a\}$, so that $h(X) \geq aI_A$. Take expectations to obtain the result. ■

We note some special cases of this.

- (2) **Example. Markov’s inequality.** Set $h(x) = |x|$. ●

(3) **Example†. Chebyshev's inequality.** Set $h(x) = x^2$ to obtain

$$\mathbb{P}(|X| \geq a) \leq \frac{\mathbb{E}(X^2)}{a^2} \quad \text{if } a > 0.$$

This inequality was also discovered by Bienaymé and others. ●

(4) **Example.** More generally, let $g : [0, \infty) \rightarrow [0, \infty)$ be a strictly increasing non-negative function, and set $h(x) = g(|x|)$ to obtain

$$\mathbb{P}(|X| \geq a) \leq \frac{\mathbb{E}(g(|X|))}{g(a)} \quad \text{if } a > 0. \quad \bullet$$

Theorem (1) provides an upper bound for the probability $\mathbb{P}(h(X) \geq a)$. Lower bounds are harder to find in general, but pose no difficulty in the case when h is a uniformly bounded function.

(5) **Theorem.** If $h : \mathbb{R} \rightarrow [0, M]$ is a non-negative function taking values bounded by some number M , then

$$\mathbb{P}(h(X) \geq a) \geq \frac{\mathbb{E}(h(X)) - a}{M - a} \quad \text{whenever } 0 \leq a < M.$$

Proof. Let $A = \{h(X) \geq a\}$ as before and note that $h(X) \leq MI_A + aI_{A^c}$. ●

The reader is left to apply this result to the special cases (2), (3), and (4). This is an appropriate moment to note three other important inequalities. Let X and Y be random variables.

(6) **Theorem. Hölder's inequality.** If $p, q > 1$ and $p^{-1} + q^{-1}$ then

$$\mathbb{E}|XY| \leq (\mathbb{E}|X^p|)^{1/p} (\mathbb{E}|Y^q|)^{1/q}.$$

(7) **Theorem. Minkowski's inequality.** If $p \geq 1$ then

$$[\mathbb{E}(|X + Y|^p)]^{1/p} \leq (\mathbb{E}|X^p|)^{1/p} + (\mathbb{E}|Y^p|)^{1/p}.$$

Proof of (6) and (7). You did these for Problem (4.14.27). ■

(8) **Theorem.** $\mathbb{E}(|X + Y|^p) \leq C_p [\mathbb{E}|X^p| + \mathbb{E}|Y^p|]$ where $p > 0$ and

$$C_p = \begin{cases} 1 & \text{if } 0 < p \leq 1, \\ 2^{p-1} & \text{if } p > 1. \end{cases}$$

†Our transliteration of Чебышев (Chebyshev) is at odds with common practice, but dispenses with the need for clairvoyance in pronunciation.

Proof. It is not difficult to show that $|x + y|^p \leq C_p[|x|^p + |y|^p]$ for all $x, y \in \mathbb{R}$ and $p > 0$. Now complete the details. ■

Inequalities (6) and (7) assert that

$$\begin{aligned} \|XY\|_1 &\leq \|X\|_p \|Y\|_q && \text{if } p^{-1} + q^{-1} = 1, \\ \|X + Y\|_p &\leq \|X\|_p + \|Y\|_p && \text{if } p \geq 1, \end{aligned}$$

where $\|\cdot\|_p$ is the L_p norm $\|X\|_p = (\mathbb{E}|X|^p)^{1/p}$.

Here is an application of these inequalities. It is related to the fact that if $x_n \rightarrow x$ and $y_n \rightarrow y$ then $x_n + y_n \rightarrow x + y$.

(9) Theorem.

- If $X_n \xrightarrow{\text{a.s.}} X$ and $Y_n \xrightarrow{\text{a.s.}} Y$ then $X_n + Y_n \xrightarrow{\text{a.s.}} X + Y$.
- If $X_n \xrightarrow{r} X$ and $Y_n \xrightarrow{r} Y$ then $X_n + Y_n \xrightarrow{r} X + Y$.
- If $X_n \xrightarrow{P} X$ and $Y_n \xrightarrow{P} Y$ then $X_n + Y_n \xrightarrow{P} X + Y$.
- It is not in general true that $X_n + Y_n \xrightarrow{D} X + Y$ whenever $X_n \xrightarrow{D} X$ and $Y_n \xrightarrow{D} Y$.

Proof. You do it. You will need either (7) or (8) to prove part (b). ■

Theorem (7.2.4) contains a criterion for a sequence to converge almost surely. It is a special case of two very useful results called the ‘Borel–Cantelli lemmas’. Let A_1, A_2, \dots be an infinite sequence of events from some probability space $(\Omega, \mathcal{F}, \mathbb{P})$. We shall often be interested in finding out how many of the A_n occur. Recall (Problem (1.8.16)) that the event that infinitely many of the A_n occur, sometimes written $\{A_n \text{ infinitely often}\}$ or $\{A_n \text{ i.o.}\}$, satisfies

$$\{A_n \text{ i.o.}\} = \limsup_{n \rightarrow \infty} A_n = \bigcap_{n=1}^{\infty} \bigcup_{m=n}^{\infty} A_m.$$

(10) Theorem. Borel–Cantelli lemmas. Let $A = \bigcap_n \bigcup_{m=n}^{\infty} A_m$ be the event that infinitely many of the A_n occur. Then:

- $\mathbb{P}(A) = 0$ if $\sum_n \mathbb{P}(A_n) < \infty$,
- $\mathbb{P}(A) = 1$ if $\sum_n \mathbb{P}(A_n) = \infty$ and A_1, A_2, \dots are independent events.

It is easy to see that statement (b) is false if the assumption of independence is dropped. Just consider some event E with $0 < \mathbb{P}(E) < 1$ and define $A_n = E$ for all n . Then $A = E$ and $\mathbb{P}(A) = \mathbb{P}(E)$.

Proof.

- We have that $A \subseteq \bigcup_{m=n}^{\infty} A_m$ for all n , and so

$$\mathbb{P}(A) \leq \sum_{m=n}^{\infty} \mathbb{P}(A_m) \rightarrow 0 \quad \text{as } n \rightarrow \infty,$$

whenever $\sum_n \mathbb{P}(A_n) < \infty$.

- It is an easy *exercise* in set theory to check that

$$A^c = \bigcup_n \bigcap_{m=n}^{\infty} A_m^c.$$

However,

$$\begin{aligned}
 \mathbb{P}\left(\bigcap_{m=n}^{\infty} A_m^c\right) &= \lim_{r \rightarrow \infty} \mathbb{P}\left(\bigcap_{m=n}^r A_m^c\right) && \text{by Lemma (1.3.5)} \\
 &= \prod_{m=n}^{\infty} [1 - \mathbb{P}(A_m)] && \text{by independence} \\
 &\leq \prod_{m=n}^{\infty} \exp[-\mathbb{P}(A_m)] && \text{since } 1 - x \leq e^{-x} \text{ if } x \geq 0 \\
 &= \exp\left(-\sum_{m=n}^{\infty} \mathbb{P}(A_m)\right) = 0
 \end{aligned}$$

whenever $\sum_n \mathbb{P}(A_n) = \infty$. Thus

$$\mathbb{P}(A^c) = \lim_{n \rightarrow \infty} \mathbb{P}\left(\bigcap_{m=n}^{\infty} A_m^c\right) = 0,$$

giving $\mathbb{P}(A) = 1$ as required. ■

(11) Example. Markov chains. Let $\{X_n\}$ be a Markov chain with $X_0 = i$ for some state i . Let $A_n = \{X_n = i\}$ be the event that the chain returns to i after n steps. State i is persistent if and only if $\mathbb{P}(A_n \text{ i.o.}) = 1$. By the first Borel–Cantelli lemma,

$$\mathbb{P}(A_n \text{ i.o.}) = 0 \quad \text{if} \quad \sum_n \mathbb{P}(A_n) < \infty$$

and it follows that i is transient if $\sum_n p_{ii}(n) < \infty$, which is part of an earlier result, Corollary (6.2.4). We cannot establish the converse by this method since the A_n are not independent. ●

If the events A_1, A_2, \dots of Theorem (10) are independent then $\mathbb{P}(A)$ equals either 0 or 1 depending on whether or not $\sum \mathbb{P}(A_n)$ converges. This is an example of a general theorem called a ‘zero–one law’. There are many such results, of which the following is a simple example.

(12) Theorem. Zero–one law. Let A_1, A_2, \dots be a collection of events, and let \mathcal{A} be the smallest σ -field of subsets of Ω which contains all of them. If $A \in \mathcal{A}$ is an event which is independent of the finite collection A_1, A_2, \dots, A_n for each value of n , then

$$\text{either } \mathbb{P}(A) = 0 \quad \text{or} \quad \mathbb{P}(A) = 1.$$

Proof. Roughly speaking, the assertion that A belongs to \mathcal{A} means that A is definable in terms of A_1, A_2, \dots . Examples of such events include B_1, B_2 , and B_3 defined by

$$B_1 = A_7 \setminus A_9, \quad B_2 = A_3 \cup A_6 \cup A_9 \cup \dots, \quad B_3 = \bigcup_n \bigcap_{m=n}^{\infty} A_m.$$

A standard result of measure theory asserts that if $A \in \mathcal{A}$ then there exists a sequence of events $\{C_n\}$ such that

$$(13) \quad C_n \in \mathcal{A}_n \quad \text{and} \quad \mathbb{P}(A \Delta C_n) \rightarrow 0 \quad \text{as } n \rightarrow \infty$$

where \mathcal{A}_n is the smallest σ -field which contains the finite collection A_1, A_2, \dots, A_n . But A is assumed independent of this collection, and so is independent of C_n for all n . From (13),

$$(14) \quad \mathbb{P}(A \cap C_n) \rightarrow \mathbb{P}(A).$$

However, by independence,

$$\mathbb{P}(A \cap C_n) = \mathbb{P}(A)\mathbb{P}(C_n) \rightarrow \mathbb{P}(A)^2$$

which may be combined with (14) to give $\mathbb{P}(A) = \mathbb{P}(A)^2$, and so $\mathbb{P}(A)$ is 0 or 1. \blacksquare

Read on for another zero–one law. Let X_1, X_2, \dots be a collection of random variables on the probability space $(\Omega, \mathcal{F}, \mathbb{P})$. For any subcollection $\{X_i : i \in I\}$, write $\sigma(X_i : i \in I)$ for the smallest σ -field with respect to which each of the variables X_i ($i \in I$) is measurable. This σ -field exists by the argument of Section 1.6. It contains events which are ‘defined in terms of $\{X_i : i \in I\}$ ’. Let $\mathcal{H}_n = \sigma(X_{n+1}, X_{n+2}, \dots)$. Then $\mathcal{H}_n \supseteq \mathcal{H}_{n+1} \supseteq \dots$; write

$$\mathcal{H}_\infty = \bigcap_n \mathcal{H}_n.$$

\mathcal{H}_∞ is called the *tail σ -field* of the X_n and contains events such as

$$\{X_n > 0 \text{ i.o.}\}, \quad \left\{ \limsup_{n \rightarrow \infty} X_n = \infty \right\}, \quad \left\{ \sum_n X_n \text{ converges} \right\},$$

the definitions of which need never refer to any finite subcollection $\{X_1, X_2, \dots, X_n\}$. Events in \mathcal{H}_∞ are called *tail events*.

(15) Theorem. Kolmogorov’s zero–one law. *If X_1, X_2, \dots are independent variables then all events $H \in \mathcal{H}_\infty$ satisfy either $\mathbb{P}(H) = 0$ or $\mathbb{P}(H) = 1$.*

Such a σ -field \mathcal{H}_∞ is called *trivial* since it contains only null events and their complements. You may try to prove this theorem using the techniques in the proof of (12); it is not difficult.

(16) Example. Let X_1, X_2, \dots be independent random variables and let

$$H_1 = \left\{ \omega \in \Omega : \sum_n X_n(\omega) \text{ converges} \right\},$$

$$H_2 = \left\{ \omega \in \Omega : \limsup_{n \rightarrow \infty} X_n(\omega) = \infty \right\}.$$

Each H_i has either probability 0 or probability 1. \bullet

We can associate many other random variables with the sequence X_1, X_2, \dots ; these include

$$Y_1 = \frac{1}{2}(X_3 + X_6), \quad Y_2 = \limsup_{n \rightarrow \infty} X_n, \quad Y_3 = Y_1 + Y_2.$$

We call such a variable Y a *tail function* if it is \mathcal{H}_∞ -measurable, where \mathcal{H}_∞ is the tail σ -field of the X_n . Roughly speaking, Y is a tail function if its definition includes no essential reference to any finite subsequence X_1, X_2, \dots, X_n . The random variables Y_1 and Y_3 are *not* tail functions; can you see why Y_2 is a tail function? More rigorously (see the discussion after Definition (2.1.3)) Y is a tail function if and only if

$$\{\omega \in \Omega : Y(\omega) \leq y\} \in \mathcal{H}_\infty \quad \text{for all } y \in \mathbb{R}.$$

Thus, if \mathcal{H}_∞ is trivial then the distribution function $F_Y(y) = \mathbb{P}(Y \leq y)$ takes the values 0 and 1 only. Such a function is the distribution function of a random variable which is constant (see Example (2.1.7)), and we have shown the following useful result.

(17) Theorem. *Let Y be a tail function of the independent sequence X_1, X_2, \dots . There exists k satisfying $-\infty \leq k \leq \infty$ such that $\mathbb{P}(Y = k) = 1$.*

Proof. Let $k = \inf\{y : \mathbb{P}(Y \leq y) = 1\}$, with the convention that the infimum of an empty set is $+\infty$. Then

$$\mathbb{P}(Y \leq y) = \begin{cases} 0 & \text{if } y < k, \\ 1 & \text{if } y \geq k. \end{cases} \quad \blacksquare$$

(18) Example. Let X_1, X_2, \dots be independent variables with partial sums $S_n = \sum_{i=1}^n X_i$. Then

$$Z_1 = \liminf_{n \rightarrow \infty} \frac{1}{n} S_n, \quad Z_2 = \limsup_{n \rightarrow \infty} \frac{1}{n} S_n$$

are almost surely constant (but possibly infinite). To see this, note that if $m \leq n$ then

$$\frac{1}{n} S_n = \frac{1}{n} \sum_{i=1}^m X_i + \frac{1}{n} \sum_{i=m+1}^n X_i = S_n(1) + S_n(2), \text{ say.}$$

However, $S_n(1) \rightarrow 0$ pointwise as $n \rightarrow \infty$, and so Z_1 and Z_2 depend in no way upon the values of X_1, X_2, \dots, X_m . It follows that the event

$$\left\{ \frac{1}{n} S_n \text{ converges} \right\} = \{Z_1 = Z_2\}$$

has either probability 1 or probability 0. That is, $n^{-1} S_n$ converges either almost everywhere or almost nowhere; this was, of course, deducible from (15) since $\{Z_1 = Z_2\} \in \mathcal{H}_\infty$. \bullet

Exercises for Section 7.3

- Suppose that $X_n \xrightarrow{P} X$. Show that $\{X_n\}$ is *Cauchy convergent in probability* in that, for all $\epsilon > 0$, $\mathbb{P}(|X_n - X_m| > \epsilon) \rightarrow 0$ as $n, m \rightarrow \infty$. In what sense is the converse true?
 - Let $\{X_n\}$ and $\{Y_n\}$ be sequences of random variables such that the pairs (X_i, X_j) and (Y_i, Y_j) have the same distributions for all i, j . If $X_n \xrightarrow{P} X$, show that Y_n converges in probability to some limit Y having the same distribution as X .
- Show that the probability that infinitely many of the events $\{A_n : n \geq 1\}$ occur satisfies $\mathbb{P}(A_n \text{ i.o.}) \geq \limsup_{n \rightarrow \infty} \mathbb{P}(A_n)$.

3. Let $\{S_n : n \geq 0\}$ be a simple random walk which moves to the right with probability p at each step, and suppose that $S_0 = 0$. Write $X_n = S_n - S_{n-1}$.

(a) Show that $\{S_n = 0 \text{ i.o.}\}$ is not a tail event of the sequence $\{X_n\}$.

(b) Show that $\mathbb{P}(S_n = 0 \text{ i.o.}) = 0$ if $p \neq \frac{1}{2}$.

(c) Let $T_n = S_n/\sqrt{n}$, and show that

$$\left\{ \liminf_{n \rightarrow \infty} T_n \leq -x \right\} \cap \left\{ \limsup_{n \rightarrow \infty} T_n \geq x \right\}$$

is a tail event of the sequence $\{X_n\}$, for all $x > 0$, and deduce directly that $\mathbb{P}(S_n = 0 \text{ i.o.}) = 1$ if $p = \frac{1}{2}$.

4. **Hewitt–Savage zero–one law.** Let X_1, X_2, \dots be independent identically distributed random variables. The event A , defined in terms of the X_n , is called *exchangeable* if A is invariant under finite permutations of the coordinates, which is to say that its indicator function I_A satisfies $I_A(X_1, X_2, \dots, X_n, \dots) = I_A(X_{i_1}, X_{i_2}, \dots, X_{i_n}, X_{n+1}, \dots)$ for all $n \geq 1$ and all permutations (i_1, i_2, \dots, i_n) of $(1, 2, \dots, n)$. Show that all exchangeable events A are such that either $\mathbb{P}(A) = 0$ or $\mathbb{P}(A) = 1$.

5. Returning to the simple random walk S of Exercise (3), show that $\{S_n = 0 \text{ i.o.}\}$ is an exchangeable event with respect to the steps of the walk, and deduce from the Hewitt–Savage zero–one law that it has probability either 0 or 1.

6. **Weierstrass’s approximation theorem.** Let $f : [0, 1] \rightarrow \mathbb{R}$ be a continuous function, and let S_n be a random variable having the binomial distribution with parameters n and x . Using the formula $\mathbb{E}(Z) = \mathbb{E}(ZI_A) + \mathbb{E}(ZI_{A^c})$ with $Z = f(x) - f(n^{-1}S_n)$ and $A = \{|n^{-1}S_n - x| > \delta\}$, show that

$$\lim_{n \rightarrow \infty} \sup_{0 \leq x \leq 1} \left| f(x) - \sum_{k=0}^n f(k/n) \binom{n}{k} x^k (1-x)^{n-k} \right| = 0.$$

You have proved Weierstrass’s approximation theorem, which states that every continuous function on $[0, 1]$ may be approximated by a polynomial uniformly over the interval.

7. **Complete convergence.** A sequence X_1, X_2, \dots of random variables is said to be *completely convergent* to X if

$$\sum_n \mathbb{P}(|X_n - X| > \epsilon) < \infty \quad \text{for all } \epsilon > 0.$$

Show that, for sequences of independent variables, complete convergence is equivalent to a.s. convergence. Find a sequence of (dependent) random variables which converges a.s. but not completely.

8. Let X_1, X_2, \dots be independent identically distributed random variables with common mean μ and finite variance. Show that

$$\binom{n}{2}^{-1} \sum_{1 \leq i < j \leq n} X_i X_j \xrightarrow{P} \mu^2 \quad \text{as } n \rightarrow \infty.$$

9. Let $\{X_n : n \geq 1\}$ be independent and exponentially distributed with parameter 1. Show that

$$\mathbb{P} \left(\limsup_{n \rightarrow \infty} \frac{X_n}{\log n} = 1 \right) = 1.$$

10. Let $\{X_n : n \geq 1\}$ be independent $N(0, 1)$ random variables. Show that:

(a) $\mathbb{P} \left(\limsup_{n \rightarrow \infty} \frac{|X_n|}{\sqrt{\log n}} = \sqrt{2} \right) = 1,$

$$(b) \mathbb{P}(X_n > a_n \text{ i.o.}) = \begin{cases} 0 & \text{if } \sum_n \mathbb{P}(X_1 > a_n) < \infty, \\ 1 & \text{if } \sum_n \mathbb{P}(X_1 > a_n) = \infty. \end{cases}$$

11. Construct an example to show that the convergence in distribution of X_n to X does not imply the convergence of the unique medians of the sequence X_n .

12. (i) Let $\{X_r : r \geq 1\}$ be independent, non-negative and identically distributed with infinite mean. Show that $\limsup_{r \rightarrow \infty} X_r/r = \infty$ almost surely.

(ii) Let $\{X_r\}$ be a stationary Markov chain on the positive integers with transition probabilities

$$p_{jk} = \begin{cases} \frac{j}{j+2} & \text{if } k = j+1, \\ \frac{2}{j+2} & \text{if } k = 1. \end{cases}$$

(a) Find the stationary distribution of the chain, and show that it has infinite mean.

(b) Show that $\limsup_{r \rightarrow \infty} X_r/r \leq 1$ almost surely.

13. Let $\{X_r : 1 \leq r \leq n\}$ be independent and identically distributed with mean μ and finite variance σ^2 . Let $\bar{X} = n^{-1} \sum_{r=1}^n X_r$. Show that

$$\frac{\sum_{r=1}^n (X_r - \mu)}{\sqrt{\sum_{r=1}^n (X_r - \bar{X})^2}}$$

converges in distribution to the $N(0, 1)$ distribution as $n \rightarrow \infty$.

7.4 Laws of large numbers

Let $\{X_n\}$ be a sequence of random variables with partial sums $S_n = \sum_{i=1}^n X_i$. We are interested in the asymptotic behaviour of S_n as $n \rightarrow \infty$; this long-term behaviour depends crucially upon the sequence $\{X_i\}$. The general problem may be described as follows. Under what conditions does the following convergence occur?

$$(1) \quad \frac{S_n}{b_n} - a_n \rightarrow S \quad \text{as } n \rightarrow \infty$$

where $a = \{a_n\}$ and $b = \{b_n\}$ are sequences of real numbers, S is a random variable, and the convergence takes place in some mode to be specified.

(2) Example. Let X_1, X_2, \dots be independent identically distributed variables with mean μ and variance σ^2 . By Theorems (5.10.2) and (5.10.4), we have that

$$\frac{S_n}{n} \xrightarrow{D} \mu \quad \text{and} \quad \frac{S_n}{\sigma\sqrt{n}} - \frac{\mu\sqrt{n}}{\sigma} \xrightarrow{D} N(0, 1).$$

There may not be a *unique* collection a, b, S such that (1) occurs. ●

The convergence problem (1) can often be simplified by setting $a_n = 0$ for all n , whenever the X_i have finite means. Just rewrite the problem in terms of $X'_i = X_i - \mathbb{E}X_i$ and $S'_n = S_n - \mathbb{E}S_n$.

The general theory of relations such as (1) is well established and extensive. We shall restrict our attention here to a small but significant part of the theory when the X_i are independent and identically distributed random variables. Suppose for the moment that this is true. We saw in Example (2) that (at least) two types of convergence may be established for such sequences, so long as they have finite second moments. The law of large numbers admits stronger forms than that given in (2). For example, notice that $n^{-1}S_n$ converges in distribution to a constant limit, and use Theorem (7.2.4) to see that $n^{-1}S_n$ converges in probability also. Perhaps we can strengthen this further to include convergence in r th mean, for some r , or almost sure convergence. Indeed, this turns out to be possible when suitable conditions are imposed on the common distribution of the X_i . We shall not use the method of characteristic functions of Chapter 5, preferring to approach the problem more directly in the spirit of Section 7.2.

We shall say that the sequence $\{X_n\}$ obeys the ‘weak law of large numbers’ if there exists a constant μ such that $n^{-1}S_n \xrightarrow{P} \mu$. If the stronger result $n^{-1}S_n \xrightarrow{\text{a.s.}} \mu$ holds, then we call it the ‘strong law of large numbers’. We seek sufficient, and if possible necessary, conditions on the common distribution of the X_i for the weak and strong laws to hold. As the title suggests, the weak law is implied by the strong law, since convergence in probability is implied by almost sure convergence. A sufficient condition for the strong law is given by the following theorem.

(3) Theorem. *Let X_1, X_2, \dots be independent identically distributed random variables with $\mathbb{E}(X_1^2) < \infty$ and $\mathbb{E}(X_1) = \mu$. Then*

$$\frac{1}{n} \sum_{i=1}^n X_i \rightarrow \mu \quad \text{almost surely and in mean square.}$$

This strong law holds whenever the X_i have finite second moment. The proof of mean square convergence is very easy; almost sure convergence is harder to demonstrate (but see Problem (7.11.6) for an easy proof of almost sure convergence subject to the stronger condition that $\mathbb{E}(X_1^4) < \infty$).

Proof. To show mean square convergence, calculate

$$\begin{aligned} \mathbb{E} \left(\left(\frac{1}{n} S_n - \mu \right)^2 \right) &= \mathbb{E} \left(\frac{1}{n^2} (S_n - \mathbb{E}S_n)^2 \right) = \frac{1}{n^2} \text{var} \left(\sum_1^n X_i \right) \\ &= \frac{1}{n^2} \sum_1^n \text{var}(X_i) && \text{by independence and Theorem (3.3.11)} \\ &= \frac{1}{n} \text{var}(X_1) \rightarrow 0 && \text{as } n \rightarrow \infty, \end{aligned}$$

since $\text{var}(X_1) < \infty$ by virtue of the assumption that $\mathbb{E}(X_1^2) < \infty$.

Next we show almost sure convergence. We saw in Theorem (7.2.13) that there necessarily exists a subsequence n_1, n_2, \dots along which $n^{-1}S_n$ converges to μ almost surely; we can find such a subsequence explicitly. Write $n_i = i^2$ and use Chebyshev’s inequality, Example (7.3.3), to find that

$$\mathbb{P} \left(\frac{1}{i^2} |S_{i^2} - i^2\mu| > \epsilon \right) \leq \frac{\text{var}(S_{i^2})}{i^4\epsilon^2} = \frac{\text{var}(X_1)}{i^2\epsilon^2}.$$

Sum over i and use Theorem (7.2.4c) to find that

$$(4) \quad \frac{1}{i^2} S_{i^2} \xrightarrow{\text{a.s.}} \mu \quad \text{as } i \rightarrow \infty.$$

We need to fill in the gaps in this limit process. Suppose for the moment that the X_i are *non-negative*. Then $\{S_n\}$ is monotonic non-decreasing, and so

$$S_{i^2} \leq S_n \leq S_{(i+1)^2} \quad \text{if } i^2 \leq n \leq (i+1)^2.$$

Divide by n to find that

$$\frac{1}{(i+1)^2} S_{i^2} \leq \frac{1}{n} S_n \leq \frac{1}{i^2} S_{(i+1)^2} \quad \text{if } i^2 \leq n \leq (i+1)^2;$$

now let $n \rightarrow \infty$ and use (4), remembering that $i^2/(i+1)^2 \rightarrow 1$ as $i \rightarrow \infty$, to deduce that

$$(5) \quad \frac{1}{n} S_n \xrightarrow{\text{a.s.}} \mu \quad \text{as } n \rightarrow \infty$$

as required, whenever the X_i are non-negative. Finally we lift the non-negativity condition. For general X_i , define random variables X_n^+ , X_n^- by

$$X_n^+(\omega) = \max\{X_n(\omega), 0\}, \quad X_n^-(\omega) = -\min\{X_n(\omega), 0\};$$

then X_n^+ and X_n^- are non-negative and

$$X_n = X_n^+ - X_n^-, \quad \mathbb{E}(X_n) = \mathbb{E}(X_n^+) - \mathbb{E}(X_n^-).$$

Furthermore, $X_n^+ \leq |X_n|$ and $X_n^- \leq |X_n|$, so that $\mathbb{E}((X_1^+)^2) < \infty$ and $\mathbb{E}((X_1^-)^2) < \infty$. Now apply (5) to the sequences $\{X_n^+\}$ and $\{X_n^-\}$ to find, by Theorem (7.3.9a), that

$$\begin{aligned} \frac{1}{n} S_n &= \frac{1}{n} \left(\sum_1^n X_i^+ - \sum_1^n X_i^- \right) \\ &\xrightarrow{\text{a.s.}} \mathbb{E}(X_1^+) - \mathbb{E}(X_1^-) = \mathbb{E}(X_1) \quad \text{as } n \rightarrow \infty. \quad \blacksquare \end{aligned}$$

Is the result of Theorem (3) as sharp as possible? It is not difficult to see that the condition $\mathbb{E}(X_1^2) < \infty$ is both necessary and sufficient for mean square convergence to hold. For almost sure convergence the weaker condition that

$$(6) \quad \mathbb{E}|X_1| < \infty$$

will turn out to be necessary and sufficient, but the proof of this is slightly more difficult and is deferred until the next section. There exist sequences which satisfy the weak law but not the strong law. Indeed, the characteristic function technique (see Section 5.10) can be used to prove the following necessary and sufficient condition for the weak law. We offer no proof, but see Laha and Rohatgi (1979, p. 320), Feller (1971, p. 565), and Problem (7.11.15).

(7) **Theorem.** *The independent identically distributed sequence $\{X_n\}$, with common distribution function F , satisfies*

$$\frac{1}{n} \sum_{i=1}^n X_i \xrightarrow{P} \mu$$

for some constant μ , if and only if one of the following conditions (8) or (9) holds:

$$(8) \quad n\mathbb{P}(|X_1| > n) \rightarrow 0 \quad \text{and} \quad \int_{[-n,n]} x dF \rightarrow \mu \quad \text{as } n \rightarrow \infty,$$

(9) *the characteristic function $\phi(t)$ of the X_j is differentiable at $t = 0$ and $\phi'(0) = i\mu$.*

Of course, the integral in (8) can be rewritten as

$$\int_{[-n,n]} x dF = \mathbb{E}(X_1 | |X_1| \leq n) \mathbb{P}(|X_1| \leq n) = \mathbb{E}(X_1 I_{\{|X_1| \leq n\}}).$$

Thus, a sequence satisfies the weak law but not the strong law whenever (8) holds without (6); as an example of this, suppose the X_j are symmetric (in that X_1 and $-X_1$ have the same distribution) but their common distribution function F satisfies

$$1 - F(x) \sim \frac{1}{x \log x} \quad \text{as } x \rightarrow \infty.$$

Some distributions fail even to satisfy (8).

(10) **Example.** Let the X_j have the Cauchy distribution with density function

$$f(x) = \frac{1}{\pi(1+x^2)}.$$

Then the first part of (8) is violated. Indeed, the characteristic function of $U_n = n^{-1}S_n$ is

$$\phi_{U_n}(t) = \phi_{X_1}\left(\frac{t}{n}\right) \cdots \phi_{X_n}\left(\frac{t}{n}\right) = \left[\exp\left(-\frac{|t|}{n}\right) \right]^n = e^{-|t|}$$

and so U_n itself has the Cauchy distribution for all values of n . In particular, (1) holds with $b_n = n$, $a_n = 0$, where S is Cauchy, and the convergence is in distribution. ●

Exercises for Section 7.4

1. Let X_2, X_3, \dots be independent random variables such that

$$\mathbb{P}(X_n = n) = \mathbb{P}(X_n = -n) = \frac{1}{2n \log n}, \quad \mathbb{P}(X_n = 0) = 1 - \frac{1}{n \log n}.$$

Show that this sequence obeys the weak law but not the strong law, in the sense that $n^{-1} \sum_1^n X_i$ converges to 0 in probability but not almost surely.

2. Construct a sequence $\{X_r : r \geq 1\}$ of independent random variables with zero mean such that $n^{-1} \sum_{r=1}^n X_r \rightarrow -\infty$ almost surely, as $n \rightarrow \infty$.

3. Let N be a spatial Poisson process with constant intensity λ in \mathbb{R}^d , where $d \geq 2$. Let S be the ball of radius r centred at zero. Show that $N(S)/|S| \rightarrow \lambda$ almost surely as $r \rightarrow \infty$, where $|S|$ is the volume of the ball.

7.5 The strong law

This section is devoted to the proof of the strong law of large numbers.

(1) Theorem. Strong law of large numbers. *Let X_1, X_2, \dots be independent identically distributed random variables. Then*

$$\frac{1}{n} \sum_{i=1}^n X_i \rightarrow \mu \text{ almost surely, as } n \rightarrow \infty,$$

for some constant μ , if and only if $\mathbb{E}|X_1| < \infty$. In this case $\mu = \mathbb{E}X_1$.

The traditional proof of this theorem is long and difficult, and proceeds by a generalization of Chebyshev's inequality. We avoid that here, and give a relatively elementary proof which is an adaptation of the method used to prove Theorem (7.4.3). We make use of the technique of *truncation*, used earlier in the proof of the large deviation theorem (5.11.4).

Proof. Suppose first that the X_i are *non-negative* random variables with $\mathbb{E}|X_1| = \mathbb{E}(X_1) < \infty$, and write $\mu = \mathbb{E}(X_1)$. We 'truncate' the X_n to obtain a new sequence $\{Y_n\}$ given by

$$(2) \quad Y_n = X_n I_{\{X_n < n\}} = \begin{cases} X_n & \text{if } X_n < n, \\ 0 & \text{if } X_n \geq n. \end{cases}$$

Note that

$$\sum_n \mathbb{P}(X_n \neq Y_n) = \sum_n \mathbb{P}(X_n \geq n) \leq \mathbb{E}(X_1) < \infty$$

by the result of Problem (4.14.3). Of course, $\mathbb{P}(X_n \geq n) = \mathbb{P}(X_1 \geq n)$ since the X_i are identically distributed. By the first Borel–Cantelli lemma (7.3.10a),

$$\mathbb{P}(X_n \neq Y_n \text{ for infinitely many values of } n) = 0,$$

and so

$$(3) \quad \frac{1}{n} \sum_{i=1}^n (X_i - Y_i) \xrightarrow{\text{a.s.}} 0 \text{ as } n \rightarrow \infty;$$

thus it will suffice to show that

$$(4) \quad \frac{1}{n} \sum_{i=1}^n Y_i \xrightarrow{\text{a.s.}} \mu \text{ as } n \rightarrow \infty.$$

We shall need the following elementary observation. If $\alpha > 1$ and $\beta_k = \lfloor \alpha^k \rfloor$, the integer part of α^k , then there exists $A > 0$ such that

$$(5) \quad \sum_{k=m}^{\infty} \frac{1}{\beta_k^2} \leq \frac{A}{\beta_m^2} \text{ for } m \geq 1.$$

This holds because, for large m , the convergent series on the left side is ‘nearly’ geometric with first term β_m^{-2} . Note also that

$$(6) \quad \frac{\beta_{k+1}}{\beta_k} \rightarrow \alpha \quad \text{as } k \rightarrow \infty.$$

Write $S'_n = \sum_{i=1}^n Y_i$. For $\alpha > 1, \epsilon > 0$, use Chebyshev’s inequality to find that

$$(7) \quad \begin{aligned} \sum_{n=1}^{\infty} \mathbb{P} \left(\frac{1}{\beta_n} |S'_{\beta_n} - \mathbb{E}(S'_{\beta_n})| > \epsilon \right) &\leq \frac{1}{\epsilon^2} \sum_{n=1}^{\infty} \frac{1}{\beta_n^2} \text{var}(S'_{\beta_n}) \\ &= \frac{1}{\epsilon^2} \sum_{n=1}^{\infty} \frac{1}{\beta_n^2} \sum_{i=1}^{\beta_n} \text{var}(Y_i) \quad \text{by independence} \\ &\leq \frac{A}{\epsilon^2} \sum_{i=1}^{\infty} \frac{1}{i^2} \mathbb{E}(Y_i^2) \end{aligned}$$

by changing the order of summation and using (5).

Let $B_{ij} = \{j-1 \leq X_i < j\}$, and note that $\mathbb{P}(B_{ij}) = \mathbb{P}(B_{1j})$. Now

$$(8) \quad \begin{aligned} \sum_{i=1}^{\infty} \frac{1}{i^2} \mathbb{E}(Y_i^2) &= \sum_{i=1}^{\infty} \frac{1}{i^2} \sum_{j=1}^i \mathbb{E}(Y_i^2 I_{B_{ij}}) \quad \text{by (2)} \\ &\leq \sum_{i=1}^{\infty} \frac{1}{i^2} \sum_{j=1}^i j^2 \mathbb{P}(B_{ij}) \\ &\leq \sum_{j=1}^{\infty} j^2 \mathbb{P}(B_{1j}) \frac{2}{j} \leq 2[\mathbb{E}(X_1) + 1] < \infty. \end{aligned}$$

Combine (7) and (8) and use Theorem (7.2.4c) to deduce that

$$(9) \quad \frac{1}{\beta_n} [S'_{\beta_n} - \mathbb{E}(S'_{\beta_n})] \xrightarrow{\text{a.s.}} 0 \quad \text{as } n \rightarrow \infty.$$

Also,

$$\mathbb{E}(Y_n) = \mathbb{E}(X_n I_{\{X_n < n\}}) = \mathbb{E}(X_1 I_{\{X_1 < n\}}) \rightarrow \mathbb{E}(X_1) = \mu$$

as $n \rightarrow \infty$, by monotone convergence (5.6.12). Thus

$$\frac{1}{\beta_n} \mathbb{E}(S'_{\beta_n}) = \frac{1}{\beta_n} \sum_{i=1}^{\beta_n} \mathbb{E}(Y_i) \rightarrow \mu \quad \text{as } n \rightarrow \infty$$

(remember the hint in the proof of Corollary (6.4.22)), yielding from (9) that

$$(10) \quad \frac{1}{\beta_n} S'_{\beta_n} \xrightarrow{\text{a.s.}} \mu \quad \text{as } n \rightarrow \infty;$$

this is a partial demonstration of (4). In order to fill in the gaps, use the fact that the Y_i are non-negative, implying that the sequence $\{S'_n\}$ is monotonic non-decreasing, to deduce that

$$(11) \quad \frac{1}{\beta_{n+1}} S'_{\beta_n} \leq \frac{1}{m} S'_m \leq \frac{1}{\beta_n} S'_{\beta_{n+1}} \quad \text{if } \beta_n \leq m \leq \beta_{n+1}.$$

Let $m \rightarrow \infty$ in (11) and remember (6) to find that

$$(12) \quad \alpha^{-1} \mu \leq \liminf_{m \rightarrow \infty} \frac{1}{m} S'_m \leq \limsup_{m \rightarrow \infty} \frac{1}{m} S'_m \leq \alpha \mu \quad \text{almost surely.}$$

This holds for all $\alpha > 1$; let $\alpha \downarrow 1$ to obtain (4), and deduce by (3) that

$$(13) \quad \frac{1}{n} \sum_{i=1}^n X_i \xrightarrow{\text{a.s.}} \mu \quad \text{as } n \rightarrow \infty$$

whenever the X_i are non-negative. Now proceed exactly as in the proof of Theorem (7.4.3) in order to lift the non-negativity condition. Note that we have proved the main part of the theorem without using the full strength of the independence assumption; we have used only the fact that the X_i are *pairwise* independent.

In order to prove the converse, suppose that $n^{-1} \sum_{i=1}^n X_i \xrightarrow{\text{a.s.}} \mu$. Then $n^{-1} X_n \xrightarrow{\text{a.s.}} 0$ by the theory of convergent real series, and the second Borel–Cantelli lemma (7.3.10b) gives

$$\sum_n \mathbb{P}(|X_n| \geq n) < \infty,$$

since the divergence of this sum would imply that $\mathbb{P}(n^{-1}|X_n| \geq 1 \text{ i.o.}) = 1$ (only here do we use the full assumption of independence). By Problem (4.14.3),

$$\mathbb{E}|X_1| \leq 1 + \sum_{n=1}^{\infty} \mathbb{P}(|X_1| \geq n) = 1 + \sum_{n=1}^{\infty} \mathbb{P}(|X_n| \geq n),$$

and hence $\mathbb{E}|X_1| < \infty$, which completes the proof of the theorem. ■

Exercises for Section 7.5

1. Entropy. The interval $[0, 1]$ is partitioned into n disjoint sub-intervals with lengths p_1, p_2, \dots, p_n , and the *entropy* of this partition is defined to be

$$h = - \sum_{i=1}^n p_i \log p_i.$$

Let X_1, X_2, \dots be independent random variables having the uniform distribution on $[0, 1]$, and let $Z_m(i)$ be the number of the X_1, X_2, \dots, X_m which lie in the i th interval of the partition above. Show that

$$R_m = \prod_{i=1}^n p_i^{Z_m(i)}$$

satisfies $m^{-1} \log R_m \rightarrow -h$ almost surely as $m \rightarrow \infty$.

2. Recurrent events. Catastrophes occur at the times T_1, T_2, \dots where $T_i = X_1 + X_2 + \dots + X_i$ and the X_i are independent identically distributed positive random variables. Let $N(t) = \max\{n : T_n \leq t\}$ be the number of catastrophes which have occurred by time t . Prove that if $\mathbb{E}(X_1) < \infty$ then $N(t) \rightarrow \infty$ and $N(t)/t \rightarrow 1/\mathbb{E}(X_1)$ as $t \rightarrow \infty$, almost surely.

3. Random walk. Let X_1, X_2, \dots be independent identically distributed random variables taking values in the integers \mathbb{Z} and having a finite mean. Show that the Markov chain $S = \{S_n\}$ given by $S_n = \sum_{i=1}^n X_i$ is transient if $\mathbb{E}(X_1) \neq 0$.

7.6 The law of the iterated logarithm

Let $S_n = X_1 + X_2 + \cdots + X_n$ be the partial sum of independent identically distributed variables, as usual, and suppose further that $\mathbb{E}(X_i) = 0$ and $\text{var}(X_i) = 1$ for all i . To date, we have two results about the growth rate of $\{S_n\}$.

Law of large numbers: $\frac{1}{n}S_n \rightarrow 0$ a.s. and in mean square.

Central limit theorem: $\frac{1}{\sqrt{n}}S_n \xrightarrow{D} N(0, 1)$.

Thus the sequence $U_n = S_n/\sqrt{n}$ enjoys a random fluctuation which is asymptotically regularly distributed. Apart from this long-term trend towards the normal distribution, the sequence $\{U_n\}$ may suffer some large but rare fluctuations. The law of the iterated logarithm is an extraordinary result which tells us exactly how large these fluctuations are. First note that, in the language of Section 7.3,

$$U = \limsup_{n \rightarrow \infty} \frac{U_n}{\sqrt{2 \log \log n}}$$

is a tail function of the sequence of the X_i . The zero-one law, Theorem (7.3.17), tells us that there exists a number k , possibly infinite, such that $\mathbb{P}(U = k) = 1$. The next theorem asserts that $k = 1$.

(1) Theorem. Law of the iterated logarithm. *If X_1, X_2, \dots are independent identically distributed random variables with mean 0 and variance 1 then*

$$\mathbb{P} \left(\limsup_{n \rightarrow \infty} \frac{S_n}{\sqrt{2n \log \log n}} = 1 \right) = 1.$$

The proof is long and difficult and is omitted (but see the discussion in Billingsley (1995) or Laha and Rohatgi (1979)). The theorem amounts to the assertion that

$$A_n = \{S_n \geq c\sqrt{2n \log \log n}\}$$

occurs for infinitely many values of n if $c < 1$ and for only finitely many values of n if $c > 1$, with probability 1. It is an immediate corollary of (1) that

$$\mathbb{P} \left(\liminf_{n \rightarrow \infty} \frac{S_n}{\sqrt{2n \log \log n}} = -1 \right) = 1;$$

just apply (1) to the sequence $-X_1, -X_2, \dots$

Exercise for Section 7.6

1. A function $\phi(x)$ is said to belong to the ‘upper class’ if, in the notation of this section, $\mathbb{P}(S_n > \phi(n)\sqrt{n} \text{ i.o.}) = 0$. A consequence of the law of the iterated logarithm is that $\sqrt{\alpha \log \log x}$ is in the upper class for all $\alpha > 2$. Use the first Borel–Cantelli lemma to prove the much weaker fact that $\phi(x) = \sqrt{\alpha \log x}$ is in the upper class for all $\alpha > 2$, in the special case when the X_i are independent $N(0, 1)$ variables.

7.7 Martingales

Many probabilists specialize in limit theorems, and much of applied probability is devoted to finding such results. The accumulated literature is vast and the techniques multifarious. One of the most useful skills for establishing such results is that of martingale divination, because the convergence of martingales is guaranteed.

(1) Example. It is appropriate to discuss an example of the use of the word ‘martingale’ which pertains to gambling, a favourite source of probabilistic illustrations. We are all familiar with the following gambling strategy. A gambler has a large fortune. He wagers £1 on an evens bet. If he loses then he wagers £2 on the next play. If he loses on the n th play then he wagers £ 2^n on the next. Each sum is calculated so that his inevitable ultimate win will cover his lost stakes and profit him by £1. This strategy is called a ‘martingale’. Nowadays casinos do not allow its use, and croupiers have instructions to refuse the bets of those who are seen to practise it. Thackeray’s advice was to avoid its use at all costs, and his reasoning may have had something to do with the following calculation. Suppose the gambler wins for the first time at the N th play. N is a random variable with mass function

$$\mathbb{P}(N = n) = \left(\frac{1}{2}\right)^n$$

and so $\mathbb{P}(N < \infty) = 1$; the gambler is almost surely guaranteed a win in the long run. However, by this time he will have lost an amount £ L with mean value

$$\mathbb{E}(L) = \sum_{n=1}^{\infty} \left(\frac{1}{2}\right)^n (1 + 2 + \cdots + 2^{n-2}) = \infty.$$

He must be prepared to lose a lot of money! And so, of course, must the proprietor of the casino.

The perils of playing the martingale are illustrated by the following two excerpts from the memoirs of G. Casanova recalling his stay in Venice in 1754 (Casanova 1922, Chapter 7).

Playing the martingale, continually doubling my stake, I won every day during the rest of the carnival. I was fortunate enough never to lose the sixth card, and if I had lost it, I should have been without money to play, for I had 2000 sequins on that card. I congratulated myself on having increased the fortune of my dear mistress.

However, some days later:

I still played the martingale, but with such bad luck that I was soon left without a sequin. As I shared my property with my mistress, I was obliged to tell her of my losses, and at her request sold all her diamonds, losing what I got for them; she had now only 500 sequins. There was no more talk of her escaping from the convent, for we had nothing to live on.

Shortly after these events, Casanova was imprisoned by the authorities, until he escaped to organize a lottery for the benefit of both himself and the French treasury in Paris. Before it became merely a spangle, the sequin was an Italian gold coin. ●

In the spirit of this diversion, suppose a gambler wagers repeatedly with an initial capital S_0 , and let S_n be his capital after n plays. We shall think of S_0, S_1, \dots as a sequence of dependent random variables. Before his $(n + 1)$ th wager the gambler knows the numerical values of S_0, S_1, \dots, S_n , but can only guess at the future S_{n+1}, \dots . If the game is fair then, conditional

upon the past information, he will expect no change in his present capital on average. That is to say†,

$$(2) \quad \mathbb{E}(S_{n+1} \mid S_0, S_1, \dots, S_n) = S_n.$$

Most casinos need to pay at least their overheads, and will find a way of changing this equation to

$$\mathbb{E}(S_{n+1} \mid S_0, S_1, \dots, S_n) \leq S_n.$$

The gambler is fortunate indeed if this inequality is reversed. Sequences satisfying (2) are called ‘martingales’, and they have very special and well-studied properties of convergence. They may be discovered within many probabilistic models, and their general theory may be used to establish limit theorems. We shall now abandon the gambling example, and refer disappointed readers to *How to gamble if you must* by L. Dubins and L. Savage, where they may find an account of the gamblers’ ruin theorem.

(3) Definition. A sequence $\{S_n : n \geq 1\}$ is a **martingale** with respect to the sequence $\{X_n : n \geq 1\}$ if, for all $n \geq 1$:

- (a) $\mathbb{E}|S_n| < \infty$,
- (b) $\mathbb{E}(S_{n+1} \mid X_1, X_2, \dots, X_n) = S_n$.

Equation (2) shows that the sequence of gambler’s fortunes is a martingale with respect to itself. The extra generality, introduced by the sequence $\{X_n\}$ in (3), is useful for martingales which arise in the following way. A specified sequence $\{X_n\}$ of random variables, such as a Markov chain, may itself *not* be a martingale. However, it is often possible to find some function ϕ such that $\{S_n = \phi(X_n) : n \geq 1\}$ is a martingale. In this case, the martingale property (2) becomes the assertion that, given the values of X_1, X_2, \dots, X_n , the mean value of $S_{n+1} = \phi(X_{n+1})$ is just $S_n = \phi(X_n)$; that is,

$$(4) \quad \mathbb{E}(S_{n+1} \mid X_1, \dots, X_n) = S_n.$$

Of course, this condition is without meaning unless S_n is some function, say ϕ_n , of X_1, \dots, X_n (that is, $S_n = \phi_n(X_1, \dots, X_n)$) since the conditional expectation in (4) is itself a function of X_1, \dots, X_n . We shall often omit reference to the underlying sequence $\{X_n\}$, asserting merely that $\{S_n\}$ is a martingale.

(5) Example. Branching processes, two martingales. Let Z_n be the size of the n th generation of a branching process, with $Z_0 = 1$. Recall that the probability η that the process ultimately becomes extinct is the smallest non-negative root of the equation $s = G(s)$, where G is the probability generating function of Z_1 . There are (at least) two martingales associated with the process. First, conditional on $Z_n = z_n$, Z_{n+1} is the sum of z_n independent family sizes, and so

$$\mathbb{E}(Z_{n+1} \mid Z_n = z_n) = z_n \mu$$

†Such conditional expectations appear often in this section. Make sure you understand their meanings. This one is the mean value of S_{n+1} , calculated as though S_0, \dots, S_n were already known. Clearly this mean value depends on S_0, \dots, S_n ; so it is a *function* of S_0, \dots, S_n . Assertion (2) is that it has the value S_n . Any detailed account of conditional expectations would probe into the guts of measure theory. We shall avoid that here, but describe some important properties at the end of this section and in Section 7.9.

where $\mu = G'(1)$ is the mean family size. Thus, by the Markov property,

$$\mathbb{E}(Z_{n+1} \mid Z_1, Z_2, \dots, Z_n) = Z_n \mu.$$

Now define $W_n = Z_n / \mathbb{E}(Z_n)$ and remember that $\mathbb{E}(Z_n) = \mu^n$ to obtain

$$\mathbb{E}(W_{n+1} \mid Z_1, \dots, Z_n) = W_n,$$

and so $\{W_n\}$ is a martingale (with respect to $\{Z_n\}$). It is not the only martingale which arises from the branching process. Let $V_n = \eta^{Z_n}$ where η is the probability of ultimate extinction. Surprisingly perhaps, $\{V_n\}$ is a martingale also, as the following indicates. Write $Z_{n+1} = X_1 + X_2 + \dots + X_{Z_n}$ in terms of the family sizes of the members of the n th generation to obtain

$$\begin{aligned} \mathbb{E}(V_{n+1} \mid Z_1, \dots, Z_n) &= \mathbb{E}(\eta^{(X_1 + \dots + X_{Z_n})} \mid Z_1, \dots, Z_n) \\ &= \prod_{i=1}^{Z_n} \mathbb{E}(\eta^{X_i} \mid Z_1, \dots, Z_n) \quad \text{by independence} \\ &= \prod_{i=1}^{Z_n} \mathbb{E}(\eta^{X_i}) = \prod_{i=1}^{Z_n} G(\eta) = \eta^{Z_n} = V_n, \end{aligned}$$

since $\eta = G(\eta)$. These facts are very significant in the study of the long-term behaviour of the branching process. ●

(6) Example. Let X_1, X_2, \dots be independent variables with zero means. We claim that the sequence of partial sums $S_n = X_1 + X_2 + \dots + X_n$ is a martingale (with respect to $\{X_n\}$). For,

$$\begin{aligned} \mathbb{E}(S_{n+1} \mid X_1, \dots, X_n) &= \mathbb{E}(S_n + X_{n+1} \mid X_1, \dots, X_n) \\ &= \mathbb{E}(S_n \mid X_1, \dots, X_n) + \mathbb{E}(X_{n+1} \mid X_1, \dots, X_n) \\ &= S_n + 0, \quad \text{by independence.} \end{aligned} \quad \bullet$$

(7) Example. Markov chains. Let X_0, X_1, \dots be a discrete-time Markov chain taking values in some countable state space S with transition matrix \mathbf{P} . Suppose that $\psi : S \rightarrow \mathbb{R}$ is a bounded function which satisfies

$$(8) \quad \sum_{j \in S} p_{ij} \psi(j) = \psi(i) \quad \text{for all } i \in S.$$

We claim that $S_n = \psi(X_n)$ constitutes a martingale (with respect to $\{X_n\}$). For,

$$\begin{aligned} \mathbb{E}(S_{n+1} \mid X_1, \dots, X_n) &= \mathbb{E}(\psi(X_{n+1}) \mid X_1, \dots, X_n) \\ &= \mathbb{E}(\psi(X_{n+1}) \mid X_n) \quad \text{by the Markov property} \\ &= \sum_{j \in S} p_{X_n, j} \psi(j) \\ &= \psi(X_n) = S_n \quad \text{by (8).} \end{aligned} \quad \bullet$$

(9) **Example.** Let X_1, X_2, \dots be independent variables with zero means, finite variances, and partial sums $S_n = \sum_{i=1}^n X_i$. Define

$$T_n = S_n^2 = \left(\sum_{i=1}^n X_i \right)^2.$$

Then

$$\begin{aligned} \mathbb{E}(T_{n+1} \mid X_1, \dots, X_n) &= \mathbb{E}(S_n^2 + 2S_n X_{n+1} + X_{n+1}^2 \mid X_1, \dots, X_n) \\ &= T_n + 2\mathbb{E}(X_{n+1})\mathbb{E}(S_n \mid X_1, \dots, X_n) + \mathbb{E}(X_{n+1}^2) \\ &\hspace{15em} \text{by independence} \\ &= T_n + \mathbb{E}(X_{n+1}^2) \geq T_n. \end{aligned}$$

Thus $\{T_n\}$ is not a martingale, since it only satisfies (4) with \geq in place of $=$; it is called a ‘submartingale’, and has properties similar to those of a martingale. ●

These examples show that martingales are all around us. They are extremely useful because, subject to a condition on their moments, they always converge; this is ‘Doob’s convergence theorem’ and is the main result of the next section. Martingales are explored in considerable detail in Chapter 12.

Finally, here are some properties of conditional expectation. You need not read them now, but may refer back to them when necessary. Recall that the conditional expectation of X given Y is defined by

$$\mathbb{E}(X \mid Y) = \psi(Y) \quad \text{where} \quad \psi(y) = \mathbb{E}(X \mid Y = y)$$

is the mean of the conditional distribution of X given that $Y = y$. Most of the conditional expectations in this chapter take the form $\mathbb{E}(X \mid \mathbf{Y})$, the mean value of X conditional on the values of the variables in the random vector $\mathbf{Y} = (Y_1, Y_2, \dots, Y_n)$. We stress that $\mathbb{E}(X \mid \mathbf{Y})$ is a function of \mathbf{Y} alone. Expressions such as ‘ $\mathbb{E}(X \mid \mathbf{Y}) = Z$ ’ should sometimes be qualified by ‘almost surely’; we generally omit this qualification.

(10) **Lemma.**

- $\mathbb{E}(X_1 + X_2 \mid \mathbf{Y}) = \mathbb{E}(X_1 \mid \mathbf{Y}) + \mathbb{E}(X_2 \mid \mathbf{Y})$.
- $\mathbb{E}(Xg(\mathbf{Y}) \mid \mathbf{Y}) = g(\mathbf{Y})\mathbb{E}(X \mid \mathbf{Y})$ for (measurable) functions $g : \mathbb{R}^n \rightarrow \mathbb{R}$.
- $\mathbb{E}(X \mid h(\mathbf{Y})) = \mathbb{E}(X \mid \mathbf{Y})$ if $h : \mathbb{R}^n \rightarrow \mathbb{R}^n$ is one-one.

Sketch proof.

- This depends on the linearity of expectation only.
- $\mathbb{E}(Xg(\mathbf{Y}) \mid \mathbf{Y} = \mathbf{y}) = g(\mathbf{y})\mathbb{E}(X \mid \mathbf{Y} = \mathbf{y})$.
- Roughly speaking, knowledge of \mathbf{Y} is interchangeable with knowledge of $h(\mathbf{Y})$, in that

$$\mathbf{Y}(\omega) = \mathbf{y} \text{ if and only if } h(\mathbf{Y}(\omega)) = h(\mathbf{y}), \quad \text{for any } \omega \in \Omega. \quad \blacksquare$$

(11) **Lemma. Tower property.** $\mathbb{E}[\mathbb{E}(X \mid \mathbf{Y}_1, \mathbf{Y}_2) \mid \mathbf{Y}_1] = \mathbb{E}(X \mid \mathbf{Y}_1)$.

Proof. Just write down these expectations as integrals involving conditional distributions to see that the result holds. It is a more general version of Problem (4.14.29). ■

Sometimes we consider the mean value $\mathbb{E}(X | A)$ of a random variable X conditional upon the occurrence of some event A having strictly positive probability. This is just the mean of the corresponding distribution function $F_{X|A}(x) = \mathbb{P}(X \leq x | A)$. We can think of $\mathbb{E}(X | A)$ as a constant random variable with domain $A \subseteq \Omega$; it is undefined at points $\omega \in A^c$. The following result is an application of Lemma (1.4.4).

(12) Lemma. *If $\{B_i : 1 \leq i \leq n\}$ is a partition of A then*

$$\mathbb{E}(X | A)\mathbb{P}(A) = \sum_{i=1}^n \mathbb{E}(X | B_i)\mathbb{P}(B_i).$$

You may like the following proof:

$$\mathbb{E}(X I_A) = \mathbb{E}\left(X \sum_i I_{B_i}\right) = \sum_i \mathbb{E}(X I_{B_i}).$$

Sometimes we consider mixtures of these two types of conditional expectation. These are of the form $\mathbb{E}(X | \mathbf{Y}, A)$ where X, Y_1, \dots, Y_n are random variables and A is an event. Such quantities are defined in the obvious way and have the usual properties. For example, (11) becomes

$$(13) \quad \mathbb{E}(X | A) = \mathbb{E}[\mathbb{E}(X | \mathbf{Y}, A) | A].$$

We shall make some use of the following fact soon. If, in (13), A is an event which is defined in terms of the Y_i (such as $A = \{Y_1 \leq 1\}$ or $A = \{|Y_2 Y_3 - Y_4| > 2\}$) then it is not difficult to see that

$$(14) \quad \mathbb{E}[\mathbb{E}(X | \mathbf{Y}) | A] = \mathbb{E}[\mathbb{E}(X | \mathbf{Y}, A) | A];$$

just note that evaluating the random variable $\mathbb{E}(X | \mathbf{Y}, A)$ at a point $\omega \in \Omega$ yields

$$\mathbb{E}(X | \mathbf{Y}, A)(\omega) \begin{cases} = \mathbb{E}(X | \mathbf{Y})(\omega) & \text{if } \omega \in A \\ \text{is undefined} & \text{if } \omega \notin A. \end{cases}$$

The sequences $\{S_n\}$ of this section satisfy

$$(15) \quad \mathbb{E}|S_n| < \infty, \quad \mathbb{E}(S_{n+1} | X_1, \dots, X_n) = S_n.$$

(16) Lemma. *If $\{S_n\}$ satisfies (15) then:*

- (a) $\mathbb{E}(S_{m+n} | X_1, \dots, X_m) = S_m$ for all $m, n \geq 1$,
- (b) $\mathbb{E}(S_n) = \mathbb{E}(S_1)$ for all n .

Proof.

(a) Use (11) with $X = S_{m+n}$, $\mathbf{Y}_1 = (X_1, \dots, X_m)$, and $\mathbf{Y}_2 = (X_{m+1}, \dots, X_{m+n-1})$ to obtain

$$\begin{aligned} \mathbb{E}(S_{m+n} | X_1, \dots, X_m) &= \mathbb{E}[\mathbb{E}(S_{m+n} | X_1, \dots, X_{m+n-1}) | X_1, \dots, X_m] \\ &= \mathbb{E}(S_{m+n-1} | X_1, \dots, X_m) \end{aligned}$$

and iterate to obtain the result.

- (b) $\mathbb{E}(S_n) = \mathbb{E}(\mathbb{E}(S_n | X_1)) = \mathbb{E}(S_1)$ by (a). ■

For a more satisfactory account of conditional expectation, see Section 7.9.

Exercises for Section 7.7

- Let X_1, X_2, \dots be random variables such that the partial sums $S_n = X_1 + X_2 + \dots + X_n$ determine a martingale. Show that $\mathbb{E}(X_i X_j) = 0$ if $i \neq j$.
- Let Z_n be the size of the n th generation of a branching process with immigration, in which the family sizes have mean $\mu (\neq 1)$ and the mean number of immigrants in each generation is m . Suppose that $\mathbb{E}(Z_0) < \infty$, and show that

$$S_n = \mu^{-n} \left\{ Z_n - m \left(\frac{1 - \mu^n}{1 - \mu} \right) \right\}$$

is a martingale with respect to a suitable sequence of random variables.

- Let X_0, X_1, X_2, \dots be a sequence of random variables with finite means and satisfying $\mathbb{E}(X_{n+1} | X_0, X_1, \dots, X_n) = aX_n + bX_{n-1}$ for $n \geq 1$, where $0 < a, b < 1$ and $a + b = 1$. Find a value of α for which $S_n = \alpha X_n + X_{n-1}$, $n \geq 1$, defines a martingale with respect to the sequence X .
- Let X_n be the net profit to the gambler of betting a unit stake on the n th play in a casino; the X_n may be dependent, but the game is fair in the sense that $\mathbb{E}(X_{n+1} | X_1, X_2, \dots, X_n) = 0$ for all n . The gambler stakes Y on the first play, and thereafter stakes $f_n(X_1, X_2, \dots, X_n)$ on the $(n+1)$ th play, where f_1, f_2, \dots are given functions. Show that her profit after n plays is

$$S_n = \sum_{i=1}^n X_i f_{i-1}(X_1, X_2, \dots, X_{i-1}),$$

where $f_0 = Y$. Show further that the sequence $S = \{S_n\}$ satisfies the martingale condition $\mathbb{E}(S_{n+1} | X_1, X_2, \dots, X_n) = S_n$, $n \geq 1$, if Y is assumed to be known throughout.

7.8 Martingale convergence theorem

This section is devoted to the proof and subsequent applications of the following theorem. It receives a section to itself by virtue of its wealth of applications.

(1) Theorem. *If $\{S_n\}$ is a martingale with $\mathbb{E}(S_n^2) < M < \infty$ for some M and all n , then there exists a random variable S such that S_n converges to S almost surely and in mean square.*

This result has a more general version which, amongst other things,

- deals with submartingales,
- imposes weaker moment conditions,
- explores convergence in mean also,

but the proof of this is more difficult. On the other hand, the proof of (1) is within our grasp, and is only slightly more difficult than the proof of the strong law for independent sequences, Theorem (7.5.1); it mimics the traditional proof of the strong law and begins with a generalization of Chebyshev's inequality. We return to the theory of martingales in much greater generality in Chapter 12.

(2) Theorem. Doob–Kolmogorov inequality. *If $\{S_n\}$ is a martingale with respect to $\{X_n\}$ then*

$$\mathbb{P}\left(\max_{1 \leq i \leq n} |S_i| \geq \epsilon\right) \leq \frac{1}{\epsilon^2} \mathbb{E}(S_n^2) \quad \text{whenever } \epsilon > 0.$$

Proof of (2). Let $A_0 = \Omega$, $A_k = \{|S_i| < \epsilon \text{ for all } i \leq k\}$, and let $B_k = A_{k-1} \cap \{|S_k| \geq \epsilon\}$ be the event that $|S_i| \geq \epsilon$ for the first time when $i = k$. Then

$$A_k \cup \left(\bigcup_{i=1}^k B_i \right) = \Omega.$$

Therefore

$$(3) \quad \mathbb{E}(S_n^2) = \sum_{i=1}^n \mathbb{E}(S_n^2 I_{B_i}) + \mathbb{E}(S_n^2 I_{A_n}) \geq \sum_{i=1}^n \mathbb{E}(S_n^2 I_{B_i}).$$

However,

$$\begin{aligned} \mathbb{E}(S_n^2 I_{B_i}) &= \mathbb{E}((S_n - S_i + S_i)^2 I_{B_i}) \\ &= \mathbb{E}((S_n - S_i)^2 I_{B_i}) + 2\mathbb{E}((S_n - S_i)S_i I_{B_i}) + \mathbb{E}(S_i^2 I_{B_i}) \\ &= \alpha + \beta + \gamma, \text{ say.} \end{aligned}$$

Note that $\alpha \geq 0$ and $\gamma \geq \epsilon^2 \mathbb{P}(B_i)$, because $|S_i| \geq \epsilon$ if B_i occurs. To deal with β , note that

$$\begin{aligned} \mathbb{E}((S_n - S_i)S_i I_{B_i}) &= \mathbb{E}[S_i I_{B_i} \mathbb{E}(S_n - S_i \mid X_1, \dots, X_i)] \quad \text{by Lemma (7.7.10b)} \\ &= 0 \quad \text{by Lemma (7.7.16a),} \end{aligned}$$

since B_i concerns X_1, \dots, X_i only, by the discussion after (7.7.4). Thus (3) becomes

$$\mathbb{E}(S_n^2) \geq \sum_{i=1}^n \epsilon^2 \mathbb{P}(B_i) = \epsilon^2 \mathbb{P}\left(\max_{1 \leq i \leq n} |S_i| \geq \epsilon\right)$$

and the result is shown. ■

Proof of (1). First note that S_m and $(S_{m+n} - S_m)$ are uncorrelated whenever $m, n \geq 1$, since

$$\mathbb{E}(S_m(S_{m+n} - S_m)) = \mathbb{E}[S_m \mathbb{E}(S_{m+n} - S_m \mid X_1, \dots, X_m)] = 0$$

by Lemma (7.7.16). Thus

$$(4) \quad \mathbb{E}(S_{m+n}^2) = \mathbb{E}(S_m^2) + \mathbb{E}((S_{m+n} - S_m)^2).$$

It follows that $\{\mathbb{E}(S_n^2)\}$ is a non-decreasing sequence, which is bounded above, by the assumption in (1); hence we may suppose that the constant M is chosen such that

$$\mathbb{E}(S_n^2) \uparrow M \quad \text{as } n \rightarrow \infty.$$

We shall show that the sequence $\{S_n(\omega) : n \geq 1\}$ is almost-surely Cauchy convergent (see the notes on Cauchy convergence after Example (7.2.2)). Let $C = \{\omega \in \Omega : \{S_n(\omega)\}$

is Cauchy convergent}. For $\omega \in C$, the sequence $S_n(\omega)$ converges as $n \rightarrow \infty$ to some limit $S(\omega)$, and we shall show that $\mathbb{P}(C) = 1$. Note that

$$C = \left\{ \forall \epsilon > 0, \exists m \text{ such that } |S_{m+i} - S_{m+j}| < \epsilon \text{ for all } i, j \geq 1 \right\}.$$

By the triangle inequality

$$|S_{m+i} - S_{m+j}| \leq |S_{m+i} - S_m| + |S_{m+j} - S_m|,$$

so that

$$\begin{aligned} C &= \left\{ \forall \epsilon > 0, \exists m \text{ such that } |S_{m+i} - S_m| < \epsilon \text{ for all } i \geq 1 \right\} \\ &= \bigcap_{\epsilon > 0} \bigcup_m \{ |S_{m+i} - S_m| < \epsilon \text{ for all } i \geq 1 \}. \end{aligned}$$

The complement of C may be expressed as

$$C^c = \bigcup_{\epsilon > 0} \bigcap_m \{ |S_{m+i} - S_m| \geq \epsilon \text{ for some } i \geq 1 \} = \bigcup_{\epsilon > 0} \bigcap_m A_m(\epsilon)$$

where $A_m(\epsilon) = \{ |S_{m+i} - S_m| \geq \epsilon \text{ for some } i \geq 1 \}$. Now $A_m(\epsilon) \subseteq A_m(\epsilon')$ if $\epsilon \geq \epsilon'$, so that

$$\mathbb{P}(C^c) = \lim_{\epsilon \downarrow 0} \mathbb{P} \left(\bigcap_m A_m(\epsilon) \right) \leq \lim_{\epsilon \downarrow 0} \lim_{m \rightarrow \infty} \mathbb{P}(A_m(\epsilon)).$$

In order to prove that $\mathbb{P}(C^c) = 0$ as required, it suffices to show that $\mathbb{P}(A_m(\epsilon)) \rightarrow 0$ as $m \rightarrow \infty$ for all $\epsilon > 0$. To this end we shall use the Doob–Kolmogorov inequality.

For a given choice of m , define the sequence $Y = \{Y_n : n \geq 1\}$ by $Y_n = S_{m+n} - S_m$. It may be checked that Y is a martingale with respect to itself:

$$\begin{aligned} \mathbb{E}(Y_{n+1} | Y_1, \dots, Y_n) &= \mathbb{E}[\mathbb{E}(Y_{n+1} | X_1, \dots, X_{m+n}) | Y_1, \dots, Y_n] \\ &= \mathbb{E}(Y_n | Y_1, \dots, Y_n) = Y_n \end{aligned}$$

by Lemma (7.7.11) and the martingale property. We apply the Doob–Kolmogorov inequality (2) to this martingale to find that

$$\mathbb{P}(|S_{m+i} - S_m| \geq \epsilon \text{ for some } 1 \leq i \leq n) \leq \frac{1}{\epsilon^2} \mathbb{E}((S_{m+n} - S_m)^2).$$

Letting $n \rightarrow \infty$ and using (4) we obtain

$$\mathbb{P}(A_m(\epsilon)) \leq \frac{1}{\epsilon^2} (M - \mathbb{E}(S_m^2)),$$

and hence $\mathbb{P}(A_m(\epsilon)) \rightarrow 0$ as $m \rightarrow \infty$ as required for almost-sure convergence. We have proved that there exists a random variable S such that $S_n \xrightarrow{\text{a.s.}} S$.

It remains only to prove convergence of S_n to S in mean square. For this we need Fatou's lemma (5.6.13). It is the case that

$$\begin{aligned}\mathbb{E}((S_n - S)^2) &= \mathbb{E}\left(\liminf_{m \rightarrow \infty} (S_n - S_m)^2\right) \leq \liminf_{m \rightarrow \infty} \mathbb{E}((S_n - S_m)^2) \\ &= M - \mathbb{E}(S_n^2) \rightarrow 0 \quad \text{as } n \rightarrow \infty,\end{aligned}$$

and the proof is finished. \blacksquare

Here are some applications of the martingale convergence theorem.

(5) Example. Branching processes. Recall Example (7.7.5). By Lemma (5.4.2), $W_n = Z_n/\mathbb{E}(Z_n)$ has second moment

$$\mathbb{E}(W_n^2) = 1 + \frac{\sigma^2(1 - \mu^{-n})}{\mu(\mu - 1)} \quad \text{if } \mu \neq 1$$

where $\sigma^2 = \text{var}(Z_1)$. Thus, if $\mu \neq 1$, there exists a random variable W such that $W_n \xrightarrow{\text{a.s.}} W$, and so $W_n \xrightarrow{D} W$ also; their characteristic functions satisfy $\phi_{W_n}(t) \rightarrow \phi_W(t)$ by Theorem (5.9.5). This makes the discussion at the end of Section 5.4 fully rigorous, and we can rewrite equation (5.4.6) as

$$\phi_W(\mu t) = G(\phi_W(t)). \quad \bullet$$

(6) Example. Markov chains. Suppose that the chain X_0, X_1, \dots of Example (7.7.7) is irreducible and persistent, and let ψ be a bounded function mapping S into \mathbb{R} which satisfies equation (7.7.8). Then the sequence $\{S_n\}$, given by $S_n = \psi(X_n)$, is a martingale and satisfies the condition $\mathbb{E}(S_n^2) \leq M$ for some M , by the boundedness of ψ . For any state i , the event $\{X_n = i\}$ occurs for infinitely many values of n with probability 1. However, $\{S_n = \psi(i)\} \supseteq \{X_n = i\}$ and so

$$S_n \xrightarrow{\text{a.s.}} \psi(i) \quad \text{for all } i,$$

which is clearly impossible unless $\psi(i)$ is the same for all i . We have shown that any bounded solution of equation (7.7.8) is constant. \bullet

(7) Example. Genetic model. Recall Example (6.1.11), which dealt with gene frequencies in the evolution of a population. We encountered there a Markov chain X_0, X_1, \dots taking values in $\{0, 1, \dots, N\}$ with transition probabilities given by

$$(8) \quad p_{ij} = \mathbb{P}(X_{n+1} = j \mid X_n = i) = \binom{N}{j} \left(\frac{i}{N}\right)^j \left(1 - \frac{i}{N}\right)^{N-j}.$$

Then

$$\begin{aligned}\mathbb{E}(X_{n+1} \mid X_0, \dots, X_n) &= \mathbb{E}(X_{n+1} \mid X_n) \quad \text{by the Markov property} \\ &= \sum_j j p_{X_n, j} = X_n\end{aligned}$$

by (8). Thus X_0, X_1, \dots is a martingale. Also, let Y_n be defined by $Y_n = X_n(N - X_n)$, and suppose that $N > 1$. Then

$$\mathbb{E}(Y_{n+1} \mid X_0, \dots, X_n) = \mathbb{E}(Y_{n+1} \mid X_n) \quad \text{by the Markov property}$$

and

$$\mathbb{E}(Y_{n+1} \mid X_n = i) = \sum_j j(N - j)p_{ij} = i(N - i)(1 - N^{-1})$$

by (8). Thus

$$(9) \quad \mathbb{E}(Y_{n+1} \mid X_0, \dots, X_n) = Y_n(1 - N^{-1}),$$

and we see that $\{Y_n\}$ is not itself a martingale. However, set $S_n = Y_n/(1 - N^{-1})^n$ to obtain from (9) that

$$\mathbb{E}(S_{n+1} \mid X_0, \dots, X_n) = S_n;$$

we deduce that $\{S_n\}$ is a martingale.

The martingale $\{X_n\}$ has uniformly bounded second moments, and so there exists an X such that $X_n \xrightarrow{\text{a.s.}} X$. Unlike the previous example, this chain is not irreducible. In fact, 0 and N are absorbing states, and X takes these values only. Can you find the probability $\mathbb{P}(X = 0)$ that the chain is ultimately absorbed at 0? The results of the next section will help you with this.

Finally, what happens when we apply the convergence theorem to $\{S_n\}$? ●

Exercises for Section 7.8

1. Kolmogorov's inequality. Let X_1, X_2, \dots be independent random variables with zero means and finite variances, and let $S_n = X_1 + X_2 + \dots + X_n$. Use the Doob–Kolmogorov inequality to show that

$$\mathbb{P}\left(\max_{1 \leq j \leq n} |S_j| > \epsilon\right) \leq \frac{1}{\epsilon^2} \sum_{j=1}^n \text{var}(X_j) \quad \text{for } \epsilon > 0.$$

2. Let X_1, X_2, \dots be independent random variables such that $\sum_n n^{-2} \text{var}(X_n) < \infty$. Use Kolmogorov's inequality to prove that

$$\sum_{i=1}^n \frac{X_i - \mathbb{E}(X_i)}{i} \xrightarrow{\text{a.s.}} Y \quad \text{as } n \rightarrow \infty,$$

for some finite random variable Y , and deduce that

$$\frac{1}{n} \sum_{i=1}^n (X_i - \mathbb{E}X_i) \xrightarrow{\text{a.s.}} 0 \quad \text{as } n \rightarrow \infty.$$

(You may find Kronecker's lemma to be useful: if (a_n) and (b_n) are real sequences with $b_n \uparrow \infty$ and $\sum_i a_i/b_i < \infty$, then $b_n^{-1} \sum_{i=1}^n a_i \rightarrow 0$ as $n \rightarrow \infty$.)

3. Let S be a martingale with respect to X , such that $\mathbb{E}(S_n^2) < K < \infty$ for some $K \in \mathbb{R}$. Suppose that $\text{var}(S_n) \rightarrow 0$ as $n \rightarrow \infty$, and prove that $S = \lim_{n \rightarrow \infty} S_n$ exists and is constant almost surely.

7.9 Prediction and conditional expectation

Probability theory is not merely an intellectual pursuit, but provides also a framework for estimation and prediction. Practical men and women often need to make decisions based on quantities which are not easily measurable, either because they lie in the future or because of some intrinsic inaccessibility; in doing so they usually make use of some current or feasible observation. Economic examples are commonplace (business trends, inflation rates, and so on); other examples include weather prediction, the climate in prehistoric times, the state of the core of a nuclear reactor, the cause of a disease in an individual or a population, or the paths of celestial bodies. This last problem has the distinction of being amongst the first to be tackled by mathematicians using a modern approach to probability.

At its least complicated, a question of prediction or estimation involves an unknown or unobserved random variable Y , about which we are provided with the value of some (observable) random variable X . The problem is to deduce information about the value of Y from a knowledge of the value of X . Thus we seek a function $h(X)$ which is (in some sense) close to Y ; we write $\hat{Y} = h(X)$ and call \hat{Y} an ‘estimator’ of Y . As we saw in Section 7.1, there are many different ways in which two random variables may be said to be close to one another—pointwise, in r th mean, in probability, and so on. A particular way of especial convenience is to work with the norm given by

$$(1) \quad \|U\|_2 = \sqrt{\mathbb{E}(U^2)},$$

so that the distance between two random variables U and V is

$$(2) \quad \|U - V\|_2 = \sqrt{\mathbb{E}\{(U - V)^2\}};$$

The norm $\|\cdot\|_2$ is often called the L_2 norm, and the corresponding notion of convergence is of course convergence in mean square:

$$(3) \quad \|U_n - U\|_2 \rightarrow 0 \quad \text{if and only if} \quad U_n \xrightarrow{\text{m.s.}} U.$$

This norm is a special case of the ‘ L_p norm’ given by $\|X\|_p = \{\mathbb{E}|X^p|\}^{1/p}$ where $p \geq 1$.

We recall that $\|\cdot\|_2$ satisfies the *triangle inequality*:

$$(4) \quad \|U + V\|_2 \leq \|U\|_2 + \|V\|_2.$$

With this notation, we make the following definition.

(5) Definition. Let X and Y be random variables on $(\Omega, \mathcal{F}, \mathbb{P})$ such that $\mathbb{E}(Y^2) < \infty$. The **minimum mean-squared-error predictor** (or **best predictor**) of Y given X is the function $\hat{Y} = h(X)$ of X for which $\|Y - \hat{Y}\|_2$ is a minimum.

We shall commonly use the term ‘best predictor’ in this context; the word ‘best’ is only shorthand, and should not be interpreted literally.

Let H be the set of all functions of X having finite second moment:

$$(6) \quad H = \{h(X) : h \text{ maps } \mathbb{R} \text{ to } \mathbb{R}, \mathbb{E}(h(X)^2) < \infty\}.$$

The best (or minimum mean-squared-error) predictor of Y is (if it exists) a random variable \hat{Y} belonging to H such that $\mathbb{E}((Y - \hat{Y})^2) \leq \mathbb{E}((Y - Z)^2)$ for all $Z \in H$. Does there exist

such a \widehat{Y} ? The answer is yes, and furthermore there is (essentially) a unique such \widehat{Y} in H . In proving this we shall make use of two properties of H , that it is a linear space, and that it is closed (with respect to the norm $\|\cdot\|_2$); that is to say, for $Z_1, Z_2, \dots \in H$ and $a_1, a_2, \dots \in \mathbb{R}$,

$$(7) \quad a_1 Z_1 + a_2 Z_2 + \dots + a_n Z_n \in H, \quad \text{and}$$

$$(8) \quad \text{if } \|Z_m - Z_n\|_2 \rightarrow 0 \text{ as } m, n \rightarrow \infty, \text{ there exists } Z \in H \text{ such that } Z_n \xrightarrow{\text{m.s.}} Z.$$

(See Exercise (7.9.6a).) More generally, we call a set H of random variables a *closed linear space* (with respect to $\|\cdot\|_2$) if $\|X\|_2 < \infty$ for all $X \in H$, and H satisfies (7) and (8).

(9) Theorem. *Let H be a closed linear space (with respect to $\|\cdot\|_2$) of random variables. Let Y be a random variable on $(\Omega, \mathcal{F}, \mathbb{P})$ with finite variance. There exists a random variable \widehat{Y} in H such that*

$$(10) \quad \|Y - \widehat{Y}\|_2 \leq \|Y - Z\|_2 \quad \text{for all } Z \in H,$$

and which is unique in the sense that $\mathbb{P}(\widehat{Y} = \bar{Y}) = 1$ for any $\bar{Y} \in H$ with $\|Y - \bar{Y}\|_2 = \|Y - \widehat{Y}\|_2$.

Proof. Let $d = \inf\{\|Y - Z\|_2 : Z \in H\}$, and find a sequence Z_1, Z_2, \dots in H such that $\lim_{n \rightarrow \infty} \|Y - Z_n\|_2 = d$. Now, for any $A, B \in H$, the ‘parallelogram rule’ holds†:

$$(11) \quad \|A - B\|_2^2 = 2\left[\|Y - A\|_2^2 - 2\|Y - \frac{1}{2}(A + B)\|_2^2 + \|Y - B\|_2^2\right];$$

to show this, just expand the right side. Note that $\frac{1}{2}(A + B) \in H$ since H is a linear space. Setting $A = Z_m, B = Z_n$, we obtain using the definition of d that

$$\|Z_m - Z_n\|_2^2 \leq 2\left(\|Y - Z_m\|_2^2 - 2d + \|Y - Z_n\|_2^2\right) \rightarrow 0 \quad \text{as } m, n \rightarrow \infty.$$

Therefore $\|Z_m - Z_n\|_2 \rightarrow 0$, so that there exists $\widehat{Y} \in H$ such that $Z_n \xrightarrow{\text{m.s.}} \widehat{Y}$; it is here that we use the fact (8) that H is closed. It follows by the triangle inequality (4) that

$$\|Y - \widehat{Y}\|_2 \leq \|Y - Z_n\|_2 + \|Z_n - \widehat{Y}\|_2 \rightarrow d \quad \text{as } n \rightarrow \infty,$$

so that \widehat{Y} satisfies (10).

Finally, suppose that $\bar{Y} \in H$ satisfies $\|Y - \bar{Y}\|_2 = d$. Apply (11) with $A = \bar{Y}, B = \widehat{Y}$, to obtain

$$\|\bar{Y} - \widehat{Y}\|_2^2 = 4\left[d^2 - \|Y - \frac{1}{2}(\bar{Y} + \widehat{Y})\|_2^2\right] \leq 4(d^2 - d^2) = 0.$$

Hence $\mathbb{E}((\bar{Y} - \widehat{Y})^2) = 0$ and so $\mathbb{P}(\widehat{Y} = \bar{Y}) = 1$. ■

(12) Example. Let Y have mean μ and variance σ^2 . With no information about Y , it is appropriate to ask for the real number h which minimizes $\|Y - h\|_2$. Now $\|Y - h\|_2^2 = \mathbb{E}((Y - h)^2) = \sigma^2 + (\mu - h)^2$, so that μ is the best predictor of Y . The set H of possible estimators is the real line \mathbb{R} . ●

† $\|Z\|_2^2$ denotes $\{\|Z\|_2\}^2$.

(13) Example. Let X_1, X_2, \dots be uncorrelated random variables with zero means and unit variances. It is desired to find the best predictor of Y amongst the class of linear combinations of the X_i . Clearly

$$\begin{aligned} \mathbb{E} \left(\left(Y - \sum_i a_i X_i \right)^2 \right) &= \mathbb{E}(Y^2) - 2 \sum_i a_i \mathbb{E}(X_i Y) + \sum_i a_i^2 \\ &= \mathbb{E}(Y^2) + \sum_i [a_i - \mathbb{E}(X_i Y)]^2 - \sum_i \mathbb{E}(X_i Y)^2. \end{aligned}$$

This is a minimum when $a_i = \mathbb{E}(X_i Y)$ for all i , so that $\hat{Y} = \sum_i X_i \mathbb{E}(X_i Y)$. (*Exercise:* Prove that $\mathbb{E}(\hat{Y}^2) < \infty$.) This is seen best in the following light. Thinking of the X_i as orthogonal (that is, uncorrelated) unit vectors in the space H of linear combinations of the X_i , we have found that \hat{Y} is the weighted average of the X_i , weighted in proportion to the magnitudes of their ‘projections’ onto Y . The geometry of this example is relevant to Theorem (14). ●

(14) Projection theorem. Let H be a closed linear space (with respect to $\|\cdot\|_2$) of random variables, and let Y satisfy $\mathbb{E}(Y^2) < \infty$. Let $M \in H$. The following two statements are equivalent:

$$(15) \quad \mathbb{E}((Y - M)Z) = 0 \quad \text{for all } Z \in H,$$

$$(16) \quad \|Y - M\|_2 \leq \|Y - Z\|_2 \quad \text{for all } Z \in H.$$

Here is the geometrical intuition. Let $L_2(\Omega, \mathcal{F}, \mathbb{P})$ be the set of random variables on $(\Omega, \mathcal{F}, \mathbb{P})$ having finite second moment. Now H is a linear subspace of $L_2(\Omega, \mathcal{F}, \mathbb{P})$; think of H as a hyperplane in a vector space of very large dimension. If $Y \notin H$ then the shortest route from Y to H is along the perpendicular from Y onto H . Writing \hat{Y} for the foot of this perpendicular, we have that $Y - \hat{Y}$ is perpendicular to any vector in the hyperplane H . Translating this geometrical remark back into the language of random variables, we conclude that $\langle Y - \hat{Y}, Z \rangle = 0$ for all $Z \in H$, where $\langle U, V \rangle$ is the scalar product in $L_2(\Omega, \mathcal{F}, \mathbb{P})$ defined by $\langle U, V \rangle = \mathbb{E}(UV)$. These remarks do not of course constitute a proof of the theorem.

Proof. Suppose first that $M \in H$ satisfies (15). Then, for $M' \in H$,

$$\begin{aligned} \mathbb{E}((Y - M')^2) &= \mathbb{E}((Y - M + M - M')^2) \\ &= \mathbb{E}((Y - M)^2) + \mathbb{E}((M - M')^2) \end{aligned}$$

by (15), since $M - M' \in H$; therefore $\|Y - M\|_2 \leq \|Y - M'\|_2$ for all $M' \in H$.

Conversely, suppose that M satisfies (16), but that there exists $Z \in H$ such that

$$\mathbb{E}((Y - M)Z) = d > 0.$$

We may assume without loss of generality that $\mathbb{E}(Z^2) = 1$; otherwise replace Z by $Z/\sqrt{\mathbb{E}(Z^2)}$, noting that $\mathbb{E}(Z^2) \neq 0$ since $\mathbb{P}(Z = 0) \neq 1$. Writing $M' = M + dZ$, we have that

$$\begin{aligned} \mathbb{E}((Y - M')^2) &= \mathbb{E}((Y - M + M - M')^2) \\ &= \mathbb{E}((Y - M)^2) - 2d\mathbb{E}((Y - M)Z) + d^2\mathbb{E}(Z^2) \\ &= \mathbb{E}((Y - M)^2) - d^2, \end{aligned}$$

in contradiction of the minimality of $\mathbb{E}((Y - M)^2)$. ■

It is only a tiny step from the projection theorem (14) to the observation, well known to statisticians, that the best predictor of Y given X is just the conditional expectation $\mathbb{E}(Y | X)$. This fact, easily proved directly (*exercise*), follows immediately from the projection theorem.

(17) Theorem. *Let X and Y be random variables, and suppose that $\mathbb{E}(Y^2) < \infty$. The best predictor of Y given X is the conditional expectation $\mathbb{E}(Y | X)$.*

Proof. Let H be the closed linear space of functions of X having finite second moment. Define $\psi(x) = \mathbb{E}(Y | X = x)$. Certainly $\psi(X)$ belongs to H , since

$$\mathbb{E}(\psi(X)^2) = \mathbb{E}(\mathbb{E}(Y | X)^2) \leq \mathbb{E}(\mathbb{E}(Y^2 | X)) = \mathbb{E}(Y^2),$$

where we have used the Cauchy–Schwarz inequality. On the other hand, for $Z = h(X) \in H$,

$$\begin{aligned} \mathbb{E}([Y - \psi(X)]Z) &= \mathbb{E}(Yh(X)) - \mathbb{E}(\mathbb{E}(Y | X)h(X)) \\ &= \mathbb{E}(Yh(X)) - \mathbb{E}(\mathbb{E}(Yh(X) | X)) \\ &= \mathbb{E}(Yh(X)) - \mathbb{E}(Yh(X)) = 0, \end{aligned}$$

using the elementary fact that $\mathbb{E}(Yh(X) | X) = h(X)\mathbb{E}(Y | X)$. Applying the projection theorem, we find that $M = \psi(X)$ ($= \mathbb{E}(Y | X)$) minimizes $\|Y - M\|_2$ for $M \in H$, which is the claim of the theorem. ■

Here is an important step. We may take the conclusion of (17) as a *definition* of the conditional expectation $\mathbb{E}(Y | X)$: if $\mathbb{E}(Y^2) < \infty$, the *conditional expectation* $\mathbb{E}(Y | X)$ of Y given X is defined to be the best predictor of Y given X .

There are two major advantages of defining conditional expectation in this way. First, it is a definition which is valid for all pairs X, Y such that $\mathbb{E}(Y^2) < \infty$, regardless of their types (discrete, continuous, and so on). Secondly, it provides a route to a much more general notion of conditional expectation which turns out to be particularly relevant to the martingale theory of Chapter 12.

(18) Example. Let $X = \{X_i : i \in I\}$ be a family of random variables, and let H be the space of all functions of the X_i with finite second moments. If $\mathbb{E}(Y^2) < \infty$, the *conditional expectation* $\mathbb{E}(Y | X_i, i \in I)$ of Y given the X_i is defined to be the function $M = \psi(X) \in H$ which minimizes the mean squared error $\|Y - M\|_2$ over all M in H . Note that $\psi(X)$ satisfies

$$(19) \quad \mathbb{E}([Y - \psi(X)]Z) = 0 \quad \text{for all } Z \in H,$$

and $\psi(X)$ is unique in the sense that $\mathbb{P}(\psi(X) = N) = 1$ if $\|Y - \psi(X)\|_2 = \|Y - N\|_2$ for any $N \in H$. We note here that, strictly speaking, conditional expectations are not actually *unique*; this causes no difficulty, and we shall therefore continue to speak in terms of *the* conditional expectation. ●

We move on to an important generalization of the idea of conditional expectation, involving ‘conditioning on a σ -field’. Let Y be a random variable on $(\Omega, \mathcal{F}, \mathbb{P})$ having finite second moment, and let \mathcal{G} be a sub- σ -field of \mathcal{F} . Let H be the space of random variables which are \mathcal{G} -measurable and have finite second moment. That is to say, H contains those random variables Z such that $\mathbb{E}(Z^2) < \infty$ and $\{Z \leq z\} \in \mathcal{G}$ for all $z \in \mathbb{R}$. It is not difficult to see that H is a closed linear space with respect to $\|\cdot\|_2$. We have from (9) that there exists an element

M of H such that $\|Y - M\|_2 \leq \|Y - Z\|_2$ for all $Z \in H$, and furthermore M is unique (in the usual way) with this property. We call M the ‘conditional expectation of Y given the σ -field \mathcal{G} ’, written $\mathbb{E}(Y | \mathcal{G})$.

This is a more general definition of conditional expectation than that obtained by conditioning on a family of random variables (as in the previous example). To see this, take \mathcal{G} to be the smallest σ -field with respect to which every member of the family $X = \{X_i : i \in I\}$ is measurable. It is clear that $\mathbb{E}(Y | \mathcal{G}) = \mathbb{E}(Y | X_i, i \in I)$, in the sense that they are equal with probability 1.

We arrive at the following definition by use of the projection theorem (14).

(20) Definition. Let $(\Omega, \mathcal{F}, \mathbb{P})$ be a probability space, and let Y be a random variable satisfying $\mathbb{E}(Y^2) < \infty$. If \mathcal{G} is a sub- σ -field of \mathcal{F} , the **conditional expectation** $\mathbb{E}(Y | \mathcal{G})$ is a \mathcal{G} -measurable random variable satisfying

$$(21) \quad \mathbb{E}([Y - \mathbb{E}(Y | \mathcal{G})]Z) = 0 \quad \text{for all } Z \in H,$$

where H is the collection of all \mathcal{G} -measurable random variables with finite second moment.

There are certain members of H with particularly simple form, being the indicator functions of events in \mathcal{G} . It may be shown without great difficulty that condition (21) may be replaced by

$$(22) \quad \mathbb{E}([Y - \mathbb{E}(Y | \mathcal{G})]I_G) = 0 \quad \text{for all } G \in \mathcal{G}.$$

Setting $G = \Omega$, we deduce the important fact that

$$(23) \quad \mathbb{E}(\mathbb{E}(Y | \mathcal{G})) = \mathbb{E}(Y).$$

(24) Example. Doob’s martingale. (Though some ascribe this to Lévy.) Let Y have finite second moment, and let X_1, X_2, \dots be a sequence of random variables. Define

$$Y_n = \mathbb{E}(Y | X_1, X_2, \dots, X_n).$$

Then $\{Y_n\}$ is a martingale with respect to $\{X_n\}$. To show this it is necessary to prove that $\mathbb{E}|Y_n| < \infty$ and $\mathbb{E}(Y_{n+1} | X_1, X_2, \dots, X_n) = Y_n$. Certainly $\mathbb{E}|Y_n| < \infty$, since $\mathbb{E}(Y_n^2) < \infty$. For the other part, let H_n be the space of functions of X_1, X_2, \dots, X_n having finite second moment. We have by (19) that, for $Z \in H_n$,

$$\begin{aligned} 0 &= \mathbb{E}((Y - Y_n)Z) = \mathbb{E}((Y - Y_{n+1} + Y_{n+1} - Y_n)Z) \\ &= \mathbb{E}((Y_{n+1} - Y_n)Z) \quad \text{since } Z \in H_n \subseteq H_{n+1}. \end{aligned}$$

Therefore $Y_n = \mathbb{E}(Y_{n+1} | X_1, X_2, \dots, X_n)$.

Here is a more general formulation. Let Y be a random variable on $(\Omega, \mathcal{F}, \mathbb{P})$ with $\mathbb{E}(Y^2) < \infty$, and let $\{\mathcal{G}_n : n \geq 1\}$ be a sequence of σ -fields contained in \mathcal{F} and satisfying $\mathcal{G}_n \subseteq \mathcal{G}_{n+1}$ for all n . Such a sequence $\{\mathcal{G}_n\}$ is called a *filtration*; in the context of the previous paragraph we might take \mathcal{G}_n to be the smallest σ -field with respect to which X_1, X_2, \dots, X_n are each measurable. We define $Y_n = \mathbb{E}(Y | \mathcal{G}_n)$. As before $\{Y_n\}$ satisfies $\mathbb{E}|Y_n| < \infty$ and $\mathbb{E}(Y_{n+1} | \mathcal{G}_n) = Y_n$; such a sequence is called a ‘martingale with respect to the filtration $\{\mathcal{G}_n\}$ ’. ●

This new type of conditional expectation has many useful properties. We single out one of these, namely the *pull-through property*, thus named since it involves a random variable being pulled through a paranthesis.

(25) Theorem. *Let Y have finite second moment and let \mathcal{G} be a sub- σ -field of the σ -field \mathcal{F} . Then $\mathbb{E}(XY | \mathcal{G}) = X\mathbb{E}(Y | \mathcal{G})$ for all \mathcal{G} -measurable random variables X with finite second moments.*

Proof. Let X be \mathcal{G} -measurable with finite second moment. Clearly

$$Z = \mathbb{E}(XY | \mathcal{G}) - X\mathbb{E}(Y | \mathcal{G})$$

is \mathcal{G} -measurable and satisfies

$$Z = X[Y - \mathbb{E}(Y | \mathcal{G})] - [XY - \mathbb{E}(XY | \mathcal{G})]$$

so that, for $G \in \mathcal{G}$,

$$\mathbb{E}(ZI_G) = \mathbb{E}([Y - \mathbb{E}(Y | \mathcal{G})]XI_G) - \mathbb{E}([XY - \mathbb{E}(XY | \mathcal{G})]I_G) = 0,$$

the first term being zero by the fact that XI_G is \mathcal{G} -measurable with finite second moment, and the second by the definition of $\mathbb{E}(XY | \mathcal{G})$. Any \mathcal{G} -measurable random variable Z satisfying $\mathbb{E}(ZI_G) = 0$ for all $G \in \mathcal{G}$ is such that $\mathbb{P}(Z = 0) = 1$ (just set $G_1 = \{Z > 0\}$, $G_2 = \{Z < 0\}$ in turn), and the result follows. ■

In all our calculations so far, we have used the norm $\|\cdot\|_2$, leading to a definition of $\mathbb{E}(Y | \mathcal{G})$ for random variables Y with $\mathbb{E}(Y^2) < \infty$. This condition of finite second moment is of course too strong in general, and needs to be replaced by the natural weaker condition that $\mathbb{E}|Y| < \infty$. One way of doing this would be to rework the previous arguments using instead the norm $\|\cdot\|_1$. An easier route is to use the technique of ‘truncation’ as in the following proof.

(26) Theorem. *Let Y be a random variable on $(\Omega, \mathcal{F}, \mathbb{P})$ with $\mathbb{E}|Y| < \infty$, and let \mathcal{G} be a sub- σ -field of \mathcal{F} . There exists a random variable Z such that:*

- (a) Z is \mathcal{G} -measurable,
- (b) $\mathbb{E}|Z| < \infty$,
- (c) $\mathbb{E}((Y - Z)I_G) = 0$ for all $G \in \mathcal{G}$.

Z is unique in the sense that, for any Z' satisfying (a), (b), and (c), we have that $\mathbb{P}(Z = Z') = 1$.

The random variable Z in the theorem is called the ‘conditional expectation of Y given \mathcal{G} ’, and is written $\mathbb{E}(Y | \mathcal{G})$. It is an *exercise* to prove that

$$(27) \quad \mathbb{E}(XY | \mathcal{G}) = X\mathbb{E}(Y | \mathcal{G})$$

for all \mathcal{G} -measurable X , whenever both sides exist, and also that this definition coincides (almost surely) with the previous one when Y has finite second moment. A meaningful value can be assigned to $\mathbb{E}(Y | \mathcal{G})$ under the weaker assumption on Y that either $\mathbb{E}(Y^+) < \infty$ or $\mathbb{E}(Y^-) < \infty$.

Proof. Suppose first that $Y \geq 0$ and $\mathbb{E}|Y| < \infty$. Let $Y_n = \min\{Y, n\}$, so that $Y_n \uparrow Y$ as $n \rightarrow \infty$. Certainly $\mathbb{E}(Y_n^2) < \infty$, and hence we may use (20) to find the conditional expectation $\mathbb{E}(Y_n | \mathcal{G})$, a \mathcal{G} -measurable random variable satisfying

$$(28) \quad \mathbb{E}([Y_n - \mathbb{E}(Y_n | \mathcal{G})]I_G) = 0 \quad \text{for all } G \in \mathcal{G}.$$

Now $Y_n \leq Y_{n+1}$, and so we may take $\mathbb{E}(Y_n | \mathcal{G}) \leq \mathbb{E}(Y_{n+1} | \mathcal{G})$; see Exercise (7.9.4iii). Hence $\lim_{n \rightarrow \infty} \mathbb{E}(Y_n | \mathcal{G})$ exists, and we write $\mathbb{E}(Y | \mathcal{G})$ for this limit, a \mathcal{G} -measurable random variable. By monotone convergence (5.6.12) and (23), $\mathbb{E}(Y_n I_G) \uparrow \mathbb{E}(Y I_G)$, and

$$\mathbb{E}[\mathbb{E}(Y_n | \mathcal{G})I_G] \uparrow \mathbb{E}[\mathbb{E}(Y | \mathcal{G})I_G] = \mathbb{E}[\mathbb{E}(Y I_G | \mathcal{G})] = \mathbb{E}(Y I_G),$$

so that, by (28), $\mathbb{E}([Y - \mathbb{E}(Y | \mathcal{G})]I_G) = 0$ for all $G \in \mathcal{G}$.

Next we lift in the usual way the restriction that Y be non-negative. We express Y as $Y = Y^+ - Y^-$ where $Y^+ = \max\{Y, 0\}$ and $Y^- = -\min\{Y, 0\}$ are non-negative; we define $\mathbb{E}(Y | \mathcal{G}) = \mathbb{E}(Y^+ | \mathcal{G}) - \mathbb{E}(Y^- | \mathcal{G})$. It is easy to check that $\mathbb{E}(Y | \mathcal{G})$ satisfies (a), (b), and (c). To see the uniqueness, suppose that there exist two \mathcal{G} -measurable random variables Z_1 and Z_2 satisfying (c). Then $\mathbb{E}((Z_1 - Z_2)I_G) = \mathbb{E}((Y - Y)I_G) = 0$ for all $G \in \mathcal{G}$. Setting $G = \{Z_1 > Z_2\}$ and $G = \{Z_1 < Z_2\}$ in turn, we find that $\mathbb{P}(Z_1 = Z_2) = 1$ as required. ■

Having defined $\mathbb{E}(Y | \mathcal{G})$, we can of course define conditional probabilities also: if $A \in \mathcal{F}$, we define $\mathbb{P}(A | \mathcal{G}) = \mathbb{E}(I_A | \mathcal{G})$. It may be checked that $\mathbb{P}(\emptyset | \mathcal{G}) = 0$, $\mathbb{P}(\Omega | \mathcal{G}) = 1$ a.s., and $\mathbb{P}(\bigcup_i A_i | \mathcal{G}) = \sum_i \mathbb{P}(A_i | \mathcal{G})$ a.s. for any sequence $\{A_i : i \geq 1\}$ of disjoint events in \mathcal{F} .

It looks as though there should be a way of defining $\mathbb{P}(\cdot | \mathcal{G})$ so that it is a probability measure on (Ω, \mathcal{F}) . This turns out to be impossible in general, but the details are beyond the scope of this book.

Exercises for Section 7.9

- Let Y be uniformly distributed on $[-1, 1]$ and let $X = Y^2$.
 - Find the best predictor of X given Y , and of Y given X .
 - Find the best linear predictor of X given Y , and of Y given X .
- Let the pair (X, Y) have a general bivariate normal distribution. Find $\mathbb{E}(Y | X)$.
- Let X_1, X_2, \dots, X_n be random variables with zero means and covariance matrix $\mathbf{V} = (v_{ij})$, and let Y have finite second moment. Find the linear function h of the X_i which minimizes the mean squared error $\mathbb{E}\{(Y - h(X_1, \dots, X_n))^2\}$.
- Verify the following properties of conditional expectation. You may assume that the relevant expectations exist.
 - $\mathbb{E}\{\mathbb{E}(Y | \mathcal{G})\} = \mathbb{E}(Y)$.
 - $\mathbb{E}(\alpha Y + \beta Z | \mathcal{G}) = \alpha \mathbb{E}(Y | \mathcal{G}) + \beta \mathbb{E}(Z | \mathcal{G})$ for $\alpha, \beta \in \mathbb{R}$.
 - $\mathbb{E}(Y | \mathcal{G}) \geq 0$ if $Y \geq 0$.
 - $\mathbb{E}(Y | \mathcal{G}) = \mathbb{E}\{\mathbb{E}(Y | \mathcal{H}) | \mathcal{G}\}$ if $\mathcal{G} \subseteq \mathcal{H}$.
 - $\mathbb{E}(Y | \mathcal{G}) = \mathbb{E}(Y)$ if Y is independent of I_G for every $G \in \mathcal{G}$.
 - Jensen's inequality.** $g\{\mathbb{E}(Y | \mathcal{G})\} \leq \mathbb{E}\{g(Y) | \mathcal{G}\}$ for all convex functions g .
 - If $Y_n \xrightarrow{\text{a.s.}} Y$ and $|Y_n| \leq Z$ a.s. where $\mathbb{E}(Z) < \infty$, then $\mathbb{E}(Y_n | \mathcal{G}) \xrightarrow{\text{a.s.}} \mathbb{E}(Y | \mathcal{G})$. (Statements (ii)–(vi) are of course to be interpreted ‘almost surely’.)
- Let X and Y have joint mass function $f(x, y) = \{x(x+1)\}^{-1}$ for $x = y = 1, 2, \dots$. Show that $\mathbb{E}(Y | X) < \infty$ while $\mathbb{E}(Y) = \infty$.

6. Let $(\Omega, \mathcal{F}, \mathbb{P})$ be a probability space and let \mathcal{G} be a sub- σ -field of \mathcal{F} . Let H be the space of \mathcal{G} -measurable random variables with finite second moment.

(a) Show that H is closed with respect to the norm $\|\cdot\|_2$.

(b) Let Y be a random variable satisfying $\mathbb{E}(Y^2) < \infty$, and show the equivalence of the following two statements for any $M \in H$:

(i) $\mathbb{E}\{(Y - M)Z\} = 0$ for all $Z \in H$,

(ii) $\mathbb{E}\{(Y - M)I_G\} = 0$ for all $G \in \mathcal{G}$.

7.10 Uniform integrability

Suppose that we are presented with a sequence $\{X_n : n \geq 1\}$ of random variables, and we are able to prove that $X_n \xrightarrow{P} X$. Convergence in probability tells us little about the behaviour of $\mathbb{E}(X_n)$, as the trite example

$$Y_n = \begin{cases} n & \text{with probability } n^{-1}, \\ 0 & \text{otherwise,} \end{cases}$$

shows; in this special case, $Y_n \xrightarrow{P} 0$ but $\mathbb{E}(Y_n) = 1$ for all n . Should we wish to prove that $\mathbb{E}(X_n) \rightarrow \mathbb{E}(X)$, or further that $X_n \xrightarrow{1} X$ (which is to say that $\mathbb{E}|X_n - X| \rightarrow 0$), then an additional condition is required.

We encountered in an earlier Exercise (7.2.2) an argument of the kind required. If $X_n \xrightarrow{P} X$ and $|X_n| \leq Y$ for some Y such that $\mathbb{E}|Y| < \infty$, then $X_n \xrightarrow{1} X$. This extra condition, that $\{X_n\}$ be dominated *uniformly*, is often too strong an assumption in cases of interest. A weaker condition is provided by the following definition. As usual I_A denotes the indicator function of the event A .

(1) Definition. A sequence X_1, X_2, \dots of random variables is said to be **uniformly integrable** if

$$(2) \quad \sup_n \mathbb{E}(|X_n| I_{\{|X_n| \geq a\}}) \rightarrow 0 \quad \text{as } a \rightarrow \infty.$$

Let us investigate this condition briefly. A random variable Y is called ‘integrable’ if $\mathbb{E}|Y| < \infty$, which is to say that

$$\mathbb{E}(|Y| I_{\{|Y| \geq a\}}) = \int_{|y| \geq a} |y| dF_Y(y)$$

tends to 0 as $a \rightarrow \infty$ (see Exercise (5.6.5)). Therefore, a family $\{X_n : n \geq 1\}$ is ‘integrable’ if

$$\mathbb{E}(|X_n| I_{\{|X_n| \geq a\}}) \rightarrow 0 \quad \text{as } a \rightarrow \infty$$

for all n , and is ‘uniformly integrable’ if the convergence is uniform in n . Roughly speaking, the condition of integrability restricts the amount of probability in the tails of the distribution, and uniform integrability restricts such quantities *uniformly* over the family of random variables in question.

The principal use of uniform integrability is demonstrated by the following theorem.

(3) Theorem. Suppose that X_1, X_2, \dots is a sequence of random variables satisfying $X_n \xrightarrow{P} X$. The following three statements are equivalent to one another.

- (a) The family $\{X_n : n \geq 1\}$ is uniformly integrable.
- (b) $\mathbb{E}|X_n| < \infty$ for all n , $\mathbb{E}|X| < \infty$, and $X_n \xrightarrow{1} X$.
- (c) $\mathbb{E}|X_n| < \infty$ for all n , and $\mathbb{E}|X_n| \rightarrow \mathbb{E}|X| < \infty$.

In advance of proving this, we note some sufficient conditions for uniform integrability.

(4) Example. Suppose $|X_n| \leq Y$ for all n , where $\mathbb{E}|Y| < \infty$. Then

$$|X_n|I_{\{|X_n| \geq a\}} \leq |Y|I_{\{|Y| \geq a\}},$$

so that

$$\sup_n \mathbb{E}(|X_n|I_{\{|X_n| \geq a\}}) \leq \mathbb{E}(|Y|I_{\{|Y| \geq a\}})$$

which tends to zero as $a \rightarrow \infty$, since $\mathbb{E}|Y| < \infty$. ●

(5) Example. Suppose that there exist $\delta > 0$ and $K < \infty$ such that $\mathbb{E}(|X_n|^{1+\delta}) \leq K$ for all n . Then

$$\begin{aligned} \mathbb{E}(|X_n|I_{\{|X_n| \geq a\}}) &\leq \frac{1}{a^\delta} \mathbb{E}(|X_n|^{1+\delta}I_{\{|X_n| \geq a\}}) \\ &\leq \frac{1}{a^\delta} \mathbb{E}(|X_n|^{1+\delta}) \leq \frac{K}{a^\delta} \rightarrow 0 \end{aligned}$$

as $a \rightarrow \infty$, so that the family is uniformly integrable. ●

Turning to the proof of Theorem (3), we note first a preliminary lemma which is of value in its own right.

(6) Lemma. A family $\{X_n : n \geq 1\}$ is uniformly integrable if and only if both of the following hold:

- (a) $\sup_n \mathbb{E}|X_n| < \infty$,
- (b) for all $\epsilon > 0$, there exists $\delta > 0$ such that, for all n , $\mathbb{E}(|X_n|I_A) < \epsilon$ for any event A such that $\mathbb{P}(A) < \delta$.

The equivalent statement for a single random variable X is the assertion that $\mathbb{E}|X| < \infty$ if and only if

$$(7) \quad \sup_{A: \mathbb{P}(A) < \delta} \mathbb{E}(|X|I_A) \rightarrow 0 \quad \text{as } \delta \rightarrow 0;$$

see Exercise (5.6.5).

Proof of (6). Suppose first that $\{X_n\}$ is uniformly integrable. For any $a > 0$,

$$\mathbb{E}|X_n| = \mathbb{E}(|X_n|I_{\{|X_n| < a\}}) + \mathbb{E}(|X_n|I_{\{|X_n| \geq a\}}),$$

and therefore

$$\sup_n \mathbb{E}|X_n| \leq a + \sup_n \mathbb{E}(|X_n|I_{\{|X_n| \geq a\}}).$$

We use uniform integrability to find that $\sup_n \mathbb{E}|X_n| < \infty$. Next,

$$(8) \quad \mathbb{E}(|X_n|I_A) = \mathbb{E}(|X_n|I_{A \cap B_n(a)}) + \mathbb{E}(|X_n|I_{A \cap B_n(a)^c})$$

where $B_n(a) = \{|X_n| \geq a\}$. Now

$$\mathbb{E}(|X_n|I_{A \cap B_n(a)}) \leq \mathbb{E}(|X_n|I_{B_n(a)})$$

and

$$\mathbb{E}(|X_n|I_{A \cap B_n(a)^c}) \leq a\mathbb{E}(I_A) = a\mathbb{P}(A).$$

Let $\epsilon > 0$ and pick a such that $\mathbb{E}(|X_n|I_{B_n(a)}) < \frac{1}{2}\epsilon$ for all n . We have from (8) that $\mathbb{E}(|X_n|I_A) \leq \frac{1}{2}\epsilon + a\mathbb{P}(A)$, which is smaller than ϵ whenever $\mathbb{P}(A) < \epsilon/(2a)$.

Secondly, suppose that (a) and (b) hold; let $\epsilon > 0$ and pick δ according to (b). We have that

$$\mathbb{E}|X_n| \geq \mathbb{E}(|X_n|I_{B_n(a)}) \geq a\mathbb{P}(B_n(a))$$

(this is Markov's inequality) so that

$$\sup_n \mathbb{P}(B_n(a)) \leq \frac{1}{a} \sup_n \mathbb{E}|X_n| < \infty.$$

Pick a such that $a^{-1} \sup_n \mathbb{E}|X_n| < \delta$, implying that $\mathbb{P}(B_n(a)) < \delta$ for all n . It follows from (b) that $\mathbb{E}(|X_n|I_{B_n(a)}) < \epsilon$ for all n , and hence $\{X_n\}$ is uniformly integrable. \blacksquare

Proof of Theorem (3). The main part is the statement that (a) implies (b), and we prove this first. Suppose that the family is uniformly integrable. Certainly each member is integrable, so that $\mathbb{E}|X_n| < \infty$ for all n . Since $X_n \xrightarrow{P} X$, there exists a subsequence $\{X_{n_k} : k \geq 1\}$ such that $X_{n_k} \xrightarrow{\text{a.s.}} X$ (see Theorem (7.2.13)). By Fatou's lemma (5.6.13),

$$(9) \quad \mathbb{E}|X| = \mathbb{E}(\liminf_{k \rightarrow \infty} |X_{n_k}|) \leq \liminf_{k \rightarrow \infty} \mathbb{E}|X_{n_k}| \leq \sup_n \mathbb{E}|X_n|,$$

which is finite as a consequence of Lemma (6).

To prove convergence in mean, we write, for $\epsilon > 0$,

$$(10) \quad \mathbb{E}|X_n - X| = \mathbb{E}\left(|X_n - X|I_{\{|X_n - X| < \epsilon\}} + |X_n - X|I_{\{|X_n - X| \geq \epsilon\}}\right) \\ \leq \epsilon + \mathbb{E}(|X_n|I_{A_n}) + \mathbb{E}(|X|I_{A_n})$$

where $A_n = \{|X_n - X| \geq \epsilon\}$. Now $\mathbb{P}(A_n) \rightarrow 0$ in the limit as $n \rightarrow \infty$, and hence $\mathbb{E}(|X_n|I_{A_n}) \rightarrow 0$ as $n \rightarrow \infty$, by Lemma (6). Similarly $\mathbb{E}(|X|I_{A_n}) \rightarrow 0$ as $n \rightarrow \infty$, by (7), so that $\limsup_{n \rightarrow \infty} \mathbb{E}|X_n - X| \leq \epsilon$. Let $\epsilon \downarrow 0$ to obtain that $X_n \xrightarrow{1} X$.

That (b) implies (c) is immediate from the observation that

$$|\mathbb{E}|X_n| - \mathbb{E}|X|| \leq \mathbb{E}|X_n - X|,$$

and it remains to prove that (c) implies (a). Suppose then that (c) holds. Clearly

$$(11) \quad \mathbb{E}(|X_n|I_{\{|X_n| \geq a\}}) = \mathbb{E}|X_n| - \mathbb{E}(u(X_n))$$

where $u(x) = |x|I_{(-a,a)}(x)$. Now u is a continuous bounded function on $(-a, a)$ and $X_n \xrightarrow{D} X$; hence

$$\mathbb{E}(u(X_n)) \rightarrow \mathbb{E}(u(X)) = \mathbb{E}(|X|I_{\{|X| < a\}})$$

if a and $-a$ are points of continuity of the distribution function F_X of X (see Theorem (7.2.19) and the comment thereafter). The function F_X is monotone, and therefore the set Δ of discontinuities of F_X is at most countable. It follows from (11) that

$$(12) \quad \mathbb{E}(|X_n|I_{\{|X_n| \geq a\}}) \rightarrow \mathbb{E}|X| - \mathbb{E}(|X|I_{\{|X| < a\}}) = \mathbb{E}(|X|I_{\{|X| \geq a\}})$$

if $a \notin \Delta$. For any $\epsilon > 0$, on the one hand there exists $b \notin \Delta$ such that $\mathbb{E}(|X|I_{\{|X| \geq b\}}) < \epsilon$; with this choice of b , there exists by (12) an integer N such that $\mathbb{E}(|X_n|I_{\{|X_n| \geq b\}}) < 2\epsilon$ for all $n \geq N$. On the other hand, there exists c such that $\mathbb{E}(|X_k|I_{\{|X_k| \geq c\}}) < 2\epsilon$ for all $k < N$, since only finitely many terms are involved. If $a > \max\{b, c\}$, we have that $\mathbb{E}(|X_n|I_{\{|X_n| \geq a\}}) < 2\epsilon$ for all n , and we have proved that $\{X_n\}$ is uniformly integrable. ■

The concept of uniform integrability will be of particular value when we return in Chapter 12 to the theory of martingales. The following example may be seen as an illustration of this.

(13) Example. Let Y be a random variable on $(\Omega, \mathcal{F}, \mathbb{P})$ with $\mathbb{E}|Y| < \infty$, and let $\{\mathcal{G}_n : n \geq 1\}$ be a filtration, which is to say that \mathcal{G}_n is a sub- σ -field of \mathcal{F} , and furthermore $\mathcal{G}_n \subseteq \mathcal{G}_{n+1}$ for all n . Let $X_n = \mathbb{E}(Y | \mathcal{G}_n)$. The sequence $\{X_n : n \geq 1\}$ is uniformly integrable, as may be seen in the following way.

It is a consequence of Jensen's inequality, Exercise (7.9.4vi), that

$$|X_n| = |\mathbb{E}(Y | \mathcal{G}_n)| \leq \mathbb{E}(|Y| | \mathcal{G}_n)$$

almost surely, so that $\mathbb{E}(|X_n|I_{\{|X_n| \geq a\}}) \leq \mathbb{E}(Z_n I_{\{Z_n \geq a\}})$ where $Z_n = \mathbb{E}(|Y| | \mathcal{G}_n)$. By the definition of conditional expectation, $\mathbb{E}\{(|Y| - Z_n)I_{\{Z_n \geq a\}}\} = 0$, so that

$$(14) \quad \mathbb{E}(|X_n|I_{\{|X_n| \geq a\}}) \leq \mathbb{E}(Y I_{\{Z_n \geq a\}}).$$

We now repeat an argument used before. By Markov's inequality,

$$\mathbb{P}(Z_n \geq a) \leq a^{-1}\mathbb{E}(Z_n) = a^{-1}\mathbb{E}|Y|,$$

and therefore $\mathbb{P}(Z_n \geq a) \rightarrow 0$ as $a \rightarrow \infty$, uniformly in n . Using (7), we deduce that $\mathbb{E}(Y I_{\{Z_n \geq a\}}) \rightarrow 0$ as $a \rightarrow \infty$, uniformly in n , implying that the sequence $\{X_n\}$ is uniformly integrable. ●

We finish this section with an application.

(15) Example. Convergence of moments. Suppose that X_1, X_2, \dots is a sequence satisfying $X_n \xrightarrow{D} X$, and furthermore $\sup_n \mathbb{E}(|X_n|^\alpha) < \infty$ for some $\alpha > 1$. It follows that

$$(16) \quad \mathbb{E}(X_n^\beta) \rightarrow \mathbb{E}(X^\beta)$$

for any integer β satisfying $1 \leq \beta < \alpha$. This may be proved either directly or via Theorem (3). First, if β is an integer satisfying $1 \leq \beta < \alpha$, then $\{X_n^\beta : n \geq 1\}$ is uniformly integrable by (5), and furthermore $X_n^\beta \xrightarrow{D} X^\beta$ (easy *exercise*, or use Theorem (7.2.18)). If it were the case that $X_n^\beta \xrightarrow{P} X^\beta$ then Theorem (3) would imply the result. In any case, by the Skorokhod representation theorem (7.2.14), there exist random variables Y, Y_1, Y_2, \dots having the same distributions as X, X_1, X_2, \dots such that $Y_n^\beta \xrightarrow{P} Y^\beta$. Thus $\mathbb{E}(Y_n^\beta) \rightarrow \mathbb{E}(Y^\beta)$ by Theorem (3). However, $\mathbb{E}(Y_n^\beta) = \mathbb{E}(X_n^\beta)$ and $\mathbb{E}(Y^\beta) = \mathbb{E}(X^\beta)$, and the proof is complete. ●

Exercises for Section 7.10

1. Show that the sum $\{X_n + Y_n\}$ of two uniformly integrable sequences $\{X_n\}$ and $\{Y_n\}$ gives a uniformly integrable sequence.
2. (a) Suppose that $X_n \xrightarrow{r} X$ where $r \geq 1$. Show that $\{|X_n|^r : n \geq 1\}$ is uniformly integrable, and deduce that $\mathbb{E}(X_n^r) \rightarrow \mathbb{E}(X^r)$ if r is an integer.
 (b) Conversely, suppose that $\{|X_n|^r : n \geq 1\}$ is uniformly integrable where $r \geq 1$, and show that $X_n \xrightarrow{r} X$ if $X_n \xrightarrow{P} X$.
3. Let $g : [0, \infty) \rightarrow [0, \infty)$ be an increasing function satisfying $g(x)/x \rightarrow \infty$ as $x \rightarrow \infty$. Show that the sequence $\{X_n : n \geq 1\}$ is uniformly integrable if $\sup_n \mathbb{E}\{g(|X_n|)\} < \infty$.
4. Let $\{Z_n : n \geq 0\}$ be the generation sizes of a branching process with $Z_0 = 1$, $\mathbb{E}(Z_1) = 1$, $\text{var}(Z_1) \neq 0$. Show that $\{Z_n : n \geq 0\}$ is not uniformly integrable.
5. **Pratt's lemma.** Suppose that $X_n \leq Y_n \leq Z_n$ where $X_n \xrightarrow{P} X$, $Y_n \xrightarrow{P} Y$, and $Z_n \xrightarrow{P} Z$. If $\mathbb{E}(X_n) \rightarrow \mathbb{E}(X)$ and $\mathbb{E}(Z_n) \rightarrow \mathbb{E}(Z)$, show that $\mathbb{E}(Y_n) \rightarrow \mathbb{E}(Y)$.
6. Let $\{X_n : n \geq 1\}$ be a sequence of variables satisfying $\mathbb{E}(\sup_n |X_n|) < \infty$. Show that $\{X_n\}$ is uniformly integrable.

7.11 Problems

1. Let X_n have density function

$$f_n(x) = \frac{n}{\pi(1+n^2x^2)}, \quad n \geq 1.$$

With respect to which modes of convergence does X_n converge as $n \rightarrow \infty$?

2. (i) Suppose that $X_n \xrightarrow{\text{a.s.}} X$ and $Y_n \xrightarrow{\text{a.s.}} Y$, and show that $X_n + Y_n \xrightarrow{\text{a.s.}} X + Y$. Show that the corresponding result holds for convergence in r th mean and in probability, but not in distribution.
 (ii) Show that if $X_n \xrightarrow{\text{a.s.}} X$ and $Y_n \xrightarrow{\text{a.s.}} Y$ then $X_n Y_n \xrightarrow{\text{a.s.}} XY$. Does the corresponding result hold for the other modes of convergence?
3. Let $g : \mathbb{R} \rightarrow \mathbb{R}$ be continuous. Show that $g(X_n) \xrightarrow{P} g(X)$ if $X_n \xrightarrow{P} X$.
4. Let Y_1, Y_2, \dots be independent identically distributed variables, each of which can take any value in $\{0, 1, \dots, 9\}$ with equal probability $\frac{1}{10}$. Let $X_n = \sum_{i=1}^n Y_i 10^{-i}$. Show by the use of characteristic functions that X_n converges in distribution to the uniform distribution on $[0, 1]$. Deduce that $X_n \xrightarrow{\text{a.s.}} Y$ for some Y which is uniformly distributed on $[0, 1]$.

5. Let $N(t)$ be a Poisson process with constant intensity on \mathbb{R} .
- Find the covariance of $N(s)$ and $N(t)$.
 - Show that N is continuous in mean square, which is to say that $\mathbb{E}\{(N(t+h) - N(t))^2\} \rightarrow 0$ as $h \rightarrow 0$.
 - Prove that N is continuous in probability, which is to say that $\mathbb{P}\{|N(t+h) - N(t)| > \epsilon\} \rightarrow 0$ as $h \rightarrow 0$, for all $\epsilon > 0$.
 - Show that N is differentiable in probability but not in mean square.
6. Prove that $n^{-1} \sum_{i=1}^n X_i \xrightarrow{\text{a.s.}} 0$ whenever the X_i are independent identically distributed variables with zero means and such that $\mathbb{E}(X_1^4) < \infty$.
7. Show that $X_n \xrightarrow{\text{a.s.}} X$ whenever $\sum_n \mathbb{E}(|X_n - X|^r) < \infty$ for some $r > 0$.
8. Show that if $X_n \xrightarrow{D} X$ then $aX_n + b \xrightarrow{D} aX + b$ for any real a and b .
9. If X has zero mean and variance σ^2 , show that

$$\mathbb{P}(X \geq t) \leq \frac{\sigma^2}{\sigma^2 + t^2} \quad \text{for } t > 0.$$

10. Show that $X_n \xrightarrow{P} 0$ if and only if

$$\mathbb{E} \left(\frac{|X_n|}{1 + |X_n|} \right) \rightarrow 0 \quad \text{as } n \rightarrow \infty.$$

11. The sequence $\{X_n\}$ is said to be *mean-square Cauchy convergent* if $\mathbb{E}\{(X_n - X_m)^2\} \rightarrow 0$ as $m, n \rightarrow \infty$. Show that $\{X_n\}$ converges in mean square to some limit X if and only if it is mean-square Cauchy convergent. Does the corresponding result hold for the other modes of convergence?

12. Suppose that $\{X_n\}$ is a sequence of uncorrelated variables with zero means and uniformly bounded variances. Show that $n^{-1} \sum_{i=1}^n X_i \xrightarrow{\text{m.s.}} 0$.

13. Let X_1, X_2, \dots be independent identically distributed random variables with the common distribution function F , and suppose that $F(x) < 1$ for all x . Let $M_n = \max\{X_1, X_2, \dots, X_n\}$ and suppose that there exists a strictly increasing unbounded positive sequence a_1, a_2, \dots such that $\mathbb{P}(M_n/a_n \leq x) \rightarrow H(x)$ for some distribution function H . Let us assume that H is continuous with $0 < H(1) < 1$; substantially weaker conditions suffice but introduce extra difficulties.

- (a) Show that $n[1 - F(a_n x)] \rightarrow -\log H(x)$ as $n \rightarrow \infty$ and deduce that

$$\frac{1 - F(a_n x)}{1 - F(a_n)} \rightarrow \frac{\log H(x)}{\log H(1)} \quad \text{if } x > 0.$$

- (b) Deduce that if $x > 0$

$$\frac{1 - F(tx)}{1 - F(t)} \rightarrow \frac{\log H(x)}{\log H(1)} \quad \text{as } t \rightarrow \infty.$$

- (c) Set $x = x_1 x_2$ and make the substitution

$$g(x) = \frac{\log H(e^x)}{\log H(1)}$$

to find that $g(x+y) = g(x)g(y)$, and deduce that

$$H(x) = \begin{cases} \exp(-\alpha x^{-\beta}) & \text{if } x \geq 0, \\ 0 & \text{if } x < 0, \end{cases}$$

for some non-negative constants α and β .

You have shown that H is the distribution function of Y^{-1} , where Y has a Weibull distribution.

14. Let X_1, X_2, \dots, X_n be independent and identically distributed random variables with the Cauchy distribution. Show that $M_n = \max\{X_1, X_2, \dots, X_n\}$ is such that $\pi M_n/n$ converges in distribution, the limiting distribution function being given by $H(x) = e^{-1/x}$ if $x \geq 0$.

15. Let X_1, X_2, \dots be independent and identically distributed random variables whose common characteristic function ϕ satisfies $\phi'(0) = i\mu$. Show that $n^{-1} \sum_{j=1}^n X_j \xrightarrow{P} \mu$.

16. Total variation distance. The total variation distance $d_{\text{TV}}(X, Y)$ between two random variables X and Y is defined by

$$d_{\text{TV}}(X, Y) = \sup_{u: \|u\|_\infty = 1} |\mathbb{E}(u(X)) - \mathbb{E}(u(Y))|$$

where the supremum is over all (measurable) functions $u: \mathbb{R} \rightarrow \mathbb{R}$ such that $\|u\|_\infty = \sup_x |u(x)|$ satisfies $\|u\|_\infty = 1$.

(a) If X and Y are discrete with respective masses f_n and g_n at the points x_n , show that

$$d_{\text{TV}}(X, Y) = \sum_n |f_n - g_n| = 2 \sup_{A \subseteq \mathbb{R}} |\mathbb{P}(X \in A) - \mathbb{P}(Y \in A)|.$$

(b) If X and Y are continuous with respective density functions f and g , show that

$$d_{\text{TV}}(X, Y) = \int_{-\infty}^{\infty} |f(x) - g(x)| dx = 2 \sup_{A \subseteq \mathbb{R}} |\mathbb{P}(X \in A) - \mathbb{P}(Y \in A)|.$$

(c) Show that $d_{\text{TV}}(X_n, X) \rightarrow 0$ implies that $X_n \rightarrow X$ in distribution, but that the converse is false.

(d) **Maximal coupling.** Show that $\mathbb{P}(X \neq Y) \geq \frac{1}{2} d_{\text{TV}}(X, Y)$, and that there exists a pair X', Y' having the same marginals for which equality holds.

(e) If X_i, Y_j are independent random variables, show that

$$d_{\text{TV}}\left(\sum_{i=1}^n X_i, \sum_{i=1}^n Y_i\right) \leq \sum_{i=1}^n d_{\text{TV}}(X_i, Y_i).$$

17. Let $g: \mathbb{R} \rightarrow \mathbb{R}$ be bounded and continuous. Show that

$$\sum_{k=0}^{\infty} g(k/n) \frac{(n\lambda)^k}{k!} e^{-n\lambda} \rightarrow g(\lambda) \quad \text{as } n \rightarrow \infty.$$

18. Let X_n and Y_m be independent random variables having the Poisson distribution with parameters n and m , respectively. Show that

$$\frac{(X_n - n) - (Y_m - m)}{\sqrt{X_n + Y_m}} \xrightarrow{D} N(0, 1) \quad \text{as } m, n \rightarrow \infty.$$

19. (a) Suppose that X_1, X_2, \dots is a sequence of random variables, each having a normal distribution, and such that $X_n \xrightarrow{D} X$. Show that X has a normal distribution, possibly degenerate.

(b) For each $n \geq 1$, let (X_n, Y_n) be a pair of random variables having a bivariate normal distribution. Suppose that $X_n \xrightarrow{P} X$ and $Y_n \xrightarrow{P} Y$, and show that the pair (X, Y) has a bivariate normal distribution.

20. Let X_1, X_2, \dots be random variables satisfying $\text{var}(X_n) < c$ for all n and some constant c . Show that the sequence obeys the weak law, in the sense that $n^{-1} \sum_{i=1}^n (X_i - \mathbb{E}X_i)$ converges in probability to 0, if the correlation coefficients satisfy either of the following:

- (i) $\rho(X_i, X_j) \leq 0$ for all $i \neq j$,
(ii) $\rho(X_i, X_j) \rightarrow 0$ as $|i - j| \rightarrow \infty$.

21. Let X_1, X_2, \dots be independent random variables with common density function

$$f(x) = \begin{cases} 0 & \text{if } |x| \leq 2, \\ \frac{c}{x^2 \log|x|} & \text{if } |x| > 2, \end{cases}$$

where c is a constant. Show that the X_j have no mean, but $n^{-1} \sum_{i=1}^n X_i \xrightarrow{P} 0$ as $n \rightarrow \infty$. Show that convergence does not take place almost surely.

22. Let X_n be the Euclidean distance between two points chosen independently and uniformly from the n -dimensional unit cube. Show that $\mathbb{E}(X_n)/\sqrt{n} \rightarrow 1/\sqrt{6}$ as $n \rightarrow \infty$.

23. Let X_1, X_2, \dots be independent random variables having the uniform distribution on $[-1, 1]$. Show that

$$\mathbb{P}\left(\left|\sum_{i=1}^n X_i^{-1}\right| > \frac{1}{2}n\pi\right) \rightarrow \frac{1}{2} \quad \text{as } n \rightarrow \infty.$$

24. Let X_1, X_2, \dots be independent random variables, each X_k having mass function given by

$$\begin{aligned} \mathbb{P}(X_k = k) &= \mathbb{P}(X_k = -k) = \frac{1}{2k^2}, \\ \mathbb{P}(X_k = 1) &= \mathbb{P}(X_k = -1) = \frac{1}{2}\left(1 - \frac{1}{k^2}\right) \quad \text{if } k > 1. \end{aligned}$$

Show that $U_n = \sum_{i=1}^n X_i$ satisfies $U_n/\sqrt{n} \xrightarrow{D} N(0, 1)$ but $\text{var}(U_n/\sqrt{n}) \rightarrow 2$ as $n \rightarrow \infty$.

25. Let X_1, X_2, \dots be random variables, and let N_1, N_2, \dots be random variables taking values in the positive integers such that $N_k \xrightarrow{P} \infty$ as $k \rightarrow \infty$. Show that:

- (i) if $X_n \xrightarrow{D} X$ and the X_n are independent of the N_k , then $X_{N_k} \xrightarrow{D} X$ as $k \rightarrow \infty$,
(ii) if $X_n \xrightarrow{\text{a.s.}} X$ then $X_{N_k} \xrightarrow{P} X$ as $k \rightarrow \infty$.

26. **Stirling's formula.**

(a) Let $a(k, n) = n^k/(k-1)!$ for $1 \leq k \leq n+1$. Use the fact that $1-x \leq e^{-x}$ if $x \geq 0$ to show that

$$\frac{a(n-k, n)}{a(n+1, n)} \leq e^{-k^2/(2n)} \quad \text{if } k \geq 0.$$

(b) Let X_1, X_2, \dots be independent Poisson variables with parameter 1, and let $S_n = X_1 + \dots + X_n$. Define the function $g: \mathbb{R} \rightarrow \mathbb{R}$ by

$$g(x) = \begin{cases} -x & \text{if } 0 \geq x \geq -M, \\ 0 & \text{otherwise,} \end{cases}$$

where M is large and positive. Show that, for large n ,

$$\mathbb{E}\left(g\left\{\frac{S_n - n}{\sqrt{n}}\right\}\right) = \frac{e^{-n}}{\sqrt{n}} \{a(n+1, n) - a(n-k, n)\}$$

where $k = \lfloor Mn^{1/2} \rfloor$. Now use the central limit theorem and (a) above, to deduce Stirling's formula:

$$\frac{n! e^n}{n^{n+\frac{1}{2}} \sqrt{2\pi}} \rightarrow 1 \quad \text{as } n \rightarrow \infty.$$

27. A bag contains red and green balls. A ball is drawn from the bag, its colour noted, and then it is returned to the bag together with a new ball of the same colour. Initially the bag contained one ball of each colour. If R_n denotes the number of red balls in the bag after n additions, show that $S_n = R_n/(n+2)$ is a martingale. Deduce that the ratio of red to green balls converges almost surely to some limit as $n \rightarrow \infty$.

28. Anscombe's theorem. Let $\{X_i : i \geq 1\}$ be independent identically distributed random variables with zero mean and finite positive variance σ^2 , and let $S_n = \sum_{i=1}^n X_i$. Suppose that the integer-valued random process $M(t)$ satisfies $t^{-1}M(t) \xrightarrow{P} \theta$ as $t \rightarrow \infty$, where θ is a positive constant. Show that

$$\frac{S_{M(t)}}{\sigma \sqrt{\theta t}} \xrightarrow{D} N(0, 1) \quad \text{and} \quad \frac{S_{M(t)}}{\sigma \sqrt{M(t)}} \xrightarrow{D} N(0, 1) \quad \text{as } t \rightarrow \infty.$$

You should not assume that the process M is independent of the X_i .

29. Kolmogorov's inequality. Let X_1, X_2, \dots be independent random variables with zero means, and $S_n = X_1 + X_2 + \dots + X_n$. Let $M_n = \max_{1 \leq k \leq n} |S_k|$ and show that $\mathbb{E}(S_n^2 I_{A_k}) > c^2 \mathbb{P}(A_k)$ where $A_k = \{M_{k-1} \leq c < M_k\}$ and $c > 0$. Deduce Kolmogorov's inequality:

$$\mathbb{P} \left(\max_{1 \leq k \leq n} |S_k| > c \right) \leq \frac{\mathbb{E}(S_n^2)}{c^2}, \quad c > 0.$$

30. Let X_1, X_2, \dots be independent random variables with zero means, and let $S_n = X_1 + X_2 + \dots + X_n$. Using Kolmogorov's inequality or the martingale convergence theorem, show that:

- (i) $\sum_{i=1}^{\infty} X_i$ converges almost surely if $\sum_{k=1}^{\infty} \mathbb{E}(X_k^2) < \infty$,
- (ii) if there exists an increasing real sequence (b_n) such that $b_n \rightarrow \infty$, and satisfying the inequality $\sum_{k=1}^{\infty} \mathbb{E}(X_k^2)/b_k^2 < \infty$, then $b_n^{-1} \sum_{k=1}^{\infty} X_k \xrightarrow{\text{a.s.}} 0$ as $n \rightarrow \infty$.

31. Estimating the transition matrix. The Markov chain X_0, X_1, \dots, X_n has initial distribution $f_i = \mathbb{P}(X_0 = i)$ and transition matrix \mathbf{P} . The *log-likelihood* function $\lambda(\mathbf{P})$ is defined as $\lambda(\mathbf{P}) = \log(f_{X_0} p_{X_0, X_1} p_{X_1, X_2} \dots p_{X_{n-1}, X_n})$. Show that:

- (a) $\lambda(\mathbf{P}) = \log f_{X_0} + \sum_{i,j} N_{ij} \log p_{ij}$ where N_{ij} is the number of transitions from i to j ,
- (b) viewed as a function of the p_{ij} , $\lambda(\mathbf{P})$ is maximal when $p_{ij} = \hat{p}_{ij}$ where $\hat{p}_{ij} = N_{ij} / \sum_k N_{ik}$,
- (c) if X is irreducible and ergodic then $\hat{p}_{ij} \xrightarrow{\text{a.s.}} p_{ij}$ as $n \rightarrow \infty$.

32. Ergodic theorem in discrete time. Let X be an irreducible discrete-time Markov chain, and let μ_i be the mean recurrence time of state i . Let $V_i(n) = \sum_{r=0}^{n-1} I_{\{X_r=i\}}$ be the number of visits to i up to $n-1$, and let f be any bounded function on S . Show that:

- (a) $n^{-1} V_i(n) \xrightarrow{\text{a.s.}} \mu_i^{-1}$ as $n \rightarrow \infty$,
- (b) if $\mu_i < \infty$ for all i , then

$$\frac{1}{n} \sum_{r=0}^{n-1} f(X_r) \rightarrow \sum_{i \in S} f(i) / \mu_i \quad \text{as } n \rightarrow \infty.$$

33. Ergodic theorem in continuous time. Let X be an irreducible persistent continuous-time Markov chain with generator \mathbf{G} and finite mean recurrence times μ_j .

- (a) Show that $\frac{1}{t} \int_0^t I_{\{X(s)=j\}} ds \xrightarrow{\text{a.s.}} \frac{1}{\mu_j g_j}$ as $t \rightarrow \infty$;

- (b) deduce that the stationary distribution π satisfies $\pi_j = 1/(\mu_j g_j)$;
 (c) show that, if f is a bounded function on S ,

$$\frac{1}{t} \int_0^t f(X(s)) ds \xrightarrow{\text{a.s.}} \sum_i \pi_i f(i) \quad \text{as } t \rightarrow \infty.$$

34. Tail equivalence. Suppose that the sequences $\{X_n : n \geq 1\}$ and $\{Y_n : n \geq 1\}$ are *tail equivalent*, which is to say that $\sum_{n=1}^{\infty} \mathbb{P}(X_n \neq Y_n) < \infty$. Show that:

- (a) $\sum_{n=1}^{\infty} X_n$ and $\sum_{n=1}^{\infty} Y_n$ converge or diverge together,
 (b) $\sum_{n=1}^{\infty} (X_n - Y_n)$ converges almost surely,
 (c) if there exist a random variable X and a sequence a_n such that $a_n \uparrow \infty$ and $a_n^{-1} \sum_{r=1}^n X_r \xrightarrow{\text{a.s.}} X$, then

$$\frac{1}{a_n} \sum_{r=1}^n Y_r \xrightarrow{\text{a.s.}} X.$$

35. Three series theorem. Let $\{X_n : n \geq 1\}$ be independent random variables. Show that $\sum_{n=1}^{\infty} X_n$ converges a.s. if, for some $a > 0$, the following three series all converge:

- (a) $\sum_n \mathbb{P}(|X_n| > a)$,
 (b) $\sum_n \text{var}(X_n I_{\{|X_n| \leq a\}})$,
 (c) $\sum_n \mathbb{E}(X_n I_{\{|X_n| \leq a\}})$.

[The converse holds also, but is harder to prove.]

36. Let $\{X_n : n \geq 1\}$ be independent random variables with continuous common distribution function F . We call X_k a *record value* for the sequence if $X_k > X_r$ for $1 \leq r < k$, and we write I_k for the indicator function of the event that X_k is a record value.

- (a) Show that the random variables I_k are independent.
 (b) Show that $R_m = \sum_{k=1}^m I_k$ satisfies $R_m/\log m \xrightarrow{\text{a.s.}} 1$ as $m \rightarrow \infty$.

37. Random harmonic series. Let $\{X_n : n \geq 1\}$ be a sequence of independent random variables with $\mathbb{P}(X_n = 1) = \mathbb{P}(X_n = -1) = \frac{1}{2}$. Does the series $\sum_{r=1}^n X_r/r$ converge a.s. as $n \rightarrow \infty$?

Random processes

Summary. This brief introduction to random processes includes elementary previews of stationary processes, renewal processes, queueing processes, and the Wiener process (Brownian motion). It ends with a discussion of the Kolmogorov consistency conditions.

8.1 Introduction

Recall that a ‘random process’ X is a family $\{X_t : t \in T\}$ of random variables which map the sample space Ω into some set S . There are many possible choices for the index set T and the state space S , and the characteristics of the process depend strongly upon these choices. For example, in Chapter 6 we studied discrete-time ($T = \{0, 1, 2, \dots\}$) and continuous-time ($T = [0, \infty)$) Markov chains which take values in some countable set S . Other possible choices for T include \mathbb{R}^n and \mathbb{Z}^n , whilst S might be an uncountable set such as \mathbb{R} . The mathematical analysis of a random process varies greatly depending on whether S and T are countable or uncountable, just as discrete random variables are distinguishable from continuous variables. The main differences are indicated by those cases in which

- (a) $T = \{0, 1, 2, \dots\}$ or $T = [0, \infty)$,
- (b) $S = \mathbb{Z}$ or $S = \mathbb{R}$.

There are two levels at which we can observe the evolution of a random process X .

- (a) Each X_t is a function which maps Ω into S . For any fixed $\omega \in \Omega$, there is a corresponding collection $\{X_t(\omega) : t \in T\}$ of members of S ; this is called the *realization* or *sample path* of X at ω . We can study properties of sample paths.
- (b) The X_t are not independent in general. If $S \subseteq \mathbb{R}$ and $\mathbf{t} = (t_1, t_2, \dots, t_n)$ is a vector of members of T , then the vector $(X_{t_1}, X_{t_2}, \dots, X_{t_n})$ has joint distribution function $F_{\mathbf{t}} : \mathbb{R}^n \rightarrow [0, 1]$ given by $F_{\mathbf{t}}(\mathbf{x}) = \mathbb{P}(X_{t_1} \leq x_1, \dots, X_{t_n} \leq x_n)$. The collection $\{F_{\mathbf{t}}\}$, as \mathbf{t} ranges over all vectors of members of T of any finite length, is called the collection of *finite-dimensional distributions* (abbreviated to *fdds*) of X , and it contains all the information which is available about X from the distributions of its component variables X_t . We can study the distributional properties of X by using its fdds.

These two approaches do not generally yield the same information about the process in question, since knowledge of the fdds does not yield complete information about the properties of the sample paths. We shall see an example of this in the final section of this chapter.

We are not concerned here with the general theory of random processes, but prefer to study certain specific collections of processes which are characterized by one or more special properties. This is not a new approach for us. In Chapter 6 we devoted our attention to processes which satisfy the Markov property, whilst large parts of Chapter 7 were devoted to sequences $\{S_n\}$ which were either martingales or the partial sums of independent sequences. In this short chapter we introduce certain other types of process and their characteristic properties. These can be divided broadly under four headings, covering ‘stationary processes’, ‘renewal processes’, ‘queues’, and ‘diffusions’; their detailed analysis is left for Chapters 9, 10, 11, and 13 respectively.

We shall only be concerned with the cases when T is one of the sets \mathbb{Z} , $\{0, 1, 2, \dots\}$, \mathbb{R} , or $[0, \infty)$. If T is an uncountable subset of \mathbb{R} , representing continuous time say, then we shall usually write $X(t)$ rather than X_t for ease of notation. Evaluation of $X(t)$ at some $\omega \in \Omega$ yields a point in S , which we shall denote by $X(t; \omega)$.

8.2 Stationary processes

Many important processes have the property that their finite-dimensional distributions are invariant under time shifts (or space shifts if T is a subset of some Euclidean space \mathbb{R}^n , say).

(1) Definition. The process $X = \{X(t) : t \geq 0\}$, taking values in \mathbb{R} , is called **strongly stationary** if the families

$$\{X(t_1), X(t_2), \dots, X(t_n)\} \quad \text{and} \quad \{X(t_1 + h), X(t_2 + h), \dots, X(t_n + h)\}$$

have the same joint distribution for all t_1, t_2, \dots, t_n and $h > 0$.

Note that, if X is strongly stationary, then $X(t)$ has the same distribution for all t .

We saw in Section 3.6 that the covariance of two random variables X and Y contains some information, albeit incomplete, about their joint distribution. With this in mind we formulate another stationarity property which, for processes with $\text{var}(X(t)) < \infty$, is weaker than strong stationarity.

(2) Definition. The process $X = \{X(t) : t \geq 0\}$ is called **weakly** (or **second-order** or **covariance**) **stationary** if, for all t_1, t_2 , and $h > 0$,

$$\mathbb{E}(X(t_1)) = \mathbb{E}(X(t_2)) \quad \text{and} \quad \text{cov}(X(t_1), X(t_2)) = \text{cov}(X(t_1 + h), X(t_2 + h)).$$

Thus, X is weakly stationary if and only if it has constant means, and its *autocovariance function*

$$(3) \quad c(t, t + h) = \text{cov}(X(t), X(t + h))$$

satisfies

$$c(t, t + h) = c(0, h) \quad \text{for all } t, h \geq 0.$$

We emphasize that the autocovariance function $c(s, t)$ of a weakly stationary process is a function of $t - s$ only.

Definitions similar to (1) and (2) hold for processes with $T = \mathbb{R}$ and for discrete-time processes $X = \{X_n : n \geq 0\}$; the autocovariance function of a weakly stationary discrete-time process X is just a sequence $\{c(0, m) : m \geq 0\}$ of real numbers.

Weak stationarity interests us more than strong stationarity for two reasons. First, the condition of strong stationarity is often too restrictive for certain applications; secondly, many substantial and useful properties of stationary processes are derivable from weak stationarity alone. Thus, the assertion that X is *stationary* should be interpreted to mean that X is *weakly stationary*. Of course, there exist processes which are stationary but not strongly stationary (see Example (5)), and conversely processes without finite second moments may be strongly stationary but not weakly stationary.

(4) Example. Markov chains. Let $X = \{X(t) : t \geq 0\}$ be an irreducible Markov chain taking values in some countable subset S of \mathbb{R} and with a unique stationary distribution π . Then (see Theorem (6.9.21))

$$\mathbb{P}(X(t) = j \mid X(0) = i) \rightarrow \pi_j \quad \text{as } t \rightarrow \infty$$

for all $i, j \in S$. The fdds of X depend on the initial distribution $\mu^{(0)}$ of $X(0)$, and it is not generally true that X is stationary. Suppose, however, that $\mu^{(0)} = \pi$. Then the distribution $\mu^{(t)}$ of $X(t)$ satisfies $\mu^{(t)} = \pi \mathbf{P}_t = \pi$ from equation (6.9.19), where $\{\mathbf{P}_t\}$ is the transition semigroup of the chain. Thus $X(t)$ has distribution π for all t . Furthermore, if $0 < s < s + t$ and $h > 0$, the pairs $(X(s), X(s + t))$ and $(X(s + h), X(s + t + h))$ have the same joint distribution since:

- (a) $X(s)$ and $X(s + h)$ are identically distributed,
- (b) the distribution of $X(s + h)$ (respectively $X(s + t + h)$) depends only on the distribution of $X(s)$ (respectively $X(s + t)$) and on the transition matrix \mathbf{P}_h .

A similar argument holds for collections of the $X(u)$ which contain more than two elements, and we have shown that X is strongly stationary. ●

(5) Example. Let A and B be uncorrelated (but not necessarily independent) random variables, each of which has mean 0 and variance 1. Fix a number $\lambda \in [0, \pi]$ and define

$$(6) \quad X_n = A \cos(\lambda n) + B \sin(\lambda n).$$

Then $\mathbb{E}X_n = 0$ for all n and $X = \{X_n\}$ has autocovariance function

$$\begin{aligned} c(m, m + n) &= \mathbb{E}(X_m X_{m+n}) \\ &= \mathbb{E}\left(\left[A \cos(\lambda m) + B \sin(\lambda m)\right]\left[A \cos\{\lambda(m + n)\} + B \sin\{\lambda(m + n)\}\right]\right) \\ &= \mathbb{E}\left(A^2 \cos(\lambda m) \cos\{\lambda(m + n)\} + B^2 \sin(\lambda m) \sin\{\lambda(m + n)\}\right) \\ &= \cos(\lambda n) \end{aligned}$$

since $\mathbb{E}(AB) = 0$. Thus $c(m, m + n)$ depends on n alone and so X is stationary. In general X is not strongly stationary unless extra conditions are imposed on the joint distribution of A and B ; to see this for the case $\lambda = \frac{1}{2}\pi$, simply calculate that

$$\{X_0, X_1, X_2, X_3, \dots\} = \{A, B, -A, -B, \dots\}$$

which is strongly stationary if and only if the pairs (A, B) , $(B, -A)$, and $(-A, -B)$ have the same joint distributions. It can be shown that X is strongly stationary for any λ if A and B are $N(0, 1)$ variables. The reason for this lies in Example (4.5.9), where we saw that normal variables are independent whenever they are uncorrelated. ●

Two major results in the theory of stationary processes are the ‘spectral theorem’ and the ‘ergodic theorem’; we close this section with a short discussion of these. First, recall from the theory of Fourier analysis that any function $f : \mathbb{R} \rightarrow \mathbb{R}$ which

- (a) is periodic with period 2π (that is, $f(x + 2\pi) = f(x)$ for all x),
- (b) is continuous, and
- (c) has bounded variation,

has a unique Fourier expansion

$$f(x) = \frac{1}{2}a_0 + \sum_{n=1}^{\infty} [a_n \cos(nx) + b_n \sin(nx)]$$

which expresses f as the sum of varying proportions of regular oscillations. In some sense to be specified, a stationary process X is similar to a periodic function since its autocovariances are invariant under time shifts. The spectral theorem asserts that, subject to certain conditions, stationary processes can be decomposed in terms of regular underlying oscillations whose magnitudes are random variables; the set of frequencies of oscillations which contribute to this combination is called the ‘spectrum’ of the process. For example, the process X in (5) is specified precisely in these terms by (6). In spectral theory it is convenient to allow the processes in question to take values in the complex plane. In this case (6) can be rewritten as

$$(7) \quad X_n = \operatorname{Re}(Y_n) \quad \text{where} \quad Y_n = Ce^{i\lambda n};$$

here C is a complex-valued random variable and $i = \sqrt{-1}$. The sequence $Y = \{Y_n\}$ is stationary also whenever $\mathbb{E}(C) = 0$ and $\mathbb{E}(C\bar{C}) < \infty$, where \bar{C} is the complex conjugate of C (but see Definition (9.1.1)).

The ergodic theorem deals with the partial sums of a stationary sequence $X = \{X_n : n \geq 0\}$. Consider first the following two extreme examples of stationarity.

(8) Example. Independent sequences. Let $X = \{X_n : n \geq 0\}$ be a sequence of independent identically distributed variables with zero means and unit variances. Certainly X is stationary, and its autocovariance function is given by

$$c(m, m+n) = \mathbb{E}(X_m X_{m+n}) = \begin{cases} 1 & \text{if } n = 0, \\ 0 & \text{if } n \neq 0. \end{cases}$$

The strong law of large numbers asserts that $n^{-1} \sum_{j=1}^n X_j \xrightarrow{\text{a.s.}} 0$. ●

(9) Example. Identical sequences. Let Y be a random variable with zero mean and unit variance, and let $X = \{X_n : n \geq 0\}$ be the stationary sequence given by $X_n = Y$ for all n . Then X has autocovariance function $c(m, m+n) = \mathbb{E}(X_m X_{m+n}) = 1$ for all n . It is clear that $n^{-1} \sum_{j=1}^n X_j \xrightarrow{\text{a.s.}} Y$ since each term in the sum is Y itself. ●

These two examples are, in some sense, extreme examples of stationarity since the first deals with independent variables and the second deals with identical variables. In both examples,

however, the averages $n^{-1} \sum_{j=1}^n X_j$ converge as $n \rightarrow \infty$. In the first case the limit is constant, whilst in the second the limit is a random variable with a non-trivial distribution. This indicates a shared property of ‘nice’ stationary processes, and we shall see that any stationary sequence $X = \{X_n : n \geq 0\}$ with finite means satisfies

$$\frac{1}{n} \sum_{j=1}^n X_j \xrightarrow{\text{a.s.}} Y$$

for some random variable Y . This result is called the ergodic theorem for stationary sequences. A similar result holds for continuous-time stationary processes.

The theory of stationary processes is important and useful in statistics. Many sequences $\{x_n : 0 \leq n \leq N\}$ of observations, indexed by the time at which they were taken, are suitably modelled by random processes, and statistical problems such as the estimation of unknown parameters and the prediction of the future values of the sequence are often studied in this context. Such sequences are called ‘time series’ and they include many examples which are well known to us already, such as the successive values of the Financial Times Share Index, or the frequencies of sunspots in successive years. Statisticians and politicians often seek to find some underlying structure in such sequences, and to this end they may study ‘moving average’ processes Y , which are smoothed versions of a stationary sequence X ,

$$Y_n = \sum_{i=0}^r \alpha_i X_{n-i},$$

where $\alpha_0, \alpha_1, \dots, \alpha_r$ are constants. Alternatively, they may try to fit a model to their observations, and may typically consider ‘autoregressive schemes’ Y , being sequences which satisfy

$$Y_n = \sum_{i=1}^r \alpha_i Y_{n-i} + Z_n$$

where $\{Z_n\}$ is a sequence of uncorrelated variables with zero means and constant finite variance.

An introduction to the theory of stationary processes is given in Chapter 9.

Exercises for Section 8.2

1. Flip-flop. Let $\{X_n\}$ be a Markov chain on the state space $S = \{0, 1\}$ with transition matrix

$$\mathbf{P} = \begin{pmatrix} 1 - \alpha & \alpha \\ \beta & 1 - \beta \end{pmatrix},$$

where $\alpha + \beta > 0$. Find:

- the correlation $\rho(X_m, X_{m+n})$, and its limit as $m \rightarrow \infty$ with n remaining fixed,
- $\lim_{n \rightarrow \infty} n^{-1} \sum_{r=1}^n \mathbb{P}(X_r = 1)$.

Under what condition is the process strongly stationary?

2. Random telegraph. Let $\{N(t) : t \geq 0\}$ be a Poisson process of intensity λ , and let T_0 be an independent random variable such that $\mathbb{P}(T_0 = \pm 1) = \frac{1}{2}$. Define $T(t) = T_0(-1)^{N(t)}$. Show that $\{T(t) : t \geq 0\}$ is stationary and find: (a) $\rho(T(s), T(s+t))$, (b) the mean and variance of $X(t) = \int_0^t T(s) ds$.

3. Korolyuk–Khinchin theorem. An integer-valued counting process $\{N(t) : t \geq 0\}$ with $N(0) = 0$ is called *crudely stationary* if $p_k(s, t) = \mathbb{P}(N(s+t) - N(s) = k)$ depends only on the length t and not on the location s . It is called *simple* if, almost surely, it has jump discontinuities of size 1 only. Show that, for a simple crudely stationary process N , $\lim_{t \downarrow 0} t^{-1} \mathbb{P}(N(t) > 0) = \mathbb{E}(N(1))$.

8.3 Renewal processes

We are often interested in the successive occurrences of events such as the emission of radioactive particles, the failures of light bulbs, or the incidences of earthquakes.

(1) Example. Light bulb failures. This is the archetype of renewal processes. A room is lit by a single light bulb. When this bulb fails it is replaced immediately by an apparently identical copy. Let X_i be the (random) lifetime of the i th bulb, and suppose that the first bulb is installed at time $t = 0$. Then $T_n = X_1 + X_2 + \cdots + X_n$ is the time until the n th failure (where, by convention, we set $T_0 = 0$), and

$$N(t) = \max\{n : T_n \leq t\}$$

is the number of bulbs which have failed by time t . It is natural to assume that the X_i are independent and identically distributed random variables. ●

(2) Example. Markov chains. Let $\{Y_n : n \geq 0\}$ be a Markov chain, and choose some state i . We are interested in the time epochs at which the chain is in the state i . The times $0 < T_1 < T_2 < \cdots$ of successive visits to i are given by

$$\begin{aligned} T_1 &= \min\{n \geq 1 : Y_n = i\}, \\ T_{m+1} &= \min\{n > T_m : Y_n = i\} \quad \text{for } m \geq 1; \end{aligned}$$

they may be defective unless the chain is irreducible and persistent. Let $\{X_m : m \geq 1\}$ be given by

$$X_m = T_m - T_{m-1} \quad \text{for } m \geq 1,$$

where we set $T_0 = 0$ by convention. It is clear that the X_m are independent, and that X_2, X_3, \dots are identically distributed since each is the elapsed time between two successive visits to i . On the other hand, X_1 does *not* have this shared distribution in general, unless the chain began in the state $Y_0 = i$. The number of visits to i which have occurred by time t is given by $N(t) = \max\{n : T_n \leq t\}$. ●

Both examples above contain a continuous-time random process $N = \{N(t) : t \geq 0\}$, where $N(t)$ represents the number of occurrences of some event in the time interval $[0, t)$. Such a process N is called a ‘renewal’ or ‘counting’ process for obvious reasons; the Poisson process of Section 6.8 provides another example of a renewal process.

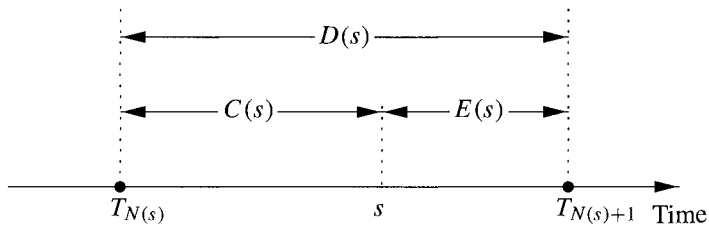
(3) Definition. A renewal process $N = \{N(t) : t \geq 0\}$ is a process for which

$$N(t) = \max\{n : T_n \leq t\}$$

where

$$T_0 = 0, \quad T_n = X_1 + X_2 + \cdots + X_n \quad \text{for } n \geq 1,$$

and the X_m are independent identically distributed non-negative random variables.

Figure 8.1. Excess, current, and total lifetimes at time s .

This definition describes N in terms of an underlying sequence $\{X_n\}$. In the absence of knowledge about this sequence we can construct it from N ; just define

$$(4) \quad T_n = \inf\{t : N(t) = n\}, \quad X_n = T_n - T_{n-1}.$$

Note that the finite-dimensional distributions of a renewal process N are specified by the distribution of the X_m . For example, if the X_m are exponentially distributed then N is a Poisson process. We shall try to use the notation of (3) consistently in Chapter 10, in the sense that $\{N(t)\}$, $\{T_n\}$, and $\{X_n\}$ will always denote variables satisfying (4).

It is sometimes appropriate to allow X_1 to have a different distribution from the shared distribution of X_2, X_3, \dots ; in this case N is called a *delayed* (or *modified*) renewal process. The process N in (2) is a delayed renewal process whatever the initial Y_0 ; if $Y_0 = i$ then N is an ordinary renewal process.

Those readers who paid attention to Claim (6.9.13) will be able to prove the following little result, which relates renewal processes to Markov chains.

(5) Theorem. *Poisson processes are the only renewal processes which are Markov chains.*

If you like, think of renewal processes as a generalization of Poisson processes in which we have dropped the condition that interarrival times be exponentially distributed.

There are two principal areas of interest concerning renewal processes. First, suppose that we interrupt a renewal process N at some specified time s . By this time, $N(s)$ occurrences have already taken place and we are awaiting the $(N(s) + 1)$ th. That is, s belongs to the random interval

$$I_s = [T_{N(s)}, T_{N(s)+1}).$$

Here are definitions of three random variables of interest.

(6) The *excess* (or *residual*) lifetime of I_s : $E(s) = T_{N(s)+1} - s$.

(7) The *current lifetime* (or *age*) of I_s : $C(s) = s - T_{N(s)}$.

(8) The *total lifetime* of I_s : $D(s) = E(s) + C(s)$.

We shall be interested in the distributions of these random variables; they are illustrated in Figure 8.1.

It will come as no surprise to the reader to learn that the other principal topic concerns the asymptotic behaviour of a renewal process $N(t)$ as $t \rightarrow \infty$. Here we turn our attention to the *renewal function* $m(t)$ given by

$$(9) \quad m(t) = \mathbb{E}(N(t)).$$

For a Poisson process N with intensity λ , Theorem (6.8.2) shows that $m(t) = \lambda t$. In general, m is *not* a linear function of t ; however, it is not too difficult to show that m is asymptotically linear, in that

$$\frac{1}{t}m(t) \rightarrow \frac{1}{\mu} \quad \text{as } t \rightarrow \infty, \quad \text{where } \mu = \mathbb{E}(X_1).$$

The ‘renewal theorem’ is a refinement of this result and asserts that

$$m(t+h) - m(t) \rightarrow \frac{h}{\mu} \quad \text{as } t \rightarrow \infty$$

subject to a certain condition on X_1 .

An introduction to the theory of renewal processes is given in Chapter 10.

Exercises for Section 8.3

- Let $(f_n : n \geq 1)$ be a probability distribution on the positive integers, and define a sequence $(u_n : n \geq 0)$ by $u_0 = 1$ and $u_n = \sum_{r=1}^n f_r u_{n-r}$, $n \geq 1$. Explain why such a sequence is called a *renewal sequence*, and show that u is a renewal sequence if and only if there exists a Markov chain U and a state s such that $u_n = \mathbb{P}(U_n = s \mid U_0 = s)$.
- Let $\{X_i : i \geq 1\}$ be the inter-event times of a discrete renewal process on the integers. Show that the excess lifetime B_n constitutes a Markov chain. Write down the transition probabilities of the sequence $\{B_n\}$ when reversed in equilibrium. Compare these with the transition probabilities of the chain U of your solution to Exercise (1).
- Let $(u_n : n \geq 1)$ satisfy $u_0 = 1$ and $u_n = \sum_{r=1}^n f_r u_{n-r}$ for $n \geq 1$, where $(f_r : r \geq 1)$ is a non-negative sequence. Show that:
 - $v_n = \rho^n u_n$ is a renewal sequence if $\rho > 0$ and $\sum_{n=1}^{\infty} \rho^n f_n = 1$,
 - as $n \rightarrow \infty$, $\rho^n u_n$ converges to some constant c .
- Events occur at the times of a discrete-time renewal process N (see Example (5.2.15)). Let u_n be the probability of an event at time n , with generating function $U(s)$, and let $F(s)$ be the probability generating function of a typical inter-event time. Show that, if $|s| < 1$:

$$\sum_{r=0}^{\infty} \mathbb{E}(N(r))s^r = \frac{F(s)U(s)}{1-s} \quad \text{and} \quad \sum_{t=0}^{\infty} \mathbb{E} \left[\binom{N(t)+k}{k} \right] s^t = \frac{U(s)^k}{1-s} \quad \text{for } k \geq 0.$$

- Prove Theorem (8.3.5): Poisson processes are the only renewal processes that are Markov chains.

8.4 Queues

The theory of queues is attractive and popular for two main reasons. First, queueing models are easily described and draw strongly from our intuitions about activities such as shopping or dialling a telephone operator. Secondly, even the solutions to the simplest models use much of the apparatus which we have developed in this book. Queues are, in general, non-Markovian, non-stationary, and quite difficult to study. Subject to certain conditions, however, their analysis uses ideas related to imbedded Markov chains, convergence of sequences of random variables, martingales, stationary processes, and renewal processes. We present a broad account of their theory in Chapter 11.

Customers arrive at a service point or counter at which a number of servers are stationed. [For clarity of exposition we have adopted the convention, chosen by the flip of a coin, that customers are male and servers are female.] An arriving customer may have to wait until one of these servers becomes available. Then he moves to the head of the queue and is served; he leaves the system on the completion of his service. We must specify a number of details about this queueing system before we are able to model it adequately. For example,

- (a) in what manner do customers enter the system?
- (b) in what order are they served?
- (c) how long are their service times?

For the moment we shall suppose that the answers to these questions are as follows.

- (a) The number $N(t)$ of customers who have entered by time t is a renewal process. That is, if T_n is the time of arrival of the n th customer (with the convention that $T_0 = 0$) then the *interarrival times* $X_n = T_n - T_{n-1}$ are independent and identically distributed.
- (b) Arriving customers join the end of a single line of people who receive attention on a 'first come, first served' basis. There are a certain number of servers. When a server becomes free, she turns her attention to the customer at the head of the waiting line. We shall usually suppose that the queue has a single server only.
- (c) Service times are independent identically distributed random variables. That is, if S_n is the service time of the n th customer to arrive, then $\{S_n\}$ is a sequence of independent identically distributed non-negative random variables which do not depend on the arriving stream N of customers.

It requires only a little imagination to think of various other systems. Here are some examples.

- (1) *Queues with baulking.* If the line of waiting customers is long then an arriving customer may, with a certain probability, decide not to join it.
- (2) *Continental queueing.* In the absence of queue discipline, unoccupied servers pick a customer at random from the waiting *mêlée*.
- (3) *Airline check-in.* The waiting customers divide into several lines, one for each server. The servers themselves enter and leave the system at random, causing the attendant customers to change lines as necessary.
- (4) *Last come, first served.* Arriving documents are placed on the top of an in-tray. An available server takes the next document from the top of the pile.
- (5) *Group service.* Waiting customers are served in batches. This is appropriate for lift queues and bus queues.
- (6) *Student discipline.* Arriving customers jump the queue, joining it near a friend

We shall consider mostly the single-server queues described by (a), (b), and (c) above. Such queues are specified by the distribution of a typical interarrival time and the distribution of a typical service time; the method of analysis depends partly upon how much information we have about these quantities.

The state of the queue at time t is described by the number $Q(t)$ of waiting customers ($Q(t)$ includes customers who are in the process of being served at this time). It would be unfortunate if $Q(t) \rightarrow \infty$ as $t \rightarrow \infty$, and we devote special attention to finding out when this occurs. We call a queue *stable* if the distribution of $Q(t)$ settles down as $t \rightarrow \infty$ in some well-behaved way; otherwise we call it *unstable*. We choose not to define stability more precisely at this stage, wishing only to distinguish between such extremes as

- (a) queues which either grow beyond all bounds or enjoy large wild fluctuations in length,

(b) queues whose lengths converge in distribution, as $t \rightarrow \infty$, to some ‘equilibrium distribution’.

Let S and X be a typical service time and a typical interarrival time, respectively; the ratio

$$\rho = \frac{\mathbb{E}(S)}{\mathbb{E}(X)}$$

is called the *traffic intensity*.

(7) Theorem. Let $Q = \{Q(t) : t \geq 0\}$ be a queue with a single server and traffic intensity ρ .

(a) If $\rho < 1$ then Q is stable.

(b) If $\rho > 1$ then Q is unstable.

(c) If $\rho = 1$ and at least one of S and X has strictly positive variance then Q is unstable.

The conclusions of this theorem are intuitively very attractive. Why?

A more satisfactory account of this theorem is given in Section 11.5.

Exercises for Section 8.4

1. The two tellers in a bank each take an exponentially distributed time to deal with any customer; their parameters are λ and μ respectively. You arrive to find exactly two customers present, each occupying a teller.

(a) You take a fancy to a randomly chosen teller, and queue for that teller to be free; no later switching is permitted. Assuming any necessary independence, what is the probability p that you are the last of the three customers to leave the bank?

(b) If you choose to be served by the quicker teller, find p .

(c) Suppose you go to the teller who becomes free first. Find p .

2. Customers arrive at a desk according to a Poisson process of intensity λ . There is one clerk, and the service times are independent and exponentially distributed with parameter μ . At time 0 there is exactly one customer, currently in service. Show that the probability that the next customer arrives before time t and finds the clerk busy is

$$\frac{\lambda}{\lambda + \mu} (1 - e^{-(\lambda + \mu)t}).$$

3. Vehicles pass a crossing at the instants of a Poisson process of intensity λ ; you need a gap of length at least a in order to cross. Let T be the first time at which you could succeed in crossing to the other side. Show that $\mathbb{E}(T) = (e^{a\lambda} - 1)/\lambda$, and find $\mathbb{E}(e^{\theta T})$.

Suppose there are two lanes to cross, carrying independent Poissonian traffic with respective rates λ and μ . Find the expected time to cross in the two cases when: (a) there is an island or refuge between the two lanes, (b) you must cross both in one go. Which is the greater?

4. Customers arrive at the instants of a Poisson process of intensity λ , and the single server has exponential service times with parameter μ . An arriving customer who sees n customers present (including anyone in service) will join the queue with probability $(n + 1)/(n + 2)$, otherwise leaving for ever. Under what condition is there a stationary distribution? Find the mean of the time spent in the queue (not including service time) by a customer who joins it when the queue is in equilibrium. What is the probability that an arrival joins the queue when in equilibrium?

5. Customers enter a shop at the instants of a Poisson process of rate 2. At the door, two representatives separately demonstrate a new corkscrew. This typically occupies the time of a customer and the representative for a period which is exponentially distributed with parameter 1, independently of arrivals and other demonstrators. If both representatives are busy, customers pass directly into the

shop. No customer passes a free representative without being stopped, and all customers leave by another door. If both representatives are free at time 0, show the probability that both are busy at time t is $\frac{2}{5} - \frac{2}{3}e^{-2t} + \frac{4}{15}e^{-5t}$.

8.5 The Wiener process

Most of the random processes considered so far are ‘discrete’ in the sense that they take values in the integers or in some other countable set. Perhaps the simplest example is simple random walk $\{S_n\}$, a process which jumps one unit to the left or to the right at each step. This random walk $\{S_n\}$ has two interesting and basic properties:

- (a) *time-homogeneity*, in that, for all non-negative m and n , S_m and $S_{m+n} - S_n$ have the same distribution (we assume $S_0 = 0$); and
- (b) *independent increments*, in that the increments $S_{n_i} - S_{m_i}$ ($i \geq 1$) are independent whenever the intervals $(m_i, n_i]$ are disjoint.

What is the ‘continuous’ analogue of this random walk? It is reasonable to require that such a ‘continuous’ random process has the two properties above, and it turns out that, subject to some extra assumptions about means and variances, there is essentially only one such process which is called the *Wiener process*. This is a process $W = \{W(t) : t \geq 0\}$, indexed by continuous time and taking values in the real line \mathbb{R} , which is time-homogeneous with independent increments, and with the vital extra property that $W(t)$ has the normal distribution with mean 0 and variance $\sigma^2 t$ for some constant σ^2 . This process is sometimes called *Brownian motion*, and is a cornerstone of the modern theory of random processes. Think about it as a model for a particle which diffuses randomly along a line. There is no difficulty in constructing Wiener processes in higher dimensions, leading to models for such processes as the Dow–Jones index or the diffusion of a gas molecule in a container. Note that $W(0) = 0$; the definition of a Wiener process may be easily extended to allow more general starting points.

What are the finite-dimensional distributions of the Wiener process W ? These are easily calculated as follows.

(1) Lemma. *The vector of random variables $W(t_1), W(t_2), \dots, W(t_n)$ has the multivariate normal distribution with zero means and covariance matrix (v_{ij}) where $v_{ij} = \sigma^2 \min\{t_i, t_j\}$.*

Proof. By assumption, $W(t_i)$ has the normal distribution with zero mean and variance $\sigma^2 t_i$. It therefore suffices to prove that $\text{cov}(W(s), W(t)) = \sigma^2 \min\{s, t\}$. Now, if $s < t$, then

$$\mathbb{E}(W(s)W(t)) = \mathbb{E}(W(s)^2 + W(s)[W(t) - W(s)]) = \mathbb{E}(W(s)^2) + 0,$$

since W has independent increments and $\mathbb{E}(W(s)) = 0$. Hence

$$\text{cov}(W(s), W(t)) = \text{var}(W(s)) = \sigma^2 s. \quad \blacksquare$$

A Wiener process W is called *standard* if $W(0) = 0$ and $\sigma^2 = 1$. A more extended treatment of Wiener processes appears in Chapter 13.

Exercises for Section 8.5

1. For a Wiener process W with $W(0) = 0$, show that

$$\mathbb{P}(W(s) > 0, W(t) > 0) = \frac{1}{4} + \frac{1}{2\pi} \sin^{-1} \sqrt{\frac{s}{t}} \quad \text{for } s < t.$$

Calculate $\mathbb{P}(W(s) > 0, W(t) > 0, W(u) > 0)$ when $s < t < u$.

2. Let W be a Wiener process. Show that, for $s < t < u$, the conditional distribution of $W(t)$ given $W(s)$ and $W(u)$ is normal

$$N\left(\frac{(u-t)W(s) + (t-s)W(u)}{u-s}, \frac{(u-t)(t-s)}{u-s}\right).$$

Deduce that the conditional correlation between $W(t)$ and $W(u)$, given $W(s)$ and $W(v)$, where $s < t < u < v$, is

$$\sqrt{\frac{(v-u)(t-s)}{(v-t)(u-s)}}.$$

3. For what values of a and b is $aW_1 + bW_2$ a standard Wiener process, where W_1 and W_2 are independent standard Wiener processes?

4. Show that a Wiener process W with variance parameter σ^2 has finite quadratic variation, which is to say that

$$\sum_{j=0}^{n-1} \{W((j+1)t/n) - W(jt/n)\}^2 \xrightarrow{\text{m.s.}} \sigma^2 t \quad \text{as } n \rightarrow \infty.$$

5. Let W be a Wiener process. Which of the following define Wiener processes?

(a) $-W(t)$, (b) $\sqrt{t}W(1)$, (c) $W(2t) - W(t)$.

8.6 Existence of processes

In our discussions of the properties of random variables, only scanty reference has been made to the underlying probability space $(\Omega, \mathcal{F}, \mathbb{P})$; indeed we have felt some satisfaction and relief from this omission. We have often made assumptions about hypothetical random variables without even checking that such variables exist. For example, we are in the habit of making statements such as ‘let X_1, X_2, \dots be independent variables with common distribution function F ’, but we have made no effort to show that there exists some probability space on which such variables can be constructed. The foundations of such statements require examination. It is the purpose of this section to indicate that our assumptions are fully justifiable.

First, suppose that $(\Omega, \mathcal{F}, \mathbb{P})$ is a probability space and that $X = \{X_t : t \in T\}$ is some collection of random variables mapping Ω into \mathbb{R} . We saw in Section 8.1 that to any vector $\mathbf{t} = (t_1, t_2, \dots, t_n)$ containing members of T and of finite length there corresponds a joint distribution function $F_{\mathbf{t}}$; the collection of such functions $F_{\mathbf{t}}$, as \mathbf{t} ranges over all possible vectors of any length, is called the set of *finite-dimensional distributions*, or *fdds*, of X . It is clear that these distribution functions satisfy the two *Kolmogorov consistency conditions*:

$$(I) F_{(t_1, \dots, t_n, t_{n+1})}(x_1, \dots, x_n, x_{n+1}) \rightarrow F_{(t_1, \dots, t_n)}(x_1, \dots, x_n) \quad \text{as } x_{n+1} \rightarrow \infty,$$

(2) if π is a permutation of $(1, 2, \dots, n)$ and $\pi \mathbf{y}$ denotes the vector $\pi \mathbf{y} = (y_{\pi(1)}, \dots, y_{\pi(n)})$ for any n -vector \mathbf{y} , then $F_{\pi \mathbf{t}}(\pi \mathbf{x}) = F_{\mathbf{t}}(\mathbf{x})$ for all $\mathbf{x}, \mathbf{t}, \pi$, and n .

Condition (1) is just a higher-dimensional form of (2.1.6a), and condition (2) says that the operation of permuting the X_t has the obvious corresponding effect on their joint distributions. So fdds always satisfy (1) and (2); furthermore (1) and (2) characterize fdds.

(3) Theorem. *Let T be any set, and suppose that to each vector $\mathbf{t} = (t_1, t_2, \dots, t_n)$ containing members of T and of finite length, there corresponds a joint distribution function $F_{\mathbf{t}}$. If the collection $\{F_{\mathbf{t}}\}$ satisfies the Kolmogorov consistency conditions, there exists a probability space $(\Omega, \mathcal{F}, \mathbb{P})$ and a collection $X = \{X_t : t \in T\}$ of random variables on this space such that $\{F_{\mathbf{t}}\}$ is the set of fdds of X .*

The proof of this result lies in the heart of measure theory, as the following sketch indicates.

Sketch proof. Let $\Omega = \mathbb{R}^T$, the product of T copies of \mathbb{R} ; the points of Ω are collections $\mathbf{y} = \{y_t : t \in T\}$ of real numbers. Let $\mathcal{F} = \mathcal{B}^T$, the σ -field generated by subsets of the form $\prod_{t \in T} B_t$ for Borel sets B_t , all but finitely many of which equal \mathbb{R} . It is a fundamental result in measure theory that there exists a probability measure \mathbb{P} on (Ω, \mathcal{F}) such that

$$\mathbb{P}\left(\{\mathbf{y} \in \Omega : y_{t_1} \leq x_1, y_{t_2} \leq x_2, \dots, y_{t_n} \leq x_n\}\right) = F_{\mathbf{t}}(\mathbf{x})$$

for all \mathbf{t} and \mathbf{x} ; this follows by an extension of the argument of Section 1.6. Then $(\Omega, \mathcal{F}, \mathbb{P})$ is the required space. Define $X_t : \Omega \rightarrow \mathbb{R}$ by $X_t(\mathbf{y}) = y_t$ to obtain the required family $\{X_t\}$. ■

We have seen that the fdds are characterized by the consistency conditions (1) and (2). But how much do they tell us about the sample paths of the corresponding process X ? A simple example is enough to indicate some of the dangers here.

(4) Example. Let U be a random variable which is uniformly distributed on $[0, 1]$. Define two processes $X = \{X_t : 0 \leq t \leq 1\}$ and $Y = \{Y_t : 0 \leq t \leq 1\}$ by

$$X_t = 0 \quad \text{for all } t, \quad Y_t = \begin{cases} 1 & \text{if } U = t, \\ 0 & \text{otherwise.} \end{cases}$$

Clearly X and Y have the same fdds, since $\mathbb{P}(U = t) = 0$ for all t . But X and Y are different processes. In particular $\mathbb{P}(X_t = 0 \text{ for all } t) = 1$ and $\mathbb{P}(Y_t = 0 \text{ for all } t) = 0$. ●

One may easily construct less trivial examples of different processes having the same fdds; such processes are called *versions* of one another. This complication should not be overlooked with a casual wave of the hand; it is central to any theory which attempts to study properties of sample paths, such as first-passage times. As the above example illustrates, such properties are not generally specified by the fdds, and their validity may therefore depend on which version of the process is under study.

For the random process $\{X(t) : t \in T\}$, where $T = [0, \infty)$ say, knowledge of the fdds amounts to being given a probability space of the form $(\mathbb{R}^T, \mathcal{B}^T, \mathbb{P})$, as in the sketch proof of (3) above. Many properties of sample paths do not correspond to events in \mathcal{B}^T . For example, the subset of Ω given by $A = \{\omega \in \Omega : X(t) = 0 \text{ for all } t \in T\}$ is an *uncountable* intersection of events $A = \bigcap_{t \in T} \{X(t) = 0\}$, and may not itself be an event. Such difficulties would be avoided if all sample paths of X were continuous, since then A is the intersection of $\{X(t) = 0\}$ over all *rational* $t \in T$; this is a *countable* intersection.

(5) Example. Let W be the Wiener process of Section 8.5, and let T be the time of the first passage of W to the point 1, so that $S = \inf\{t : W(t) = 1\}$. Then

$$\{S > t\} = \bigcap_{0 \leq s \leq t} \{W(s) \neq 1\}$$

is a set of configurations which does not belong to the Borel σ -field $\mathcal{B}^{[0, \infty)}$. If all sample paths of W were continuous, one might write

$$\{S > t\} = \bigcap_{\substack{0 \leq s \leq t \\ s \text{ rational}}} \{W(s) \neq 1\},$$

the countable intersection of events. As the construction of Example (4) indicates, there are versions of the Wiener process which have discontinuous sample paths. One of the central results of Chapter 13 is that there exists a version with continuous sample paths, and it is with this version that one normally works. ●

It is too restrictive to require continuity of sample paths in general; after all, processes such as the Poisson process most definitely do not have continuous sample paths. The most which can be required is continuity from either the left or the right. Following a convention, we go for the latter here. Under what conditions may one assume that there exists a version with right-continuous sample paths? An answer is provided by the next theorem; see Breiman (1968, p. 300) for a proof.

(6) Theorem. Let $\{X(t) : t \geq 0\}$ be a real-valued random process. Let D be a subset of $[0, \infty)$ which is dense in $[0, \infty)$. If:

- (i) X is continuous in probability from the right, that is, $X(t+h) \xrightarrow{P} X(t)$ as $h \downarrow 0$, for all t , and
- (ii) at any accumulation point a of D , X has finite right and left limits with probability 1, that is $\lim_{h \downarrow 0} X(a+h)$ and $\lim_{h \uparrow 0} X(a+h)$ exist, a.s.,

then there exists a version Y of X such that:

- (a) the sample paths of Y are right-continuous,
- (b) Y has left limits, in that $\lim_{h \uparrow 0} Y(t+h)$ exists for all t .

In other words, if (i) and (ii) hold, there exists a probability space and a process Y defined on this space, such that Y has the same fdds as X in addition to properties (a) and (b). A process which is right-continuous with left limits is called càdlàg by some (largely French speakers), and a Skorokhod map or R-process by others.

8.7 Problems

1. Let $\{Z_n\}$ be a sequence of uncorrelated real-valued variables with zero means and unit variances, and define the 'moving average'

$$Y_n = \sum_{i=0}^r \alpha_i Z_{n-i},$$

for constants $\alpha_0, \alpha_1, \dots, \alpha_r$. Show that Y is stationary and find its autocovariance function.

2. Let $\{Z_n\}$ be a sequence of uncorrelated real-valued variables with zero means and unit variances. Suppose that $\{Y_n\}$ is an 'autoregressive' stationary sequence in that it satisfies $Y_n = \alpha Y_{n-1} + Z_n$, $-\infty < n < \infty$, for some real α satisfying $|\alpha| < 1$. Show that Y has autocovariance function $c(m) = \alpha^{|m|}/(1 - \alpha^2)$.
3. Let $\{X_n\}$ be a sequence of independent identically distributed Bernoulli variables, each taking values 0 and 1 with probabilities $1 - p$ and p respectively. Find the mass function of the renewal process $N(t)$ with interarrival times $\{X_n\}$.
4. Customers arrive in a shop in the manner of a Poisson process with parameter λ . There are infinitely many servers, and each service time is exponentially distributed with parameter μ . Show that the number $Q(t)$ of waiting customers at time t constitutes a birth-death process. Find its stationary distribution.
5. Let $X(t) = Y \cos(\theta t) + Z \sin(\theta t)$ where Y and Z are independent $N(0, 1)$ random variables, and let $\tilde{X}(t) = R \cos(\theta t + \Psi)$ where R and Ψ are independent. Find distributions for R and Ψ such that the processes X and \tilde{X} have the same fdds.
6. **Bartlett's theorem.** Customers arrive at the entrance to a queueing system at the instants of an inhomogeneous Poisson process with rate function $\lambda(t)$. Their subsequent service histories are independent of each other, and a customer arriving at time s is in state A at time $s + t$ with probability $p(s, t)$. Show that the number of customers in state A at time t is Poisson with parameter $\int_{-\infty}^t \lambda(u)p(u, t - u) du$.
7. In a Prague teashop (U Myšáka), long since bankrupt, customers queue at the entrance for a blank bill. In the shop there are separate counters for coffee, sweetcakes, pretzels, milk, drinks, and ice cream, and queues form at each of these. At each service point the customers' bills are marked appropriately. There is a restricted number N of seats, and departing customers have to queue in order to pay their bills. If interarrival times and service times are exponentially distributed and the process is in equilibrium, find how much longer a greedy customer must wait if he insists on sitting down. Answers on a postcard to the authors, please.

Stationary processes

Summary. The theory of stationary processes, with discrete or continuous parameter, is developed. Autocovariances and spectral distributions are introduced. A theory of stochastic integration is developed for functions integrated against a stochastic process, and this theory is used to obtain a representation of a stationary process known as the spectral theorem. A result of major importance is the ergodic theorem, which explains the convergence of successive averages of a stationary process. Ergodic theorems are presented for weakly and strongly stationary processes. The final section is an introduction to Gaussian processes.

9.1 Introduction

Recall that a process X is *strongly stationary* whenever its *finite-dimensional distributions* are invariant under time shifts; it is (*weakly*) *stationary* whenever it has constant means and its *autocovariance function* is invariant under time shifts. Section 8.2 contains various examples of such processes. Next, we shall explore some deeper consequences of stationarity, in particular the spectral theorem and the ergodic theorem[†].

A special class of random processes comprises those processes whose joint distributions are multivariate normal; these are called ‘Gaussian processes’. Section 9.6 contains a brief account of some of the properties of such processes. In general, a Gaussian process is not stationary, but it is easy to characterize those which are.

We shall be interested mostly in continuous-time processes $X = \{X(t) : -\infty < t < \infty\}$, indexed by the whole real line, and will indicate any necessary variations for processes with other index sets, such as discrete-time processes. It is convenient to suppose that X takes values in the complex plane \mathbb{C} . This entails few extra complications and provides the natural setting for the theory. No conceptual difficulty is introduced by this generalization, since any complex-valued process X can be decomposed as $X = X_1 + iX_2$ where X_1 and X_2 are real-valued processes. However, we must take care when discussing the finite-dimensional distributions (fdds) of X since the distribution function of a complex-valued random variable $C = R + iI$ is no longer a function of a single real variable. Thus, our definition of strong

[†]The word ‘ergodic’ has several meanings, and probabilists tend to use it rather carelessly. We conform to this custom here.

stationarity requires revision; we leave this to the reader. The concept of weak stationarity concerns covariances; we must note an important amendment to the real-valued theory in this context. As before, the expectation operator \mathbb{E} is defined by $\mathbb{E}(R + iI) = \mathbb{E}(R) + i\mathbb{E}(I)$.

(1) Definition. The **covariance** of two complex-valued random variables C_1 and C_2 is defined to be

$$\text{cov}(C_1, C_2) = \mathbb{E}((C_1 - \mathbb{E}C_1)\overline{(C_2 - \mathbb{E}C_2)})$$

where \bar{z} denotes the complex conjugate of z .

This reduces to the usual definition (3.6.7) when C_1 and C_2 are real. Note that the operator ‘cov’ is not symmetrical in its arguments, since

$$\text{cov}(C_2, C_1) = \overline{\text{cov}(C_1, C_2)}.$$

Variances are defined as follows.

(2) Definition. The **variance** of a complex-valued random variable C is defined to be

$$\text{var}(C) = \text{cov}(C, C).$$

Decompose C into its real and imaginary parts, $C = R + iI$, and apply (2) to obtain $\text{var}(C) = \text{var}(R) + \text{var}(I)$. We may write

$$\text{var}(C) = \mathbb{E}(|C - \mathbb{E}C|^2).$$

We do not generally speak of complex random variables as being ‘uncorrelated’, preferring to use a word which emphasizes the geometrical properties of the complex plane.

(3) Definition. Complex-valued random variables C_1 and C_2 are called **orthogonal** if they satisfy $\text{cov}(C_1, C_2) = 0$.

If $X = X_1 + iX_2$ is a complex-valued process with real part X_1 and imaginary part X_2 then \bar{X} denotes the complex conjugate process of X , that is, $\bar{X} = X_1 - iX_2$.

(4) Example. Functions of the Poisson process. Let N be a Poisson process with intensity λ . Let α be a positive number, and define $X(t) = N(t + \alpha) - N(t)$, for $t \geq 0$. It is easily seen (*exercise*) from the definition of a Poisson process that X is a strongly stationary process with mean $\mathbb{E}(X(t)) = \lambda\alpha$ and autocovariance function

$$c(t, t+h) = \mathbb{E}(X(t)X(t+h)) - (\lambda\alpha)^2 = \begin{cases} 0 & \text{if } h \geq \alpha, \\ \lambda(\alpha - h) & \text{if } h < \alpha, \end{cases}$$

where $t, h \geq 0$.

Here is a second example based on the Poisson process. Let $\beta = e^{2\pi i/m}$ be a complex m th root of unity, where $m \geq 2$, and define $Y(t) = \beta^{Z+N(t)}$ where Z is a random variable that is independent of N with mass function $\mathbb{P}(Z = j) = 1/m$, for $1 \leq j \leq m$. Once again, it is left as an *exercise* to show that Y is a strictly stationary (complex-valued) process with mean $\mathbb{E}(Y(t)) = 0$. Its autocovariance function is given by the following calculation:

$$\begin{aligned} \mathbb{E}(Y(t)\overline{Y(t+h)}) &= \mathbb{E}(\beta^{N(t)}\bar{\beta}^{N(t+h)}) = \mathbb{E}((\beta\bar{\beta})^{N(t)}\bar{\beta}^{N(t+h)-N(t)}) \\ &= \mathbb{E}(\bar{\beta}^{N(h)}) && \text{since } \beta\bar{\beta} = 1 \\ &= \exp[\lambda h(\bar{\beta} - 1)] && \text{for } t, h \geq 0, \end{aligned}$$

where we have used elementary properties of the Poisson process. ●

Exercises for Section 9.1

1. Let $\dots, Z_{-1}, Z_0, Z_1, Z_2, \dots$ be independent real random variables with means 0 and variances 1, and let $\alpha, \beta \in \mathbb{R}$. Show that there exists a (weakly) stationary sequence $\{W_n\}$ satisfying $W_n = \alpha W_{n-1} + \beta W_{n-2} + Z_n$, $n = \dots, -1, 0, 1, \dots$, if the (possibly complex) zeros of the quadratic equation $z^2 - \alpha z - \beta = 0$ are smaller than 1 in absolute value.

2. Let U be uniformly distributed on $[0, 1]$ with binary expansion $U = \sum_{i=1}^{\infty} X_i 2^{-i}$. Show that the sequence

$$V_n = \sum_{i=1}^{\infty} X_{i+n} 2^{-i}, \quad n \geq 0,$$

is strongly stationary, and calculate its autocovariance function.

3. Let $\{X_n : n = \dots, -1, 0, 1, \dots\}$ be a stationary real sequence with mean 0 and autocovariance function $c(m)$.

(i) Show that the infinite series $\sum_{n=0}^{\infty} a_n X_n$ converges almost surely, and in mean square, whenever $\sum_{n=0}^{\infty} |a_n| < \infty$.

(ii) Let

$$Y_n = \sum_{k=0}^{\infty} a_k X_{n-k}, \quad n = \dots, -1, 0, 1, \dots$$

where $\sum_{k=0}^{\infty} |a_k| < \infty$. Find an expression for the autocovariance function c_Y of Y , and show that

$$\sum_{m=-\infty}^{\infty} |c_Y(m)| < \infty.$$

4. Let $X = \{X_n : n \geq 0\}$ be a discrete-time Markov chain with countable state space S and stationary distribution π , and suppose that X_0 has distribution π . Show that the sequence $\{f(X_n) : n \geq 0\}$ is strongly stationary for any function $f : S \rightarrow \mathbb{R}$.

9.2 Linear prediction

Statisticians painstakingly observe and record processes which evolve in time, not merely for the benefit of historians but also in the belief that it is an advantage to know the past when attempting to predict the future. Most scientific schemes (and many non-scientific schemes) for prediction are ‘model’ based, in that they make some specific assumptions about the process, and then use past data to extrapolate into the future. For example, in the statistical theory of ‘time series’, one often assumes that the process is some combination of general trend, periodic fluctuations, and random noise, and it is common to suppose that the noise component is a stationary process having an autocovariance function of a certain form.

Suppose that we are observing a sequence $\{x_n\}$ of numbers, the number x_n being revealed to us at time n , and that we are prepared to accept that these numbers are the outcomes of a stationary sequence $\{X_n\}$ with known mean $\mathbb{E}X_n = \mu$ and autocovariance function $c(m) = \text{cov}(X_n, X_{n+m})$. We may be required to estimate the value of X_{r+k} (where $k \geq 1$), given the values $X_r, X_{r-1}, \dots, X_{r-s}$. We saw in Section 7.9 that the ‘best’ (that is, the minimum mean-squared-error) predictor of X_{r+k} given $X_r, X_{r-1}, \dots, X_{r-s}$ is the conditional mean $M = \mathbb{E}(X_{r+k} \mid X_r, X_{r-1}, \dots, X_{r-s})$; that is to say, the mean squared error $\mathbb{E}((Y - X_{r+k})^2)$

is minimized over all choices of functions Y of $X_r, X_{r-1}, \dots, X_{r-s}$ by the choice $Y = M$. The calculation of such quantities requires a knowledge of the finite-dimensional distributions (fdds) of X which we do not generally possess. For various reasons, it is not realistic to attempt to estimate the fdds in order to *estimate* the conditional mean. The problem becomes more tractable, and its solution more elegant, if we restrict our attention to *linear* predictors of X_{r+k} , which is to say that we seek the best predictor of X_{r+k} amongst the class of linear functions of $X_r, X_{r-1}, \dots, X_{r-s}$.

(1) Theorem. *Let X be a real stationary sequence with zero mean and autocovariance function $c(m)$. Amongst the class of linear functions of the subsequence $X_r, X_{r-1}, \dots, X_{r-s}$, the best predictor of X_{r+k} (where $k \geq 1$) is*

$$(2) \quad \hat{X}_{r+k} = \sum_{i=0}^s a_i X_{r-i}$$

where the a_i satisfy the equations

$$(3) \quad \sum_{i=0}^s a_i c(|i-j|) = c(k+j) \quad \text{for } 0 \leq j \leq s.$$

Proof. Let H be the closed linear space of linear functions of $X_r, X_{r-1}, \dots, X_{r-s}$. We have from the projection theorem (7.9.14) that the element M of H for which $\mathbb{E}((X_{r+k} - M)^2)$ is a minimum is the (almost surely) unique M such that

$$(4) \quad \mathbb{E}((X_{r+k} - M)Z) = 0 \quad \text{for all } Z \in H.$$

Certainly $X_{r-j} \in H$ for $0 \leq j \leq s$. Writing $M = \sum_{i=0}^s a_i X_{r-i}$ and substituting $Z = X_{r-j}$ in (4), we obtain

$$\mathbb{E}(X_{r+k}X_{r-j}) = \mathbb{E}(MX_{r-j}) = \sum_{i=0}^s a_i \mathbb{E}(X_{r-i}X_{r-j}),$$

whence (3) follows by the assumption of zero mean. ■

Therefore, if we know the autocovariance function c , then equation (3) tells us how to find the best linear predictor of future values of the stationary sequence X . In practice we may not know c , and may instead have to estimate it. Rather than digress further in this direction, the reader is referred to the time series literature, for example Chatfield (1989).

(5) Example. Autoregressive scheme. Let $\{Z_n\}$ be a sequence of independent variables with zero means and unit variances, and let $\{Y_n\}$ satisfy

$$(6) \quad Y_n = \alpha Y_{n-1} + Z_n, \quad -\infty < n < \infty,$$

where α is a real number satisfying $|\alpha| < 1$. We have from Problem (8.7.2) that Y is stationary with zero mean and autocovariance function $c(m) = \mathbb{E}(Y_n Y_{n+m})$ given by

$$(7) \quad c(m) = \frac{\alpha^{|m|}}{1 - \alpha^2}, \quad -\infty < m < \infty.$$

Suppose we wish to estimate Y_{r+k} (where $k \geq 1$) from a knowledge of $Y_r, Y_{r-1}, \dots, Y_{r-s}$. The best linear predictor is $\widehat{Y}_{r+k} = \sum_{i=0}^s a_i Y_{r-i}$ where the a_i satisfy equations (3):

$$\sum_{i=0}^s a_i \alpha^{|i-j|} = \alpha^{k+j}, \quad 0 \leq j \leq s.$$

A solution is $a_0 = \alpha^k$, $a_i = 0$ for $i \geq 1$, so that the best linear predictor is $\widehat{Y}_{r+k} = \alpha^k Y_r$. The mean squared error of prediction is

$$\begin{aligned} \mathbb{E}((Y_{r+k} - \widehat{Y}_{r+k})^2) &= \text{var}(Y_{r+k} - \alpha^k Y_r) \\ &= \text{var}(Y_{r+k}) - 2\alpha^k \text{cov}(Y_{r+k}, Y_r) + \alpha^{2k} \text{var}(Y_r) \\ &= c(0) - 2\alpha^k c(k) + \alpha^{2k} c(0) = \frac{1 - \alpha^{2k}}{1 - \alpha^2}, \quad \text{by (7)}. \quad \bullet \end{aligned}$$

(8) Example. Let $X_n = (-1)^n X_0$ where X_0 is equally likely to take each of the values -1 and $+1$. It is easily checked in this special case that X is stationary with zero mean and autocovariance function $c(m) = (-1)^m \mathbb{E}(X_0^2) = (-1)^m$, $-\infty < m < \infty$. The best linear predictor of X_{r+k} (where $k \geq 1$) based on $X_r, X_{r-1}, \dots, X_{r-s}$ is obtained by solving the equations

$$\sum_{i=0}^s a_i (-1)^{|i-j|} = (-1)^{k+j}, \quad 0 \leq j \leq s.$$

A solution is $a_0 = (-1)^j$, $a_i = 0$ for $i \geq 1$, so that $\widehat{X}_{r+k} = (-1)^k X_r$, and the mean squared error of prediction is zero. ●

Exercises for Section 9.2

- Let X be a (weakly) stationary sequence with zero mean and autocovariance function $c(m)$.
 - Find the best linear predictor \widehat{X}_{n+1} of X_{n+1} given X_n .
 - Find the best linear predictor \widetilde{X}_{n+1} of X_{n+1} given X_n and X_{n-1} .
 - Find an expression for $D = \mathbb{E}\{(X_{n+1} - \widehat{X}_{n+1})^2\} - \mathbb{E}\{(X_{n+1} - \widetilde{X}_{n+1})^2\}$, and evaluate this expression when:
 - $X_n = \cos(nU)$ where U is uniform on $[-\pi, \pi]$,
 - X is an autoregressive scheme with $c(k) = \alpha^{|k|}$ where $|\alpha| < 1$.
- Suppose $|\alpha| < 1$. Does there exist a (weakly) stationary sequence $\{X_n : -\infty < n < \infty\}$ with zero means and autocovariance function

$$c(k) = \begin{cases} 1 & \text{if } k = 0, \\ \frac{\alpha}{1 + \alpha^2} & \text{if } |k| = 1, \\ 0 & \text{if } |k| > 1. \end{cases}$$

Assuming that such a sequence exists, find the best linear predictor \widehat{X}_n of X_n given X_{n-1}, X_{n-2}, \dots , and show that the mean squared error of prediction is $(1 + \alpha^2)^{-1}$. Verify that $\{\widehat{X}_n\}$ is (weakly) stationary.

9.3 Autocovariances and spectra

Let $X = \{X(t) : -\infty < t < \infty\}$ be a (weakly) stationary process which takes values in the complex plane \mathbb{C} . It has autocovariance function c given by

$$c(s, s+t) = \text{cov}(X(s), X(s+t)) \quad \text{for } s, t \in \mathbb{R}$$

where $c(s, s+t)$ depends on t alone. We think of c as a complex-valued function of the single variable t , and abbreviate it to

$$c(t) = c(s, s+t) \quad \text{for any } s.$$

Notice that the variance of $X(t)$ is constant for all t since

$$(1) \quad \text{var}(X(t)) = \text{cov}(X(t), X(t)) = c(0).$$

We shall sometimes assume that the mean value $\mathbb{E}(X(t))$ of X equals zero; if this is not true, then define $X'(t) = X(t) - \mathbb{E}(X(t))$ to obtain another stationary process with zero means and the same autocovariance function.

Autocovariances have the following properties.

(2) **Theorem.** *We have that:*

- (a) $c(-t) = \overline{c(t)}$,
- (b) c is a non-negative definite function, which is to say that

$$\sum_{j,k} c(t_k - t_j) z_j \bar{z}_k \geq 0$$

for all real t_1, t_2, \dots, t_n and all complex z_1, z_2, \dots, z_n .

Proof.

- (a) $c(-t) = \text{cov}(X(t), X(0)) = \overline{\text{cov}(X(0), X(t))} = \overline{c(t)}$.
- (b) This resembles the proof of Theorem (5.7.3c). Just write

$$\sum_{j,k} c(t_k - t_j) z_j \bar{z}_k = \sum_{j,k} \text{cov}(z_j X(t_j), z_k X(t_k)) = \text{cov}(Z, Z) \geq 0$$

where $Z = \sum_j z_j X(t_j)$. ■

Of more interest than the autocovariance function is the ‘autocorrelation function’ (see Definition (3.6.7)).

(3) **Definition.** The **autocorrelation function** of a weakly stationary process X with autocovariance function $c(t)$ is defined by

$$\rho(t) = \frac{\text{cov}(X(0), X(t))}{\sqrt{\text{var}(X(0)) \text{var}(X(t))}} = \frac{c(t)}{c(0)}$$

whenever $c(0) = \text{var}(X(t)) > 0$.

Of course, $\rho(t)$ is just the correlation between $X(s)$ and $X(s+t)$, for any s .

Following the discussion in Section 8.2, we seek to assess the incidence of certain regular oscillations within the random fluctuation of X . For a weakly stationary process this is often a matter of studying regular oscillations in its autocorrelation function.

(4) Theorem. Spectral theorem for autocorrelation functions. *The autocorrelation function $\rho(t)$ of a weakly stationary process X with strictly positive variance is the characteristic function of some distribution function F whenever $\rho(t)$ is continuous at $t = 0$. That is to say,*

$$(5) \quad \rho(t) = \int_{-\infty}^{\infty} e^{it\lambda} dF(\lambda).$$

Proof. This follows immediately from the discussion after Theorem (5.7.3), and is a simple application of Bochner's theorem. Following (2), we need only show that ρ is uniformly continuous. Without loss of generality we can suppose that $\mathbb{E}(X(t)) = 0$ for all t . Let $c(t)$ be the autocovariance function of X , and use the Cauchy–Schwarz inequality (3.6.9) to obtain

$$\begin{aligned} |c(t+h) - c(t)| &= |\mathbb{E}(X(0)[X(t+h) - X(t)])| \\ &\leq \mathbb{E}(|X(0)||X(t+h) - X(t)|) \\ &\leq \sqrt{\mathbb{E}(|X(0)|^2)\mathbb{E}(|X(t+h) - X(t)|^2)} \\ &= \sqrt{c(0)[2c(0) - c(h) - c(-h)]}. \end{aligned}$$

Therefore c is uniformly continuous whenever it is continuous at $h = 0$. Thus $\rho(t) = c(t)/c(0)$ is uniformly continuous as claimed, and the result follows. ■

Think of equation (5) as follows. With any real λ we may associate a complex-valued oscillating function g_λ which has period $2\pi/|\lambda|$ and some non-negative amplitude f_λ , say:

$$g_\lambda(t) = f_\lambda e^{it\lambda};$$

in the less general real-valued theory we might consider oscillations of the form $g'_\lambda(t) = f_\lambda \cos(t\lambda)$ (see equations (8.2.6) and (8.2.7)). With any collection $\lambda_1, \lambda_2, \dots$ of frequencies we can associate a mixture

$$(6) \quad g_\lambda(t) = \sum_j f_j e^{it\lambda_j}$$

of pure oscillations, where the f_j indicate the relative strengths of the various components. As the number of component frequencies in (6) grows, the summation may approach an integral

$$(7) \quad g(t) = \int_{-\infty}^{\infty} f(\lambda) e^{it\lambda} d\lambda$$

where f is some non-negative function which assigns weights to the λ . The progression from (6) to (7) is akin to the construction of the abstract integral (see Section 5.6). We have seen many expressions which are similar to (7), but in which f is the density function of some continuous random variable. Just as continuous variables are only a special subclass of the

larger family of all random variables, so (7) is not the most general limiting form for (6); the general form is

$$(8) \quad g(t) = \int_{-\infty}^{\infty} e^{it\lambda} dF(\lambda)$$

where F is a function which maps \mathbb{R} into $[0, \infty)$ and which is right-continuous, non-decreasing, and such that $F(-\infty) = 0$; we omit the details of this, which are very much the same as in part B of Section 5.6. It is easy to see that F is a distribution function if and only if $g(0) = 1$. Theorem (4) asserts that ρ enjoys a decomposition in the form of (8), as a mixture of pure oscillations.

There is an alternative view of (5) which differs slightly from this. If Λ is a random variable with distribution function F , then $g_{\Lambda}(t) = e^{it\Lambda}$ is a pure oscillation with a random frequency. Theorem (4) asserts that ρ is the mean value of this random oscillation for some special distribution F . Of course, by the uniqueness theorem (5.9.3) there is a unique distribution function F such that (5) holds.

(9) Definition. If the autocorrelation function ρ satisfies

$$\rho(t) = \int_{-\infty}^{\infty} e^{it\lambda} dF(\lambda)$$

then F is called the **spectral distribution function** of the process. The **spectral density function** is the density function which corresponds to the distribution function F whenever this density exists.

For a given autocorrelation function ρ , we can find the spectral distribution function by the inversion techniques of Section 5.9.

In general, there may be certain frequency bands which make no contribution to (5). For example, if the spectral distribution function F satisfies $F(\lambda) = 0$ for all $\lambda \leq 0$, then only positive frequencies make non-trivial contributions. If the frequency band $(\lambda - \epsilon, \lambda + \epsilon)$ makes a non-trivial contribution to (5) for all $\epsilon > 0$, then we say that λ belongs to the 'spectrum' of the process.

(10) Definition. The **spectrum** of X is the set of all real numbers λ with the property that

$$F(\lambda + \epsilon) - F(\lambda - \epsilon) > 0 \quad \text{for all } \epsilon > 0$$

where F is the spectral distribution function.

If X is a discrete-time process then the above account is inadequate, since the autocorrelation function ρ now maps \mathbb{Z} into \mathbb{C} and cannot be a characteristic function unless its domain is extended. Theorem (4) remains broadly true, but asserts now that ρ has a representation

$$(11) \quad \rho(n) = \int_{-\infty}^{\infty} e^{in\lambda} dF(\lambda)$$

for some distribution function F and all integral n . No condition of continuity is appropriate here. This representation (11) is not unique because the integrand $g_{\lambda}(n) = e^{in\lambda}$ is periodic

in λ , which is to say that $g_{\lambda+2\pi}(n) = g_{\lambda}(n)$ for all n . In this case it is customary to rewrite equation (11) as

$$\rho(n) = \sum_{k=-\infty}^{\infty} \int_{((2k-1)\pi, (2k+1)\pi]} e^{in\lambda} dF(\lambda),$$

yielding the usual statement of the spectral theorem for discrete-time processes:

$$(12) \quad \rho(n) = \int_{(-\pi, \pi]} e^{in\lambda} d\tilde{F}(\lambda)$$

for some appropriate distribution function \tilde{F} obtained from F and satisfying $\tilde{F}(-\pi) = 0$ and $\tilde{F}(\pi) = 1$. A further simplification is possible if X is real valued, since then $\rho(n) = \rho(-n)$, so that

$$(13) \quad \begin{aligned} \rho(n) &= \frac{1}{2}[\rho(n) + \rho(-n)] = \int_{(-\pi, \pi]} \frac{1}{2}(e^{in\lambda} + e^{-in\lambda}) d\tilde{F}(\lambda) \quad \text{by (12)} \\ &= \int_{(-\pi, \pi]} \cos(n\lambda) d\tilde{F}(\lambda). \end{aligned}$$

Furthermore $\cos(n\lambda) = \cos(-n\lambda)$, and it follows that ρ may be expressed as

$$(14) \quad \rho(n) = \int_{[-\pi, \pi]} \cos(n\lambda) dG(\lambda)$$

for some distribution function G of a symmetric distribution on $[-\pi, \pi]$. We note that the validity of (14) for some such G is both necessary and sufficient for ρ to be the autocorrelation function of a real-valued stationary sequence. The necessity of (14) has been shown. For its sufficiency, we shall see at the beginning of Section 9.6 that all symmetric, non-negative definite functions ρ with $\rho(0) = 1$ are autocorrelation functions of stationary sequences whose fdds are multivariate normal.

Equations (12)–(14) express ρ as the Fourier transform of some distribution function. Fourier transforms may be inverted in the usual way to obtain an expression for the spectral distribution in terms of ρ . One such expression is the following.

(15) Theorem. *Let ρ be the autocorrelation function of a stationary sequence. If the function \tilde{F} in (12) is differentiable with derivative f , then*

$$(16) \quad f(\lambda) = \frac{1}{2\pi} \sum_{n=-\infty}^{\infty} e^{-in\lambda} \rho(n)$$

at every point λ at which f is differentiable.

For real-valued sequences, (16) may be written as

$$(17) \quad f(\lambda) = \frac{1}{2\pi} \sum_{n=-\infty}^{\infty} \rho(n) \cos(n\lambda), \quad \pi \leq \lambda \leq \pi.$$

As in the discussion after Theorem (5.9.1) of characteristic functions, a sufficient (but not necessary) condition for the existence of the spectral density function f is

$$(18) \quad \sum_{n=-\infty}^{\infty} |\rho(n)| < \infty.$$

(19) Example. Independent sequences. Let $X = \{X_n : n \geq 0\}$ be a sequence of independent variables with zero means and unit variances. In Example (8.2.8) we found that the autocorrelation function is given by

$$\rho(n) = \begin{cases} 1 & \text{if } n = 0, \\ 0 & \text{if } n \neq 0. \end{cases}$$

In order to find the spectral density function, either use (15) or recognize that

$$\rho(n) = \int_{-\pi}^{\pi} e^{in\lambda} \cdot \frac{1}{2\pi} d\lambda$$

to see that the spectral density function is the uniform density function on $[-\pi, \pi]$. The spectrum of X is the interval $[-\pi, \pi]$. Such a sequence X is sometimes called ‘discrete white noise’. ●

(20) Example. Identical sequences. Let Y be a random variable with zero mean and unit variance, and let $X = \{X_n : n \geq 0\}$ be the stationary sequence given by $X_n = Y$ for all n . In Example (8.2.9) we calculated the autocorrelation function as $\rho(n) = 1$ for all n , and we recognize this as the characteristic function of a distribution which is concentrated at 0. The spectrum of X is the set $\{0\}$. ●

(21) Example. Two-state Markov chains. Let $X = \{X(t) : t \geq 0\}$ be a Markov chain with state space $S = \{1, 2\}$. Suppose, as in Example (6.9.15), that the times spent in states 1 and 2 are exponentially distributed with parameters α and β respectively where $\alpha\beta > 0$. That is to say, X has generator \mathbf{G} given by

$$\mathbf{G} = \begin{pmatrix} -\alpha & \alpha \\ \beta & -\beta \end{pmatrix}.$$

In our solution to Example (6.9.15) we wrote down the Kolmogorov forward equations and found that the transition probabilities

$$p_{ij}(t) = \mathbb{P}(X(t) = j \mid X(0) = i), \quad 1 \leq i, j \leq 2,$$

are given by

$$p_{11}(t) = 1 - p_{12}(t) = \frac{\beta}{\alpha + \beta} + \frac{\alpha}{\alpha + \beta} e^{-t(\alpha + \beta)},$$

$$p_{22}(t) = 1 - p_{21}(t) = \frac{\alpha}{\alpha + \beta} + \frac{\beta}{\alpha + \beta} e^{-t(\alpha + \beta)},$$

in agreement with Example (6.10.12). Let $t \rightarrow \infty$ to find that the chain has a stationary distribution π given by

$$\pi_1 = \frac{\beta}{\alpha + \beta}, \quad \pi_2 = \frac{\alpha}{\alpha + \beta}.$$

Suppose now that $X(0)$ has distribution π . As in Example (8.2.4), X is a strongly stationary process. We are going to find its spectral representation. First, find the autocovariance function. If $t \geq 0$, then a short calculation yields

$$\begin{aligned} \mathbb{E}(X(0)X(t)) &= \sum_i i \mathbb{E}(X(t) | X(0) = i) \pi_i = \sum_{i,j} ij p_{ij}(t) \pi_i \\ &= \frac{(2\alpha + \beta)^2}{(\alpha + \beta)^2} + \frac{\alpha\beta}{(\alpha + \beta)^2} e^{-t(\alpha+\beta)}, \end{aligned}$$

and so the autocovariance function $c(t)$ is given by

$$c(t) = \mathbb{E}(X(0)X(t)) - \mathbb{E}(X(0))\mathbb{E}(X(t)) = \frac{\alpha\beta}{(\alpha + \beta)^2} e^{-t(\alpha+\beta)} \quad \text{if } t \geq 0.$$

Hence $c(0) = \alpha\beta/(\alpha + \beta)^2$ and the autocorrelation function ρ is given by

$$\rho(t) = \frac{c(t)}{c(0)} = e^{-|t|(\alpha+\beta)} \quad \text{if } t \geq 0.$$

The process X is real valued, and so ρ is symmetric; thus

$$(22) \quad \rho(t) = e^{-|t|(\alpha+\beta)}.$$

The spectral theorem asserts that ρ is the characteristic function of some distribution. We may use the inversion theorem (5.9.2) to find this distribution; however, this method is long and complicated and we prefer to rely on our experience. Compare (22) with the result of Example (5.8.4), where we saw that if Y is a random variable with the Cauchy density function

$$f(\lambda) = \frac{1}{\pi(1 + \lambda^2)}, \quad -\infty < \lambda < \infty,$$

then Y has characteristic function $\phi(t) = e^{-|t|}$. Thus $\rho(t) = \phi(t(\alpha + \beta))$, and ρ is the characteristic function of $(\alpha + \beta)Y$ (see Theorem (5.7.6)). By Example (4.7.2) the density function of $\Lambda = (\alpha + \beta)Y$ is

$$f_\Lambda(\lambda) = \frac{1}{\alpha + \beta} f_Y\left(\frac{\lambda}{\alpha + \beta}\right) = \frac{\alpha + \beta}{\pi[(\alpha + \beta)^2 + \lambda^2]}, \quad -\infty < \lambda < \infty,$$

and this is the spectral density function of X . The spectrum of X is the whole real line \mathbb{R} . ●

(23) Example. Autoregressive scheme. Let $\{Z_n\}$ be uncorrelated random variables with zero means and unit variances, and suppose that

$$X_n = \alpha X_{n-1} + Z_n, \quad -\infty < n < \infty,$$

where α is real and satisfies $|\alpha| < 1$. We saw in Problem (8.7.2) that X has autocorrelation function

$$\rho(n) = \alpha^{|n|}, \quad -\infty < n < \infty.$$

Use (16) to find the spectral density function f_X of X :

$$\begin{aligned} f_X(\lambda) &= \frac{1}{2\pi} \sum_{n=-\infty}^{\infty} e^{-in\lambda} \alpha^{|n|} \\ &= \frac{1 - \alpha^2}{2\pi |1 - \alpha e^{i\lambda}|^2} = \frac{1 - \alpha^2}{2\pi (1 - 2\alpha \cos \lambda + \alpha^2)}, \quad -\pi \leq \lambda \leq \pi. \end{aligned}$$

More generally, suppose that the process Y satisfies

$$Y_n = \sum_{j=1}^r \alpha_j Y_{n-j} + Z_n, \quad -\infty < n < \infty$$

where $\alpha_1, \alpha_2, \dots, \alpha_r$ are constants. The same techniques can be applied, though with some difficulty, to find that Y is stationary if the complex roots $\theta_1, \theta_2, \dots, \theta_r$ of the polynomial

$$A(z) = z^r - \alpha_1 z^{r-1} - \dots - \alpha_r = 0$$

satisfy $|\theta_j| < 1$. If this holds then the spectral density function f_Y of Y is given by

$$f_Y(\lambda) = \frac{1}{2\pi \sigma^2 |A(e^{-i\lambda})|^2}, \quad -\pi \leq \lambda \leq \pi,$$

where $\sigma^2 = \text{var}(Y_0)$. ●

Exercises for Section 9.3

- Let $X_n = A \cos(n\lambda) + B \sin(n\lambda)$ where A and B are uncorrelated random variables with zero means and unit variances. Show that X is stationary with a spectrum containing exactly one point.
- Let U be uniformly distributed on $(-\pi, \pi)$, and let V be independent of U with distribution function F . Show that $X_n = e^{i(U-Vn)}$ defines a stationary (complex) sequence with spectral distribution function F .
- Find the autocorrelation function of the stationary process $\{X(t) : -\infty < t < \infty\}$ whose spectral density function is:
 - $N(0, 1)$,
 - $f(x) = \frac{1}{2} e^{-|x|}$, $-\infty < x < \infty$.
- Let X_1, X_2, \dots be a real-valued stationary sequence with zero means and autocovariance function $c(m)$. Show that

$$\text{var}\left(\frac{1}{n} \sum_{j=1}^n X_j\right) = c(0) \int_{(-\pi, \pi]} \left(\frac{\sin(n\lambda/2)}{n \sin(\lambda/2)}\right)^2 dF(\lambda)$$

where F is the spectral distribution function. Deduce that $n^{-1} \sum_{j=1}^n X_j \xrightarrow{\text{m.s.}} 0$ if and only if $F(0) - F(0-) = 0$, and show that

$$c(0)\{F(0) - F(0-)\} = \lim_{n \rightarrow \infty} \frac{1}{n} \sum_{j=0}^{n-1} c(j).$$

9.4 Stochastic integration and the spectral representation

Let $X = \{X(t) : -\infty < t < \infty\}$ be a stationary process which takes values in \mathbb{C} , as before. In the last section we saw that the autocorrelation function ρ enjoys the representation

$$(1) \quad \rho(t) = \int_{-\infty}^{\infty} e^{it\lambda} dF(\lambda)$$

as the characteristic function of some distribution function F whenever ρ is continuous at $t = 0$. This spectral representation is very useful in many contexts, including for example statistical analyses of sequences of data, but it is not the full story. Equation (1) is an analytical result with limited probabilistic content; of more interest to us is the process X , and (1) leads us to ask whether X itself enjoys a similar representation. The answer to this is in the affirmative, but the statement of the result is complicated and draws deeply from abstract theory.

Without much loss of generality we can suppose that $X(t)$ has mean 0 and variance 1 for all t . With each such stationary process X we can associate another process S called the ‘spectral process’ of X , in much the same way as the spectral distribution function F is associated with the autocorrelation function ρ .

(2) Spectral theorem. *If X is a stationary process with zero mean, unit variance, continuous autocorrelation function, and spectral distribution function F , there exists a complex-valued process $S = \{S(\lambda) : -\infty < \lambda < \infty\}$ such that*

$$(3) \quad X(t) = \int_{-\infty}^{\infty} e^{it\lambda} dS(\lambda).$$

Furthermore S has orthogonal increments in the sense that

$$\mathbb{E}([S(v) - S(u)][\bar{S}(t) - \bar{S}(s)]) = 0 \quad \text{if } u \leq v \leq s \leq t,$$

and in addition $\mathbb{E}(|S(v) - S(u)|^2) = F(v) - F(u)$ if $u \leq v$.

The discrete-time stationary process $X = \{X_n : -\infty < n < \infty\}$ has a spectral representation also. The only significant difference is that the domain of the spectral process may be taken to be $(-\pi, \pi]$.

(4) Spectral theorem. *If X is a discrete-time stationary process with zero mean, unit variance, and spectral distribution function F , there exists a complex-valued process $S = \{S(\lambda) : -\pi < \lambda \leq \pi\}$ such that*

$$(5) \quad X_n = \int_{(-\pi, \pi]} e^{in\lambda} dS(\lambda).$$

Furthermore S has orthogonal increments, and

$$(6) \quad \mathbb{E}(|S(v) - S(u)|^2) = F(v) - F(u) \quad \text{for } u \leq v.$$

A proof of (4) is presented later in this section. The proof of (2) is very similar, Fourier sums being replaced by Fourier integrals; this proof is therefore omitted. The process S in (3) and (5) is called the *spectral process* of X .

Before proving the above spectral representation, we embark upon an exploration of the 'stochastic integral', of which (3) and (5) are examples. The theory of stochastic integration is of major importance in modern probability theory, particularly in the study of diffusion processes.

As amply exemplified by the material in this book, probabilists are very often concerned with partial sums $\sum_{i=1}^n X_i$ and weighted sums $\sum_{i=1}^n a_i X_i$ of sequences of random variables. If X is a continuous-time process rather than a discrete-time sequence, the corresponding objects are integrals of the form $\int_{\alpha}^{\beta} a(u) dX(u)$; how should such an integral be defined? It is not an easy matter to discuss the 'stochastic integral' before an audience some of whom have seen little or nothing beyond the Riemann integral. There follows such an attempt.

Let $S = \{S(t) : t \in \mathbb{R}\}$ be a complex-valued continuous-time random process on the probability space $(\Omega, \mathcal{F}, \mathbb{P})$, and suppose that S has the following properties:

$$(7) \quad \mathbb{E}(|S(t)|^2) < \infty \quad \text{for all } t,$$

$$(8) \quad \mathbb{E}(|S(t+h) - S(t)|^2) \rightarrow 0 \quad \text{as } h \downarrow 0, \quad \text{for all } t,$$

(9) the process S has *orthogonal increments* in that

$$\mathbb{E}([S(v) - S(u)][\bar{S}(t) - \bar{S}(s)]) = 0 \quad \text{whenever } u \leq v \leq s \leq t.$$

Condition (7) is helpful, since we shall work with random variables with finite second moments, and with mean-square convergence. Condition (8) is a continuity assumption which will be useful for technical reasons. Condition (9) will be of central importance in demonstrating the existence of limits necessary for the definition of the stochastic integral.

Let $G(t)$ be defined by

$$(10) \quad G(t) = \begin{cases} \mathbb{E}(|S(t) - S(0)|^2) & \text{if } t \geq 0, \\ -\mathbb{E}(|S(t) - S(0)|^2) & \text{if } t < 0. \end{cases}$$

It is an elementary calculation that

$$(11) \quad \mathbb{E}(|S(t) - S(s)|^2) = G(t) - G(s), \quad \text{for } s \leq t.$$

To see that this holds when $0 \leq s \leq t$, for example, we argue as follows:

$$\begin{aligned} G(t) &= \mathbb{E}(|[S(t) - S(s)] + [S(s) - S(0)]|^2) \\ &= \mathbb{E}(|S(t) - S(s)|^2) + \mathbb{E}(|S(s) - S(0)|^2) \\ &\quad + \mathbb{E}([S(t) - S(s)][\bar{S}(s) - \bar{S}(0)] + [\bar{S}(t) - \bar{S}(s)][S(s) - S(0)]) \\ &= \mathbb{E}(|S(t) - S(s)|^2) + G(s) \end{aligned}$$

by the assumption of orthogonal increments. It follows from (11) that G is monotonic non-decreasing, and is right-continuous in that

$$(12) \quad G(t+h) \rightarrow G(t) \quad \text{as } h \downarrow 0.$$

The function G is central to the analysis which follows.

Let $a_1 < a_2 < \dots < a_n$, and let c_1, c_2, \dots, c_{n-1} be complex numbers. Define the step function ϕ on \mathbb{R} by

$$\phi(t) = \begin{cases} 0 & \text{if } t < a_1 \text{ or } t \geq a_n, \\ c_j & \text{if } a_j \leq t < a_{j+1}, \end{cases}$$

and define the integral $I(\phi)$ of ϕ with respect to S by

$$(13) \quad I(\phi) = \int_{-\infty}^{\infty} \phi(t) dS(t) = \sum_{j=1}^{n-1} c_j [S(a_{j+1}) - S(a_j)];$$

this is a finite sum, and therefore there is no problem concerning its existence.

Suppose that ϕ_1 and ϕ_2 are step functions of the type given above. We may assume, by a suitable ‘refinement’ argument, that ϕ_1 and ϕ_2 are of the form

$$\begin{aligned} \phi_1(t) = \phi_2(t) = 0 & \quad \text{if } t < a_1 \text{ or } t \geq a_n, \\ \phi_1(t) = c_j, \phi_2(t) = d_j & \quad \text{if } a_j \leq t < a_{j+1}, \end{aligned}$$

for some $a_1 < a_2 < \dots < a_n$. Then, using the assumption of orthogonal increments,

$$\begin{aligned} \mathbb{E}(I(\phi_1)\overline{I(\phi_2)}) &= \sum_{j,k} c_j \overline{d_k} \mathbb{E}([S(a_{j+1}) - S(a_j)][\overline{S(a_{k+1}) - S(a_k)}]) \\ &= \sum_j c_j \overline{d_j} \mathbb{E}(|S(a_{j+1}) - S(a_j)|^2) \\ &= \sum_j c_j \overline{d_j} [G(a_{j+1}) - G(a_j)] \quad \text{by (11),} \end{aligned}$$

which may be written as

$$(14) \quad \mathbb{E}(I(\phi_1)\overline{I(\phi_2)}) = \int_{-\infty}^{\infty} \phi_1(t) \overline{\phi_2(t)} dG(t).$$

It is now immediate by expansion of the squares that

$$(15) \quad \mathbb{E}(|I(\phi_1) - I(\phi_2)|^2) = \int_{-\infty}^{\infty} |\phi_1(t) - \phi_2(t)|^2 dG(t),$$

which is to say that ‘integration is distance preserving’ in the sense that

$$(16) \quad \|I(\phi_1) - I(\phi_2)\|_2 = \|\phi_1 - \phi_2\|,$$

where the first norm is given by

$$(17) \quad \|U - V\|_2 = \sqrt{\mathbb{E}(|U - V|^2)} \quad \text{for random variables } U, V,$$

and the second by

$$(18) \quad \|f - g\| = \sqrt{\int_{-\infty}^{\infty} |f(t) - g(t)|^2 dG(t)} \quad \text{for suitable } f, g : \mathbb{R} \rightarrow \mathbb{C}.$$

We are ready to take limits. Let $\psi : \mathbb{R} \rightarrow \mathbb{C}$ and let $\{\phi_n\}$ be a sequence of step functions such that $\|\phi_n - \psi\| \rightarrow 0$ as $n \rightarrow \infty$. Then

$$\|\phi_n - \phi_m\| \leq \|\phi_n - \psi\| + \|\phi_m - \psi\| \rightarrow 0 \quad \text{as } m, n \rightarrow \infty,$$

whence it follows from (16) that the sequence $\{I(\phi_n)\}$ is mean-square Cauchy convergent, and hence convergent in mean square (see Problem (7.11.11)). That is, there exists a random variable $I(\psi)$ such that $I(\phi_n) \xrightarrow{\text{m.s.}} I(\psi)$; we call $I(\psi)$ the integral of ψ with respect to S , writing

$$(19) \quad I(\psi) = \int_{-\infty}^{\infty} \psi(t) dS(t).$$

Note that the integral is not defined uniquely, but only as any mean-square limit of $I(\phi_n)$; any two such limits I_1 and I_2 are such that $\mathbb{P}(I_1 = I_2) = 1$.

For which functions ψ do there exist approximating sequences $\{\phi_n\}$ of step functions? The answer is those (measurable) functions for which

$$(20) \quad \int_{-\infty}^{\infty} |\psi(t)|^2 dG(t) < \infty.$$

To recap, for any given function $\psi : \mathbb{R} \rightarrow \mathbb{C}$ satisfying (20), there exists a random variable

$$(21) \quad I(\psi) = \int_{-\infty}^{\infty} \psi(t) dS(t)$$

defined as above. Such integrals have many of the usual properties of integrals, for example:

- (a) the integral of the zero function is zero,
- (b) $I(\alpha\psi_1 + \beta\psi_2) = \alpha I(\psi_1) + \beta I(\psi_2)$ for $\alpha, \beta \in \mathbb{C}$,

and so on. Such statements should be qualified by the phrase ‘almost surely’, since integrals are not defined uniquely; we shall omit this qualification here.

Integrals may be defined on *bounded* intervals just as on the whole of the real line. For example, if $\psi : \mathbb{R} \rightarrow \mathbb{C}$ and (a, b) is a bounded interval, we define

$$\int_{(a,b)} \psi(t) dS(t) = \int_{-\infty}^{\infty} \psi_{ab}(t) dS(t)$$

where $\psi_{ab}(t) = \psi(t)I_{(a,b)}(t)$.

The above exposition is directed at integrals $\int \psi(t) dS(t)$ where ψ is a given function from \mathbb{R} to \mathbb{C} . It is possible to extend this definition to the situation where ψ is itself a random process. Such an integral may be constructed very much as above, but at the expense of adding certain extra assumptions concerning the pair (ψ, S) ; see Section 13.8.

Proof of Theorem (4). Let H_X be the set of all linear combinations of the X_j , so that H_X is the set of all random variables of the form $\sum_{j=1}^n a_j X_{m(j)}$ for $a_1, a_2, \dots, a_n \in \mathbb{C}$ and integers $n, m(1), m(2), \dots, m(n)$. The space H_X is a vector space over \mathbb{C} with a natural inner product given by

$$(22) \quad (U, V)_2 = \mathbb{E}(U\bar{V}).$$

The closure \overline{H}_X of H_X is defined to be the space H_X together with all limits of mean-square Cauchy-convergent sequences in H_X .

Similarly, we let H_F be the set of all linear combinations of the functions $f_n : \mathbb{R} \rightarrow \mathbb{C}$ defined by $f_n(x) = e^{inx}$ for $-\infty < x < \infty$. We impose an inner product on H_F by

$$(23) \quad \langle u, v \rangle = \int_{(-\pi, \pi]} u(\lambda) \overline{v(\lambda)} dF(\lambda) \quad \text{for } u, v \in H_F,$$

and we write \overline{H}_F for the closure of H_F , being the space H_F together with all Cauchy-convergent sequences in H_F (a sequence $\{u_n\}$ is Cauchy convergent if $\langle u_n - u_m, u_n - u_m \rangle \rightarrow 0$ as $m, n \rightarrow \infty$).

The two spaces \overline{H}_X and \overline{H}_F are Hilbert spaces, and we place them in one-one correspondence in the following way. Define the linear mapping $\mu : H_F \rightarrow H_X$ by $\mu(f_j) = X_j$, so that

$$\mu\left(\sum_{j=1}^n a_j f_j\right) = \sum_{j=1}^n a_j X_j;$$

it is seen easily that μ is one-one, in a formal sense. Furthermore,

$$\langle \mu(f_n), \mu(f_m) \rangle_2 = \langle X_n, X_m \rangle_2 = \int_{(-\pi, \pi]} e^{i(n-m)\lambda} dF(\lambda) = \langle f_n, f_m \rangle$$

by equations (9.3.12) and (23); therefore, by linearity, $\langle \mu(u), \mu(v) \rangle_2 = \langle u, v \rangle$ for $u, v \in H_F$, so that μ is ‘distance preserving’ on H_F . The domain of μ may be extended to \overline{H}_F in the natural way: if $u \in \overline{H}_F$, $u = \lim_{n \rightarrow \infty} u_n$ where $u_n \in H_F$, we define $\mu(u) = \lim_{n \rightarrow \infty} \mu(u_n)$ where the latter limit is taken in the usual sense for \overline{H}_X . The new mapping μ from \overline{H}_F to \overline{H}_X is not quite one-one, since mean-square limits are not defined uniquely, but this difficulty is easily avoided (μ is one-one when viewed as a mapping from equivalence classes of functions to equivalence classes of random variables). Furthermore it may easily be checked that μ is distance preserving on \overline{H}_F , and linear in that

$$\mu\left(\sum_{j=1}^n a_j u_j\right) = \sum_{j=1}^n a_j \mu(u_j)$$

for $a_1, a_2, \dots, a_n \in \mathbb{C}$, $u_1, u_2, \dots, u_n \in \overline{H}_F$.

The mapping μ is sometimes called an *isometric isomorphism*. We now define the process $S = \{S(\lambda) : -\pi < \lambda \leq \pi\}$ by

$$(24) \quad S(\lambda) = \mu(I_\lambda) \quad \text{for } -\pi < \lambda \leq \pi,$$

where $I_\lambda : \mathbb{R} \rightarrow \{0, 1\}$ is the indicator function of the interval $(-\pi, \lambda]$. It is a standard result of Fourier analysis that $I_\lambda \in \overline{H}_F$, so that $\mu(I_\lambda)$ is well defined. We introduce one more piece of notation, defining $J_{\alpha\beta}$ to be the indicator function of the interval $(\alpha, \beta]$; thus $J_{\alpha\beta} = I_\beta - I_\alpha$.

We need to show that X and S are related (almost surely) by (5). To this end, we check first that S satisfies conditions (7)–(9). Certainly $\mathbb{E}(|S(\lambda)|^2) < \infty$ since $S(\lambda) \in \overline{H}_X$. Secondly,

$$\begin{aligned} \mathbb{E}(|S(\lambda + h) - S(\lambda)|^2) &= \langle S(\lambda + h) - S(\lambda), S(\lambda + h) - S(\lambda) \rangle_2 \\ &= \langle J_{\lambda, \lambda+h}, J_{\lambda, \lambda+h} \rangle \end{aligned}$$

by linearity and the isometry of μ . Now $\langle J_{\lambda, \lambda+h}, J_{\lambda, \lambda+h} \rangle \rightarrow 0$ as $h \downarrow 0$, and (8) has been verified. Thirdly, if $u \leq v \leq s \leq t$, then

$$\langle S(v) - S(u), S(t) - S(s) \rangle_2 = \langle J_{uv}, J_{st} \rangle = 0$$

since $J_{uv}(x)J_{st}(x) = 0$ for all x . Thus S has orthogonal increments. Furthermore, by (23),

$$\mathbb{E}(|S(v) - S(u)|^2) = \langle J_{uv}, J_{uv} \rangle = \int_{(u,v]} dF(\lambda) = F(v) - F(u)$$

since F is right-continuous; this confirms (6), and it remains to check that (5) holds.

The process S satisfies conditions (7)–(9), and it follows that the stochastic integral

$$I(\psi) = \int_{(-\pi, \pi]} \psi(\lambda) dS(\lambda)$$

is defined for a broad class of functions $\psi : (-\pi, \pi] \rightarrow \mathbb{C}$. We claim that

$$(25) \quad I(\psi) = \mu(\psi) \quad (\text{almost surely}) \quad \text{for } \psi \in \overline{H}_F.$$

The result of the theorem will follow immediately by the choice $\psi = f_n$, for which (25) implies that (almost surely) $I(f_n) = \mu(f_n) = X_n$, which is to say that

$$\int_{(-\pi, \pi]} e^{in\lambda} dS(\lambda) = X_n$$

as required.

It remains to prove (25), which we do by systematic approximation. Suppose first that ψ is a step function,

$$(26) \quad \psi(x) = \begin{cases} 0 & \text{if } x < a_1 \text{ or } x \geq a_n, \\ c_j & \text{if } a_j \leq x < a_{j+1}, \end{cases}$$

where $-\pi < a_1 < a_2 < \dots < a_n \leq \pi$ and $c_1, c_2, \dots, c_n \in \mathbb{C}$. Then

$$\begin{aligned} I(\psi) &= \sum_{j=1}^n c_j [S(a_{j+1}) - S(a_j)] = \sum_{j=1}^n c_j \mu(J_{a_j, a_{j+1}}) \quad \text{by (24)} \\ &= \mu\left(\sum_{j=1}^n c_j J_{a_j, a_{j+1}}\right) = \mu(\psi) \quad \text{by (26)}. \end{aligned}$$

Hence $I(\psi) = \mu(\psi)$ for all step functions ψ . More generally, if $\psi \in \overline{H}_F$ and $\{\psi_n\}$ is a sequence of step functions converging to ψ , then $\mu(\psi_n) \rightarrow \mu(\psi)$. By the definition of the stochastic integral, it is the case that $I(\psi_n) \rightarrow I(\psi)$, and it follows that $I(\psi) = \mu(\psi)$, which proves (25). \blacksquare

Exercises for Section 9.4

1. Let S be the spectral process of a stationary process X with zero mean and unit variance. Show that the increments of S have zero means.
2. **Moving average representation.** Let X be a discrete-time stationary process having zero means, continuous strictly positive spectral density function f , and with spectral process S . Let

$$Y_n = \int_{(-\pi, \pi]} \frac{e^{in\lambda}}{\sqrt{2\pi f(\lambda)}} dS(\lambda).$$

Show that $\dots, Y_{-1}, Y_0, Y_1, \dots$ is a sequence of uncorrelated random variables with zero means and unit variances.

Show that X_n may be represented as a moving average $X_n = \sum_{j=-\infty}^{\infty} a_j Y_{n-j}$ where the a_j are constants satisfying

$$\sqrt{2\pi f(\lambda)} = \sum_{j=-\infty}^{\infty} a_j e^{-ij\lambda} \quad \text{for } \lambda \in (-\pi, \pi].$$

3. **Gaussian process.** Let X be a discrete-time stationary sequence with zero mean and unit variance, and whose fdds are of the multivariate-normal type. Show that the spectral process of X has independent increments having normal distributions.

9.5 The ergodic theorem

The law of large numbers asserts that

$$(1) \quad \frac{1}{n} \sum_{j=1}^n X_j \rightarrow \mu$$

whenever $\{X_j\}$ is an independent identically distributed sequence with mean μ ; the convergence takes place almost surely. This section is devoted to a complete generalization of the law of large numbers, the assumption that the X_j be independent being replaced by the assumption that they form a stationary process. This generalization is called the ‘ergodic theorem’ and it has more than one form depending on the type of stationarity—weak or strong—and the required mode of convergence; recall the various corresponding forms of the law of large numbers†.

It is usual to state the ergodic theorem for discrete-time processes, and we conform to this habit here. Similar results hold for continuous-time processes, sums of the form $\sum_1^n X_j$ being replaced by integrals of the form $\int_0^n X(t) dt$. Here is the usual form of the ergodic theorem.

(2) Theorem. Ergodic theorem for strongly stationary processes. Let $X = \{X_n : n \geq 1\}$ be a strongly stationary process such that $\mathbb{E}|X_1| < \infty$. There exists a random variable Y with the same mean as the X_n such that

$$\frac{1}{n} \sum_{j=1}^n X_j \rightarrow Y \quad \text{a.s. and in mean.}$$

†The original weak ergodic theorem was proved by von Neumann, and the later strong theorem by Birkhoff.

The proof of this is difficult, as befits a complete generalization of the strong law of large numbers (see Problem (9.7.10)). The following result is considerably more elementary.

(3) Theorem. Ergodic theorem for weakly stationary processes. *If $X = \{X_n : n \geq 1\}$ is a (weakly) stationary process, there exists a random variable Y such that $\mathbb{E}Y = \mathbb{E}X_1$ and*

$$\frac{1}{n} \sum_{j=1}^n X_j \xrightarrow{\text{m.s.}} Y.$$

We prove the latter theorem first. The normal proof of the ‘strong ergodic theorem’ (2) is considerably more difficult, and makes use of harder ideas than those required for the ‘weak ergodic theorem’ (3). The second part of this section is devoted to a discussion of the strong ergodic theorem, together with a relatively straightforward proof.

Theorems (2) and (3) generalize the laws of large numbers. There are similar generalizations of the central limit theorem and the law of the iterated logarithm, although such results hold only for stationary processes which satisfy certain extra conditions. We give no details of this here, save for pointing out that these extra conditions take the form ‘ X_m and X_n are “nearly independent” when $|m - n|$ is large’.

We give two proofs of (3). Proof A is conceptually easy but has some technical difficulties; we show that $n^{-1} \sum_1^n X_j$ is a mean-square Cauchy-convergent sequence (see Problem (7.11.11)). Proof B uses the spectral representation of X ; we sketch this here and show that it yields an explicit form for the limit Y as the contribution made towards X by ‘oscillations of zero frequency’.

Proof A. Recall from (7.11.11) that a sequence $\{Y_n\}$ converges in mean square to some limit if and only if $\{Y_n\}$ is *mean-square Cauchy convergent*, which is to say that

$$(4) \quad \mathbb{E}(|Y_n - Y_m|^2) \rightarrow 0 \quad \text{as } m, n \rightarrow \infty.$$

A similar result holds for complex-valued sequences. We shall show that the sequence $\{n^{-1} \sum_1^n X_j\}$ satisfies (4) whenever X is stationary. This is easy in concept, since it involves expressions involving the autocovariance function of X alone; the proof of the mean-square version of the law of large numbers was easy for the same reason. Unfortunately, the verification of (4) is not a trivial calculation.

For any complex-valued random variable Z , define

$$\|Z\| = \sqrt{\mathbb{E}(|Z|^2)};$$

the function $\|\cdot\|$ is a norm (see Section 7.2) when viewed as a function on the collection of equivalence classes of random variables with finite second moment and with $Y \sim Z$ if $\mathbb{P}(Y = Z) = 1$. We wish to show that

$$(5) \quad \|\langle X \rangle_n - \langle X \rangle_m\| \rightarrow 0 \quad \text{as } n, m \rightarrow \infty$$

where

$$\langle X \rangle_n = \frac{1}{n} \sum_{j=1}^n X_j.$$

[Physicists often use the notation $\langle \cdot \rangle$ to denote expectation.] Set

$$\mu_N = \inf_{\lambda} \|\lambda_1 X_1 + \lambda_2 X_2 + \cdots + \lambda_N X_N\|$$

where the infimum is calculated over all vectors $\lambda = (\lambda_1, \lambda_2, \dots, \lambda_N)$ containing non-negative entries with sum 1. Clearly $\mu_N \geq \mu_{N+1}$ and so

$$\mu = \lim_{N \rightarrow \infty} \mu_N = \inf_N \mu_N$$

exists. If $m < n$ then

$$\|\langle X \rangle_n + \langle X \rangle_m\| = 2 \left\| \sum_{j=1}^n \lambda_j X_j \right\|$$

where

$$\lambda_j = \begin{cases} \frac{1}{2} \left(\frac{1}{m} + \frac{1}{n} \right) & \text{if } 1 \leq j \leq m, \\ \frac{1}{2n} & \text{if } m < j \leq n, \end{cases}$$

and so

$$\|\langle X \rangle_n + \langle X \rangle_m\| \geq 2\mu.$$

It is not difficult to deduce (see Exercise (7.1.2b) for the first line here) that

$$\begin{aligned} \|\langle X \rangle_n - \langle X \rangle_m\|^2 &= 2\|\langle X \rangle_n\|^2 + 2\|\langle X \rangle_m\|^2 - \|\langle X \rangle_n + \langle X \rangle_m\|^2 \\ &\leq 2\|\langle X \rangle_n\|^2 + 2\|\langle X \rangle_m\|^2 - 4\mu^2 \\ &= 2\|\langle X \rangle_n\|^2 - \mu^2 + 2\|\langle X \rangle_m\|^2 - \mu^2 \end{aligned}$$

and (5) follows as soon as we can show that

$$(6) \quad \|\langle X \rangle_n\| \rightarrow \mu \quad \text{as } n \rightarrow \infty.$$

The remaining part of the proof is devoted to demonstrating (6).

Choose any $\epsilon > 0$ and pick N and λ such that

$$\|\lambda_1 X_1 + \lambda_2 X_2 + \cdots + \lambda_N X_N\| \leq \mu + \epsilon$$

where $\lambda_i \geq 0$ and $\sum_1^N \lambda_i = 1$. Define the moving average

$$Y_k = \lambda_1 X_k + \lambda_2 X_{k+1} + \cdots + \lambda_N X_{k+N-1};$$

it is not difficult to see that $Y = \{Y_k\}$ is a stationary process (see Problem (8.7.1)). We shall show that

$$(7) \quad \|\langle Y \rangle_n - \langle X \rangle_n\| \rightarrow 0 \quad \text{as } n \rightarrow \infty$$

where

$$\langle Y \rangle_n = \frac{1}{n} \sum_{j=1}^n Y_j.$$

Note first that, by the triangle inequality (7.1.5),

$$(8) \quad \|\langle Y \rangle_n\| \leq \|Y_1\| \leq \mu + \epsilon \quad \text{for all } n$$

since $\|Y_n\| = \|Y_1\|$ for all n . Now

$$\langle Y \rangle_n = \lambda_1 \langle X \rangle_{1,n} + \lambda_2 \langle X \rangle_{2,n} + \cdots + \lambda_N \langle X \rangle_{N,n}$$

where

$$\langle X \rangle_{k,n} = \frac{1}{n} \sum_{j=k}^{k+n-1} X_j;$$

now use the facts that $\langle X \rangle_{1,n} = \langle X \rangle_n$, $1 - \lambda_1 = \lambda_2 + \lambda_3 + \cdots + \lambda_N$, and the triangle inequality to deduce that

$$\|\langle Y \rangle_n - \langle X \rangle_n\| \leq \sum_{j=2}^N \lambda_j \|\langle X \rangle_{j,n} - \langle X \rangle_{1,n}\|.$$

However, by the triangle inequality again,

$$\begin{aligned} \|\langle X \rangle_{j,n} - \langle X \rangle_{1,n}\| &= \frac{1}{n} \|(X_j + \cdots + X_{j+n-1}) - (X_1 + \cdots + X_n)\| \\ &= \frac{1}{n} \|(X_{n+1} + \cdots + X_{j+n-1}) - (X_1 + \cdots + X_{j-1})\| \\ &\leq \frac{2j}{n} \|X_1\| \end{aligned}$$

since $\|X_n\| = \|X_1\|$ for all n . Therefore,

$$\|\langle Y \rangle_n - \langle X \rangle_n\| \leq \sum_{j=2}^N \lambda_j \frac{2j}{n} \|X_1\| \leq \frac{2N}{n} \|X_1\|;$$

let $n \rightarrow \infty$ to deduce that (7) holds. Use (8) to obtain

$$\begin{aligned} \mu &\leq \|\langle X \rangle_n\| \leq \|\langle X \rangle_n - \langle Y \rangle_n\| + \|\langle Y \rangle_n\| \\ &\leq \|\langle X \rangle_n - \langle Y \rangle_n\| + \mu + \epsilon \rightarrow \mu + \epsilon \quad \text{as } n \rightarrow \infty. \end{aligned}$$

Now ϵ was arbitrary, and we let $\epsilon \downarrow 0$ to obtain (6).

Since $\langle X \rangle_n \xrightarrow{\text{m.s.}} Y$, we have that $\langle X \rangle_n \xrightarrow{1} Y$, which implies that $\mathbb{E}\langle X \rangle_n \rightarrow \mathbb{E}Y$. However, $\mathbb{E}\langle X \rangle_n = \mathbb{E}X_1$, whence $\mathbb{E}Y = \mathbb{E}X_1$. \blacksquare

Sketch proof B. Suppose that $\mathbb{E}(X_n) = 0$ for all n . The process X has a spectral representation

$$X_n = \int_{(-\pi, \pi]} e^{in\lambda} dS(\lambda).$$

Now,

$$(9) \quad \langle X \rangle_n = \frac{1}{n} \sum_{j=1}^n X_j = \int_{(-\pi, \pi]} \frac{1}{n} \sum_{j=1}^n e^{ij\lambda} dS(\lambda) = \int_{(-\pi, \pi]} g_n(\lambda) dS(\lambda)$$

where

$$(10) \quad g_n(\lambda) = \begin{cases} 1 & \text{if } \lambda = 0, \\ \frac{e^{i\lambda}}{n} \frac{1 - e^{in\lambda}}{1 - e^{i\lambda}} & \text{if } \lambda \neq 0. \end{cases}$$

We have that $|g_n(\lambda)| \leq 1$ for all n and λ , and, as $n \rightarrow \infty$,

$$(11) \quad g_n(\lambda) \rightarrow g(\lambda) = \begin{cases} 1 & \text{if } \lambda = 0, \\ 0 & \text{if } \lambda \neq 0. \end{cases}$$

It can be shown that

$$\int_{(-\pi, \pi]} g_n(\lambda) dS(\lambda) \xrightarrow{\text{m.s.}} \int_{(-\pi, \pi]} g(\lambda) dS(\lambda) \quad \text{as } n \rightarrow \infty,$$

implying that

$$\langle X \rangle_n \xrightarrow{\text{m.s.}} \int_{(-\pi, \pi]} g(\lambda) dS(\lambda) = S(0) - S(0-),$$

by the right-continuity of S , where $S(0-) = \lim_{y \uparrow 0} S(y)$. This shows that $\langle X \rangle_n$ converges in mean square to the random magnitude of the discontinuity of $S(\lambda)$ at $\lambda = 0$ (this quantity may be zero); in other words, $\langle X \rangle_n$ converges to the ‘zero frequency’ or ‘infinite wavelength’ contribution of the spectrum of X . This conclusion is natural and memorable, since the average of any oscillation having non-zero frequency is zero. ■

The second proof of Theorem (3) is particularly useful in that it provides an explicit representation for the limit in terms of the spectral process of X . It is easy to calculate the first two moments of this limit.

(12) Lemma. *If X is a stationary process with zero means and autocovariance function $c(m)$ then the limit variable $Y = \lim_{n \rightarrow \infty} \{n^{-1} \sum_{j=1}^n X_j\}$ satisfies*

$$\mathbb{E}(Y) = 0, \quad \mathbb{E}(|Y|^2) = \lim_{n \rightarrow \infty} \frac{1}{n} \sum_{j=1}^n c(j).$$

A similar result holds for processes with non-zero means.

Proof. We have that $\langle X \rangle_n \xrightarrow{\text{m.s.}} Y$, and so $\langle X \rangle_n \xrightarrow{1} Y$ by Theorem (7.2.3). The result of Exercise (7.2.1) implies that $\mathbb{E}(\langle X \rangle_n) \rightarrow \mathbb{E}(Y)$ as $n \rightarrow \infty$; however, $\mathbb{E}(\langle X \rangle_n) = \mathbb{E}(X_1) = 0$ for all n .

In order to prove the second part, either use Exercise (7.2.1) again and expand $\mathbb{E}(\langle X \rangle_n^2)$ in terms of c (see Exercise (2)), or use the method of Proof B of (3). We use the latter method. The autocovariance function $c(m)$ satisfies

$$\begin{aligned} \frac{1}{n} \sum_{j=1}^n c(j) &= c(0) \int_{(-\pi, \pi]} g_n(\lambda) dF(\lambda) \\ &\rightarrow c(0) \int_{(-\pi, \pi]} g(\lambda) dF(\lambda) \quad \text{as } n \rightarrow \infty \\ &= c(0)[F(0) - F(0-)] \end{aligned}$$

where g_n and g are given by (10) and (11), F is the spectral distribution function, and $F(0-) = \lim_{y \uparrow 0} F(y)$ as usual. We can now use (9.4.6) and the continuity properties of S to show that

$$c(0)[F(0) - F(0-)] = \mathbb{E}(|S(0) - S(0-)|^2) = \mathbb{E}(|Y|^2). \quad \blacksquare$$

We turn now to the strong ergodic theorem (2), which we shall first rephrase slightly. Here is some terminology and general discussion.

A vector $\mathbf{X} = (X_1, X_2, \dots)$ of real-valued random variables takes values in the set of real vectors of the form $\mathbf{x} = (x_1, x_2, \dots)$. We write \mathbb{R}^T for the set of all such real sequences, where T denotes the set $\{1, 2, \dots\}$ of positive integers. The natural σ -field for \mathbb{R}^T is the product \mathcal{B}^T of the appropriate number of copies of the Borel σ -field \mathcal{B} of subsets of \mathbb{R} . Let \mathbb{Q} be a probability measure on the pair $(\mathbb{R}^T, \mathcal{B}^T)$. The triple $(\mathbb{R}^T, \mathcal{B}^T, \mathbb{Q})$ is our basic probability space, and we make the following crucial definitions.

There is a natural ‘shift operator’ τ mapping \mathbb{R}^T onto itself, defined by $\tau(\mathbf{x}) = \mathbf{x}'$ where $\mathbf{x}' = (x_2, x_3, \dots)$; that is, the vector $\mathbf{x} = (x_1, x_2, \dots)$ is mapped to the vector (x_2, x_3, \dots) . The measure \mathbb{Q} is called *stationary* if and only if $\mathbb{Q}(A) = \mathbb{Q}(\tau^{-1}A)$ for all $A \in \mathcal{B}^T$ (remember that $\tau^{-1}A = \{\mathbf{x} \in \mathbb{R}^T : \tau(\mathbf{x}) \in A\}$). If \mathbb{Q} is stationary, we call the shift τ ‘measure preserving’. Stationary measures correspond to strongly stationary sequences of random variables, as the following example indicates.

(13) Example. Let $\mathbf{X} = (X_1, X_2, \dots)$ be a strongly stationary sequence on the probability space $(\Omega, \mathcal{F}, \mathbb{P})$. Define the probability measure \mathbb{Q} on $(\mathbb{R}^T, \mathcal{B}^T)$ by $\mathbb{Q}(A) = \mathbb{P}(\mathbf{X} \in A)$ for $A \in \mathcal{B}^T$. Now \mathbf{X} and $\tau(\mathbf{X})$ have the same fdds, and therefore

$$\mathbb{Q}(\tau^{-1}A) = \mathbb{P}(\tau(\mathbf{X}) \in A) = \mathbb{P}(\mathbf{X} \in A) = \mathbb{Q}(A)$$

for all (measurable) subsets A of \mathbb{R}^T .

We have seen that every strongly stationary sequence generates a stationary measure on $(\mathbb{R}^T, \mathcal{B}^T)$. The converse is true also. Let \mathbb{Q} be a stationary measure on $(\mathbb{R}^T, \mathcal{B}^T)$, and define the sequence $\mathbf{Y} = (Y_1, Y_2, \dots)$ of random variables by $Y_n(\mathbf{x}) = x_n$, the n th component of the real vector \mathbf{x} . We have from the stationarity of \mathbb{Q} that, for $A \in \mathcal{B}^T$,

$$\mathbb{Q}(\mathbf{Y} \in A) = \mathbb{Q}(A) = \mathbb{Q}(\tau^{-1}A) = \mathbb{Q}(\tau(\mathbf{Y}) \in A)$$

so that \mathbf{Y} and $\tau(\mathbf{Y})$ have the same fdds. Hence \mathbf{Y} is a strongly stationary sequence. ●

There is a certain special class of events in \mathcal{B}^T called *invariant* events.

(14) Definition. An event A in \mathcal{B}^T is called **invariant** if $A = \tau^{-1}A$.

An event A is invariant if

(15) $\mathbf{x} \in A$ if and only if $\tau(\mathbf{x}) \in A$,

for any $\mathbf{x} \in \mathbb{R}^T$. Now (15) is equivalent to the statement ‘ $\mathbf{x} \in A$ if and only if $\tau^n(\mathbf{x}) \in A$ for all $n \geq 0$ ’; remembering that $\tau^n(\mathbf{x}) = (x_{n+1}, x_{n+2}, \dots)$, we see therefore that the membership by \mathbf{x} of an invariant event A does not depend on any finite collection of the components of \mathbf{x} . Here are some examples of invariant events:

$$A_1 = \left\{ \mathbf{x} : \limsup_{n \rightarrow \infty} x_n \leq 3 \right\},$$

$$A_2 = \{ \mathbf{x} : \text{the sequence } n^{-1}x_n \text{ converges} \},$$

$$A_3 = \{ \mathbf{x} : x_n = 0 \text{ for all large } n \}.$$

We denote by \mathcal{I} the set of all invariant events. It is not difficult to see (Exercise (1)) that \mathcal{I} is a σ -field, and therefore \mathcal{I} is a sub- σ -field of \mathcal{B}^T , called the *invariant σ -field*.

Finally, we need the idea of conditional expectation. Let U be a random variable on $(\mathbb{R}^T, \mathcal{B}^T, \mathbb{Q})$ with finite mean $\mathbb{E}(U)$; here, \mathbb{E} denotes expectation with respect to the measure \mathbb{Q} . We saw in Theorem (7.9.26) that there exists an \mathcal{I} -measurable random variable Z such that $\mathbb{E}|Z| < \infty$ and $\mathbb{E}((U - Z)I_G) = 0$ for all $G \in \mathcal{I}$; Z is usually denoted by $Z = \mathbb{E}(U | \mathcal{I})$ and is called the conditional expectation of U given \mathcal{I} .

We are now ready to restate the strong ergodic theorem (2) in the following way.

(16) Ergodic theorem. *Let \mathbb{Q} be a stationary probability measure on $(\mathbb{R}^T, \mathcal{B}^T)$, and let Y be a real-valued random variable on the space $(\mathbb{R}^T, \mathcal{B}^T, \mathbb{Q})$. Let Y_1, Y_2, \dots be the sequence of random variables defined by*

$$(17) \quad Y_i(\mathbf{x}) = Y(\tau^{i-1}(\mathbf{x})) \quad \text{for } \mathbf{x} \in \mathbb{R}^T.$$

If Y has finite mean, then

$$(18) \quad \frac{1}{n} \sum_{i=1}^n Y_i \rightarrow \mathbb{E}(Y | \mathcal{I}) \quad \text{a.s. and in mean.}$$

The sequence $\mathbf{Y} = (Y_1, Y_2, \dots)$ is of course strongly stationary: since \mathbb{Q} is stationary,

$$\mathbb{Q}((Y_2, Y_3, \dots) \in A) = \mathbb{Q}(\tau(\mathbf{Y}) \in A) = \mathbb{Q}(\mathbf{Y} \in \tau^{-1}A) = \mathbb{Q}(\mathbf{Y} \in A) \quad \text{for } A \in \mathcal{B}^T.$$

The above theorem asserts that the average of the first n values of \mathbf{Y} converges as $n \rightarrow \infty$, the limit being the conditional mean of Y given \mathcal{I} ; this is a conclusion very similar to that of the strong law of large numbers (7.5.1).

To understand the relationship between Theorems (2) and (16), consider the situation treated by (2). Let X_1, X_2, \dots be a strongly stationary sequence on $(\Omega, \mathcal{F}, \mathbb{P})$, and let \mathbb{Q} be the stationary measure on $(\mathbb{R}^T, \mathcal{B}^T)$ defined by $\mathbb{Q}(A) = \mathbb{P}(\mathbf{X} \in A)$ for $A \in \mathcal{B}^T$. We define $Y : \mathbb{R}^T \rightarrow \mathbb{R}$ by $Y(\mathbf{x}) = x_1$ for $\mathbf{x} = (x_1, x_2, \dots) \in \mathbb{R}^T$, so that Y_i in (17) is given by $Y_i(\mathbf{x}) = x_i$. It is clear that the sequences $\{X_n : n \geq 1\}$ and $\{Y_n : n \geq 1\}$ have the same joint distributions, and it follows that the convergence of $n^{-1} \sum_1^n Y_i$ entails the convergence of $n^{-1} \sum_1^n X_i$.

(19) Definition. The stationary measure \mathbb{Q} on $(\mathbb{R}^T, \mathcal{B}^T)$ is called **ergodic** if each invariant event has probability either 0 or 1, which is to say that $\mathbb{Q}(A) = 0$ or 1 for all $A \in \mathcal{I}$.

Ergodic stationary measures are of particular importance. The simplest example of such a measure is product measure.

(20) Example. Independent sequences. Let \mathbb{S} be a probability measure on $(\mathbb{R}, \mathcal{B})$, and let $\mathbb{Q} = \mathbb{S}^T$, the appropriate product measure on $(\mathbb{R}^T, \mathcal{B}^T)$. Product measures arise in the context of independent random variables, as follows. Let X_1, X_2, \dots be a sequence of independent identically distributed random variables on a probability space $(\Omega, \mathcal{F}, \mathbb{P})$, and let $\mathbb{S}(A) = \mathbb{P}(X_1 \in A)$ for $A \in \mathcal{B}$. Then \mathbb{S} is a probability measure on $(\mathbb{R}, \mathcal{B})$. The probability space $(\mathbb{R}^T, \mathcal{B}^T, \mathbb{S}^T)$ is the natural space for the vector $\mathbf{X} = (X_1, X_2, \dots)$; that is, $\mathbb{S}^T(A) = \mathbb{P}(\mathbf{X} \in A)$ for $A \in \mathcal{B}^T$.

Suppose that $A \in \mathcal{B}^T$ is invariant. Then, for all n , A belongs to the σ -field generated by the subsequence (X_n, X_{n+1}, \dots) , and hence A belongs to the tail σ -field of the X_i . By Kolmogorov's zero-one law (7.3.15), the latter σ -field is trivial, in that all events therein have probability either 0 or 1. Hence all invariant events have probability either 0 or 1, and therefore the measure \mathbb{S}^T is ergodic. \bullet

The conclusion (18) of the ergodic theorem takes on a particularly simple form when the measure \mathbb{Q} is ergodic as well as stationary. In this case, the random variable $\mathbb{E}(Y \mid \mathcal{I})$ is (a.s.) constant, as the following argument demonstrates. The conditional expectation $\mathbb{E}(Y \mid \mathcal{I})$ is \mathcal{I} -measurable, and therefore the event $A_y = \{\mathbb{E}(Y \mid \mathcal{I}) \leq y\}$ belongs to \mathcal{I} for all y . However, \mathcal{I} is trivial, in that it contains only events having probability 0 or 1. Hence $\mathbb{E}(Y \mid \mathcal{I})$ takes almost surely the value $\sup\{y : \mathbb{Q}(A_y) = 0\}$. Taking expectations, we find that this value is $\mathbb{E}(Y)$, so that the conclusion (18) becomes

$$(21) \quad \frac{1}{n} \sum_{i=1}^n Y_i \rightarrow \mathbb{E}(Y) \quad \text{a.s. and in mean}$$

in the ergodic case.

Proof of ergodic theorem (16). We give full details of this for the case when \mathbb{Q} is ergodic, and finish the proof with brief notes describing how to adapt the argument to the general case.

Assume then that \mathbb{Q} is ergodic, so that $\mathbb{E}(Y \mid \mathcal{I}) = \mathbb{E}(Y)$. First we prove almost-sure convergence, which is to say that

$$(22) \quad \frac{1}{n} \sum_{i=1}^n Y_i \rightarrow \mathbb{E}(Y) \quad \text{a.s.}$$

It suffices to prove that

$$(23) \quad \text{if } \mathbb{E}(Y) < 0 \quad \text{then} \quad \limsup_{n \rightarrow \infty} \left\{ \frac{1}{n} \sum_{i=1}^n Y_i \right\} \leq 0 \quad \text{a.s.}$$

To see that (23) suffices, we argue as follows. Suppose that (23) holds, and that Z is a (measurable) function on $(\mathbb{R}^T, \mathcal{B}^T, \mathbb{Q})$ with finite mean, and let $\epsilon > 0$. then $Y' = Z - \mathbb{E}(Z) - \epsilon$ and $Y'' = -Z + \mathbb{E}(Z) - \epsilon$ have negative means. Applying (23) to Y' and Y'' we obtain

$$\mathbb{E}(Z) - \epsilon \leq \liminf_{n \rightarrow \infty} \left\{ \frac{1}{n} \sum_{i=1}^n Z_i \right\} \leq \limsup_{n \rightarrow \infty} \left\{ \frac{1}{n} \sum_{i=1}^n Z_i \right\} \leq \mathbb{E}(Z) + \epsilon \quad \text{a.s.,}$$

where Z_i is the random variable given by $Z_i(\mathbf{x}) = Z(\tau^{i-1}(\mathbf{x}))$. These inequalities hold for all $\epsilon > 0$, and therefore

$$\liminf_{n \rightarrow \infty} \left\{ \frac{1}{n} \sum_{i=1}^n Z_i \right\} = \limsup_{n \rightarrow \infty} \left\{ \frac{1}{n} \sum_{i=1}^n Z_i \right\} = \mathbb{E}(Z) \quad \text{a.s.}$$

as required for almost-sure convergence.

Turning to the proof of (23), suppose that $\mathbb{E}(Y) < 0$, and introduce the notation $S_n = \sum_{i=1}^n Y_i$. Now $S_n \leq M_n$ where $M_n = \max\{0, S_1, S_2, \dots, S_n\}$ satisfies $M_n \leq M_{n+1}$. Hence $S_n \leq M_\infty$ where $M_\infty = \lim_{n \rightarrow \infty} M_n$. Therefore

$$(24) \quad \limsup_{n \rightarrow \infty} \left\{ \frac{1}{n} S_n \right\} \leq \limsup_{n \rightarrow \infty} \left\{ \frac{1}{n} M_\infty \right\},$$

and (23) will be proved once we know that $M_\infty < \infty$ a.s. It is easily seen that the event $\{M_\infty < \infty\}$ is an invariant event, and hence has probability either 0 or 1; it is here that we use the hypothesis that \mathbb{Q} is ergodic. We must show that $\mathbb{Q}(M_\infty < \infty) = 1$, and to this end we assume the contrary, that $\mathbb{Q}(M_\infty = \infty) = 1$.

Now,

$$(25) \quad \begin{aligned} M_{n+1} &= \max\{0, S_1, S_2, \dots, S_{n+1}\} \\ &= \max\{0, S_1 + \max\{0, S_2 - S_1, \dots, S_{n+1} - S_1\}\} \\ &= \max\{0, S_1 + M'_n\} \end{aligned}$$

where $M'_n = \max\{0, S'_1, S'_2, \dots, S'_n\}$, and $S'_j = \sum_{i=1}^j Y_{i+1}$. It follows from (25) that

$$M_{n+1} = M'_n + \max\{-M'_n, Y\},$$

since $S_1 = Y$. Taking expectations and using the fact that $\mathbb{E}(M'_n) = \mathbb{E}(M_n)$, we find that

$$(26) \quad 0 \leq \mathbb{E}(M_{n+1}) - \mathbb{E}(M_n) = \mathbb{E}(\max\{-M'_n, Y\}).$$

If $M_n \uparrow \infty$ a.s. then $M'_n \uparrow \infty$ a.s., implying that $\max\{-M'_n, Y\} \downarrow Y$ a.s. It follows by (26) (and dominated convergence) that $0 \leq \mathbb{E}(Y)$ in contradiction of the assumption that $\mathbb{E}(Y) < 0$. Our initial hypothesis was therefore false, which is to say that $\mathbb{Q}(M_\infty < \infty) = 1$, and (23) is proved.

Having proved almost-sure convergence, convergence in mean will follow by Theorem (7.10.3) once we have proved that the family $\{n^{-1}S_n : n \geq 1\}$ is uniformly integrable. The random variables Y_1, Y_2, \dots are identically distributed with finite mean; hence (see Exercise (5.6.5)) for any $\epsilon > 0$, there exists $\delta > 0$ such that, for all i ,

$$(27) \quad \mathbb{E}(|Y_i|I_A) < \epsilon \quad \text{for all } A \text{ satisfying } \mathbb{Q}(A) < \delta.$$

Hence, for all n ,

$$\mathbb{E}(|n^{-1}S_n|I_A) \leq \frac{1}{n} \sum_{i=1}^n \mathbb{E}(|Y_i|I_A) < \epsilon$$

whenever $\mathbb{Q}(A) < \delta$. We deduce by an appeal to Lemma (7.10.6) that $\{n^{-1}S_n : n \geq 1\}$ is a uniformly integrable family as required.

This completes the proof in the ergodic case. The proof is only slightly more complicated in the general case, and here is a sketch of the additional steps required.

1. Use the definition of \mathcal{L} to show that $\mathbb{E}(Y | \mathcal{L}) = \mathbb{E}(Y_i | \mathcal{L})$ for all i .
2. Replace (23) by the following statement: on the event $\{\mathbb{E}(Y | \mathcal{L}) < 0\}$, we have that

$$\limsup_{n \rightarrow \infty} \left\{ \frac{1}{n} \sum_{i=1}^n Y_i \right\} \leq 0$$

except possibly for an event of probability 0. Check that this is sufficient for the required result by applying it to the random variables

$$Y' = Z - \mathbb{E}(Z | \mathcal{L}) - \epsilon, \quad Y'' = -Z + \mathbb{E}(Z | \mathcal{L}) - \epsilon,$$

where $\epsilon > 0$.

3. Moving to (26), prove that $\mathbb{E}(M'_n | \mathcal{L}) = \mathbb{E}(M_n | \mathcal{L})$, and deduce the inequality $\mathbb{E}(\max\{-M'_n, Y\} | \mathcal{L}) \geq 0$.
4. Continuing from (26), show that $\{M_n \rightarrow \infty\} = \{M'_n \rightarrow \infty\}$, and deduce the inequality $\mathbb{E}(Y | \mathcal{L}) \geq 0$ on the event $\{M_n \rightarrow \infty\}$. This leads us to the same contradiction as in the ergodic case, and we conclude the proof as before. ■

Here are some applications of the ergodic theorem.

(28) Example. Markov chains. Let $X = \{X_n\}$ be an irreducible ergodic Markov chain with countable state space S , and let π be the unique stationary distribution of the chain. Suppose that $X(0)$ has distribution π ; the argument of Example (8.2.4) shows that X is strongly stationary. Choose some state k and define the collection $I = \{I_n : n \geq 0\}$ of indicator functions by

$$I_n = \begin{cases} 1 & \text{if } X_n = k, \\ 0 & \text{otherwise.} \end{cases}$$

Clearly I is strongly stationary. It has autocovariance function

$$c(n, n+m) = \text{cov}(I_n, I_{n+m}) = \pi_k[p_{kk}(m) - \pi_k], \quad m \geq 0,$$

where $p_{kk}(m) = \mathbb{P}(X_m = k | X_0 = k)$. The partial sum $S_n = \sum_{j=0}^{n-1} I_j$ is the number of visits to the state k before the n th jump, and a short calculation gives

$$\frac{1}{n} \mathbb{E}(S_n) = \pi_k \quad \text{for all } n.$$

It is a consequence of the ergodic theorem (2) that

$$\frac{1}{n} S_n \xrightarrow{\text{a.s.}} S \quad \text{as } n \rightarrow \infty,$$

where S is a random variable with mean $\mathbb{E}(S) = \mathbb{E}(I_0) = \pi_k$. Actually S is constant in that $\mathbb{P}(S = \pi_k) = 1$; just note that $c(n, n+m) \rightarrow 0$ as $m \rightarrow \infty$ and use the result of Problem (9.7.9). ●

(29) Example. Binary expansion. Let X be uniformly distributed on $[0, 1]$. The random number X has a binary expansion

$$X = 0 \cdot X_1 X_2 \dots = \sum_{j=1}^{\infty} X_j 2^{-j}$$

where X_1, X_2, \dots is a sequence of independent identically distributed random variables, each taking one of the values 0 or 1 with probability $\frac{1}{2}$ (see Problem (7.11.4)). Define

$$(30) \quad Y_n = 0 \cdot X_n X_{n+1} \cdots \quad \text{for } n \geq 1$$

and check for yourself that $Y = \{Y_n : n \geq 1\}$ is strongly stationary. Use (2) to see that

$$\frac{1}{n} \sum_{j=1}^n Y_j \xrightarrow{\text{a.s.}} \frac{1}{2} \quad \text{as } n \rightarrow \infty.$$

Generalize this example as follows. Let $g : \mathbb{R} \rightarrow \mathbb{R}$ be such that:

- (a) g has period 1, so that $g(x + 1) = g(x)$ for all x ,
- (b) g is uniformly continuous and integrable over $[0, 1]$,

and define $Z = \{Z_n : n \geq 1\}$ by $Z_n = g(2^{n-1}X)$ where X is uniform on $[0, 1]$ as before. The process Y , above, may be constructed in this way by choosing $g(x) = x$ modulo 1. Check for yourself that Z is strongly stationary, and deduce that

$$\frac{1}{n} \sum_{j=1}^n g(2^{j-1}X) \xrightarrow{\text{a.s.}} \int_0^1 g(x) dx \quad \text{as } n \rightarrow \infty.$$

Can you adapt this example to show that

$$\frac{1}{n} \sum_{j=1}^n g(X + (j - 1)\pi) \xrightarrow{\text{a.s.}} \int_0^1 g(x) dx \quad \text{as } n \rightarrow \infty$$

for any fixed positive irrational number π ? ●

(31) Example. Range of random walk. Let X_1, X_2, \dots be independent identically distributed random variables taking integer values, and let $S_n = X_1 + X_2 + \dots + X_n$; think of S_n as being the position of a random walk after n steps. Let R_n be the *range* of the walk up to time n , which is to say that R_n is the number of distinct values taken by the sequence S_1, S_2, \dots, S_n . It was proved by elementary means in Problem (3.11.27) that

$$(32) \quad \frac{1}{n} \mathbb{E}(R_n) \rightarrow \mathbb{P}(\text{no return}) \quad \text{as } n \rightarrow \infty$$

where the event {no return} = $\{S_k \neq 0 \text{ for all } k \geq 1\}$ is the event that the walk never revisits its starting point $S_0 = 0$.

Of more interest than (32) is the fact that

$$(33) \quad \frac{1}{n} R_n \xrightarrow{\text{a.s.}} \mathbb{P}(\text{no return}),$$

and we shall prove this with the aid of the ergodic theorem (16).

First, let N be a positive integer, and let Z_k be the number of distinct points visited by $S_{(k-1)N+1}, S_{(k-1)N+2}, \dots, S_{kN}$; clearly Z_1, Z_2, \dots are independent identically distributed

variables. Now, if $KN \leq n < (K+1)N$, then $|R_n - R_{KN}| \leq N$ and $R_{KN} \leq Z_1 + Z_2 + \dots + Z_K$. Therefore

$$\begin{aligned} \frac{1}{n}R_n &\leq \frac{1}{KN}(R_{KN} + N) \leq \frac{1}{KN}(Z_1 + Z_2 + \dots + Z_K) + \frac{1}{K} \\ &\xrightarrow{\text{a.s.}} \frac{1}{N}\mathbb{E}(Z_1) \quad \text{as } K \rightarrow \infty \end{aligned}$$

by the strong law of large numbers. It is easily seen that $Z_1 = R_N$, and therefore, almost surely,

$$(34) \quad \limsup_{n \rightarrow \infty} \left\{ \frac{1}{n}R_n \right\} \leq \frac{1}{N}\mathbb{E}(R_N) \rightarrow \mathbb{P}(\text{no return})$$

as $N \rightarrow \infty$, by (32). This is the required upper bound.

For the lower bound, we must work a little harder. Let V_k be the indicator function of the event that the position of the walk at time k is not revisited subsequently; that is,

$$V_k = \begin{cases} 1 & \text{if } S_j \neq S_k \text{ for all } j > k, \\ 0 & \text{otherwise.} \end{cases}$$

The collection of points S_k for which $V_k = 1$ is a collection of distinct points, and it follows that

$$(35) \quad R_n \geq V_1 + V_2 + \dots + V_n.$$

On the other hand, V_k may be represented as $Y(X_{k+1}, X_{k+2}, \dots)$ where $Y: \mathbb{R}^T \rightarrow \{0, 1\}$ is defined by

$$Y(x_1, x_2, \dots) = \begin{cases} 1 & \text{if } x_1 + \dots + x_l \neq 0 \text{ for all } l \geq 1, \\ 0 & \text{otherwise.} \end{cases}$$

The X_j are independent and identically distributed, and therefore Theorem (16) may be applied to deduce that

$$\frac{1}{n}(V_1 + V_2 + \dots + V_n) \xrightarrow{\text{a.s.}} \mathbb{E}(V_1).$$

Note that $\mathbb{E}(V_1) = \mathbb{P}(\text{no return})$.

It follows from (35) that

$$\liminf_{n \rightarrow \infty} \left\{ \frac{1}{n}R_n \right\} \geq \mathbb{P}(\text{no return}) \quad \text{a.s.,}$$

which may be combined with (34) to obtain the claimed result (33). ●

Exercises for Section 9.5

- Let $T = \{1, 2, \dots\}$ and let \mathcal{I} be the set of invariant events of $(\mathbb{R}^T, \mathcal{B}^T)$. Show that \mathcal{I} is a σ -field.
- Assume that X_1, X_2, \dots is a stationary sequence with autocovariance function $c(m)$. Show that

$$\text{var}\left(\frac{1}{n} \sum_{i=1}^n X_i\right) = \frac{2}{n^2} \sum_{j=1}^n \sum_{i=0}^{j-1} c(i) - \frac{c(0)}{n}.$$

Assuming that $j^{-1} \sum_{i=0}^{j-1} c(i) \rightarrow \sigma^2$ as $j \rightarrow \infty$, show that

$$\text{var}\left(\frac{1}{n} \sum_{i=1}^n X_i\right) \rightarrow \sigma^2 \quad \text{as } n \rightarrow \infty.$$

- Let X_1, X_2, \dots be independent identically distributed random variables with zero mean and unit variance. Let

$$Y_n = \sum_{i=0}^{\infty} \alpha_i X_{n+i} \quad \text{for } n \geq 1$$

where the α_i are constants satisfying $\sum_i \alpha_i^2 < \infty$. Use the martingale convergence theorem to show that the above summation converges almost surely and in mean square. Prove that $n^{-1} \sum_{i=1}^n Y_i \rightarrow 0$ a.s. and in mean, as $n \rightarrow \infty$.

9.6 Gaussian processes

Let $X = \{X(t) : -\infty < t < \infty\}$ be a real-valued stationary process with autocovariance function $c(t)$; in line with Theorem (9.3.2), c is a real-valued function which satisfies:

- $c(-t) = c(t)$,
- c is a non-negative definite function.

It is not difficult to see that a function $c : \mathbb{R} \rightarrow \mathbb{R}$ is the autocovariance function of some real-valued stationary process if and only if c satisfies (a) and (b). Subject to these conditions on c , there is an explicit construction of a corresponding stationary process.

(1) Theorem. *If $c : \mathbb{R} \rightarrow \mathbb{R}$ and c satisfies (a) and (b) above, there exists a real-valued strongly stationary process X with autocovariance function c .*

Proof. We shall construct X by defining its finite-dimensional distributions (fdds) and then using the Kolmogorov consistency conditions (8.6.3). For any vector $\mathbf{t} = (t_1, t_2, \dots, t_n)$ of real numbers with some finite length n , let $F_{\mathbf{t}}$ be the multivariate normal distribution function with zero means and covariance matrix $\mathbf{V} = (v_{jk})$ with entries $v_{jk} = c(t_k - t_j)$ (see Section 4.9).

The family $\{F_{\mathbf{t}} : \mathbf{t} \in \mathbb{R}^n, n = 1, 2, \dots\}$ satisfies the Kolmogorov consistency conditions (8.6.3) and so there exists a process X with this family of fdds. It is clear that X is strongly stationary with autocovariance function c . ■

A result similar to (1) holds for complex-valued functions $c : \mathbb{R} \rightarrow \mathbb{C}$, (a) being replaced by the property that

$$(2) \quad c(-t) = \overline{c(t)}.$$

We do not explore this here, but choose to consider real-valued processes only. The process X which we have constructed in the foregoing proof is an example of a (real-valued) ‘Gaussian process’.

(3) Definition. A real-valued continuous-time process X is called a **Gaussian process** if each finite-dimensional vector $(X(t_1), X(t_2), \dots, X(t_n))$ has the multivariate normal distribution $N(\boldsymbol{\mu}(\mathbf{t}), \mathbf{V}(\mathbf{t}))$ for some mean vector $\boldsymbol{\mu}$ and some covariance matrix \mathbf{V} which may depend on $\mathbf{t} = (t_1, t_2, \dots, t_n)$.

The $X(t_j)$ may have a singular multivariate normal distribution. We shall often restrict our attention to Gaussian processes with $\mathbb{E}(X(t)) = 0$ for all t ; as before, similar results are easily found when this fails to hold.

A Gaussian process is not necessarily stationary.

(4) Theorem. *The Gaussian process X is stationary if and only if $\mathbb{E}(X(t))$ is constant for all t and the covariance matrix $\mathbf{V}(\mathbf{t})$ in Definition (3) satisfies $\mathbf{V}(\mathbf{t}) = \mathbf{V}(\mathbf{t} + h)$ for all \mathbf{t} and $h > 0$, where $\mathbf{t} + h = (t_1 + h, t_2 + h, \dots, t_n + h)$.*

Proof. This is an easy exercise. ■

It is clear that a Gaussian process is strongly stationary if and only if it is weakly stationary.

Can a Gaussian process be a Markov process? The answer is in the affirmative. First, we must rephrase the Markov property (6.1.1) to deal with processes which take values in the real line.

(5) Definition. The continuous-time process X , taking values in \mathbb{R} , is called a **Markov process** if the following holds:

$$(6) \quad \mathbb{P}(X(t_n) \leq x \mid X(t_1) = x_1, \dots, X(t_{n-1}) = x_{n-1}) = \mathbb{P}(X(t_n) \leq x \mid X(t_{n-1}) = x_{n-1})$$

for all $x, x_1, x_2, \dots, x_{n-1}$, and all increasing sequences $t_1 < t_2 < \dots < t_n$ of times.

(7) Theorem. *The Gaussian process X is a Markov process if and only if*

$$(8) \quad \mathbb{E}(X(t_n) \mid X(t_1) = x_1, \dots, X(t_{n-1}) = x_{n-1}) = \mathbb{E}(X(t_n) \mid X(t_{n-1}) = x_{n-1})$$

for all x_1, x_2, \dots, x_{n-1} and all increasing sequences $t_1 < t_2 < \dots < t_n$ of times.

Proof. It is clear from (5) that (8) holds whenever X is Markov. Conversely, suppose that X is Gaussian and satisfies (8). Both the left- and right-hand sides of (6) are normal distribution functions. Any normal distribution is specified by its mean and variance, and so we need only show that the left- and right-hand sides of (6) have equal first two moments. The equality of the first moments is trivial, since this is simply the assertion of (8). Also, if $1 \leq r < n$, then $\mathbb{E}(Y X_r) = 0$ where

$$(9) \quad Y = X_n - \mathbb{E}(X_n \mid X_1, \dots, X_{n-1}) = X_n - \mathbb{E}(X_n \mid X_{n-1})$$

and we have written $X_r = X(t_r)$ for ease of notation; to see this, write

$$\begin{aligned} \mathbb{E}(Y X_r) &= \mathbb{E}(X_n X_r - \mathbb{E}(X_n X_r \mid X_1, \dots, X_{n-1})) \\ &= \mathbb{E}(X_n X_r) - \mathbb{E}(X_n X_r) = 0. \end{aligned}$$

However, Y and X are normally distributed, and furthermore $\mathbb{E}(Y) = 0$; as in Example (4.5.9), Y and X_r are independent. It follows that Y is independent of the collection X_1, X_2, \dots, X_{n-1} , using properties of the multivariate normal distribution.

Write $A_r = \{X_r = x_r\}$ and $A = A_1 \cap A_2 \cap \dots \cap A_{n-1}$. By the proven independence, $\mathbb{E}(Y^2 | A) = \mathbb{E}(Y^2 | A_{n-1})$, which may be written as $\text{var}(X_n | A) = \text{var}(X_n | A_{n-1})$, by (9). Thus the left- and right-hand sides of (6) have the same second moment also, and the result is proved. ■

(10) Example. A stationary Gaussian Markov process. Suppose X is stationary, Gaussian and Markov, and has zero means. Use the result of Problem (4.14.13) to obtain that

$$c(0)\mathbb{E}[X(s+t) | X(s)] = c(t)X(s) \quad \text{whenever } t \geq 0,$$

where c is the autocovariance function of X . Thus, if $0 \leq s \leq s+t$ then

$$\begin{aligned} c(0)\mathbb{E}[X(0)X(s+t)] &= c(0)\mathbb{E}\left[\mathbb{E}(X(0)X(s+t) | X(0), X(s))\right] \\ &= c(0)\mathbb{E}[X(0)\mathbb{E}(X(s+t) | X(s))] \\ &= c(t)\mathbb{E}(X(0)X(s)) \end{aligned}$$

by Lemma (7.7.10). Thus

$$(11) \quad c(0)c(s+t) = c(s)c(t) \quad \text{for } s, t \geq 0.$$

This is satisfied whenever

$$(12) \quad c(t) = c(0)e^{-\alpha|t|}.$$

Following Problem (4.14.5) we can see that (12) is the general solution to (11) subject to some condition of regularity such as that c be continuous. We shall see later (see Problem (13.12.4)) that such a process is called a stationary *Ornstein–Uhlenbeck process*. ●

(13) Example. The Wiener process. Suppose that $\sigma^2 > 0$ and define

$$(14) \quad c(s, t) = \sigma^2 \min\{s, t\} \quad \text{whenever } s, t \geq 0.$$

We claim that there exists a Gaussian process $W = \{W(t) : t \geq 0\}$ with zero means such that $W(0) = 0$ and $\text{cov}(W(s), W(t)) = c(s, t)$. By the argument in the proof of (1), it is sufficient to show that the matrix $\mathbf{V}(\mathbf{t})$ with entries (v_{jk}) , where $v_{jk} = c(t_k, t_j)$, is positive definite for all $\mathbf{t} = (t_1, t_2, \dots, t_n)$. In order to see that this indeed holds, let z_1, z_2, \dots, z_n be complex numbers and suppose that $0 = t_0 < t_1 < \dots < t_n$. It is not difficult to check that

$$\sum_{j,k=1}^n c(t_k, t_j)z_j\bar{z}_k = \sigma^2 \sum_{j=1}^n (t_j - t_{j-1}) \left| \sum_{k=j}^n z_k \right|^2 > 0$$

whenever one of the z_j is non-zero; this guarantees the existence of W . It is called the *Wiener process*; we explore its properties in more detail in Chapter 13, noting only two facts here.

(15) Lemma. *The Wiener process W satisfies $\mathbb{E}(W(t)^2) = \sigma^2 t$ for all $t \geq 0$.*

Proof. $\mathbb{E}(W(t)^2) = \text{cov}(W(t), W(t)) = c(t, t) = \sigma^2 t$. ■

(16) Lemma. *The Wiener process W has stationary independent increments, that is:*

- (a) *the distribution of $W(t) - W(s)$ depends on $t - s$ alone,*
- (b) *the variables $W(t_j) - W(s_j)$, $1 \leq j \leq n$, are independent whenever the intervals $(s_j, t_j]$ are disjoint.*

Proof. The increments of W are jointly normally distributed; their independence follows as soon as we have shown that they are uncorrelated. However, if $u \leq v \leq s \leq t$,

$$\begin{aligned} \mathbb{E}([W(v) - W(u)][W(t) - W(s)]) &= c(v, t) - c(v, s) + c(u, s) - c(u, t) \\ &= \sigma^2(v - v + u - u) = 0 \end{aligned}$$

by (14).

Finally, $W(t) - W(s)$ is normally distributed with zero mean, and with variance

$$\begin{aligned} \mathbb{E}([W(t) - W(s)]^2) &= \mathbb{E}(W(t)^2) - 2c(s, t) + \mathbb{E}(W(s)^2) \\ &= \sigma^2(t - s) \quad \text{if } s \leq t. \end{aligned} \quad \blacksquare \bullet$$

Exercises for Section 9.6

1. Show that the function $c(s, t) = \min\{s, t\}$ is positive definite. That is, show that

$$\sum_{j,k=1}^n c(t_k, t_j) z_j \bar{z}_k > 0$$

for all $0 \leq t_1 < t_2 < \dots < t_n$ and all complex numbers z_1, z_2, \dots, z_n at least one of which is non-zero.

2. Let X_1, X_2, \dots be a stationary Gaussian sequence with zero means and unit variances which satisfies the Markov property. Find the spectral density function of the sequence in terms of the constant $\rho = \text{cov}(X_1, X_2)$.

3. Show that a Gaussian process is strongly stationary if and only if it is weakly stationary.

4. Let X be a stationary Gaussian process with zero mean, unit variance, and autocovariance function $c(t)$. Find the autocovariance functions of the processes $X^2 = \{X(t)^2 : -\infty < t < \infty\}$ and $X^3 = \{X(t)^3 : -\infty < t < \infty\}$.

9.7 Problems

1. Let $\dots, X_{-1}, X_0, X_1, \dots$ be uncorrelated random variables with zero means and unit variances, and define

$$Y_n = X_n + \alpha \sum_{i=1}^{\infty} \beta^{i-1} X_{n-i} \quad \text{for } -\infty < n < \infty,$$

where α and β are constants satisfying $|\beta| < 1, |\beta - \alpha| < 1$. Find the best linear predictor of Y_{n+1} given the entire past Y_n, Y_{n-1}, \dots .

2. Let $\{Y_k : -\infty < k < \infty\}$ be a stationary sequence with variance σ_Y^2 , and let

$$X_n = \sum_{k=0}^r a_k Y_{n-k}, \quad -\infty < n < \infty,$$

where a_0, a_1, \dots, a_r are constants. Show that X has spectral density function

$$f_X(\lambda) = \frac{\sigma_Y^2}{\sigma_X^2} f_Y(\lambda) |G_a(e^{i\lambda})|^2$$

where f_Y is the spectral density function of $Y, \sigma_X^2 = \text{var}(X_1)$, and $G_a(z) = \sum_{k=0}^r a_k z^k$.

Calculate this spectral density explicitly in the case of ‘exponential smoothing’, when $r = \infty, a_k = \mu^k(1 - \mu)$, and $0 < \mu < 1$.

3. Suppose that $\hat{Y}_{n+1} = \alpha Y_n + \beta Y_{n-1}$ is the best linear predictor of Y_{n+1} given the entire past Y_n, Y_{n-1}, \dots of the stationary sequence $\{Y_k : -\infty < k < \infty\}$. Find the spectral density function of the sequence.

4. **Recurrent events (5.2.15).** Meteorites fall from the sky at integer times T_1, T_2, \dots where $T_n = X_1 + X_2 + \dots + X_n$. We assume that the X_i are independent, X_2, X_3, \dots are identically distributed, and the distribution of X_1 is such that the probability that a meteorite falls at time n is constant for all n . Let Y_n be the indicator function of the event that a meteorite falls at time n . Show that $\{Y_n\}$ is stationary and find its spectral density function in terms of the characteristic function of X_2 .

5. Let $X = \{X_n : n \geq 1\}$ be given by $X_n = \cos(nU)$ where U is uniformly distributed on $[-\pi, \pi]$. Show that X is stationary but not strongly stationary. Find the autocorrelation function of X and its spectral density function.

6. (a) Let N be a Poisson process with intensity λ , and let $\alpha > 0$. Define $X(t) = N(t + \alpha) - N(t)$ for $t \geq 0$. Show that X is strongly stationary, and find its spectral density function.

(b) Let W be a Wiener process and define $X = \{X(t) : t \geq 1\}$ by $X(t) = W(t) - W(t - 1)$. Show that X is strongly stationary and find its autocovariance function. Find the spectral density function of X .

7. Let Z_1, Z_2, \dots be uncorrelated variables, each with zero mean and unit variance.

(a) Define the moving average process X by $X_n = Z_n + \alpha Z_{n-1}$ where α is a constant. Find the spectral density function of X .

(b) More generally, let $Y_n = \sum_{i=0}^r \alpha_i Z_{n-i}$, where $\alpha_0 = 1$ and $\alpha_1, \dots, \alpha_r$ are constants. Find the spectral density function of Y .

8. Show that the complex-valued stationary process $X = \{X(t) : -\infty < t < \infty\}$ has a spectral density function which is bounded and uniformly continuous whenever its autocorrelation function ρ is continuous and satisfies $\int_0^\infty |\rho(t)| dt < \infty$.

9. Let $X = \{X_n : n \geq 1\}$ be stationary with constant mean $\mu = \mathbb{E}(X_n)$ for all n , and such that $\text{cov}(X_0, X_n) \rightarrow 0$ as $n \rightarrow \infty$. Show that $n^{-1} \sum_{j=1}^n X_j \xrightarrow{\text{m.s.}} \mu$.

10. Deduce the strong law of large numbers from an appropriate ergodic theorem.

11. Let \mathbb{Q} be a stationary measure on $(\mathbb{R}^T, \mathcal{B}^T)$ where $T = \{1, 2, \dots\}$. Show that \mathbb{Q} is ergodic if and only if

$$\frac{1}{n} \sum_{i=1}^n Y_i \rightarrow \mathbb{E}(Y) \quad \text{a.s. and in mean}$$

for all $Y : \mathbb{R}^T \rightarrow \mathbb{R}$ for which $\mathbb{E}(Y)$ exists, where $Y_i : \mathbb{R}^T \rightarrow \mathbb{R}$ is given by $Y_i(\mathbf{x}) = Y(\tau^{i-1}(\mathbf{x}))$. As usual, τ is the natural shift operator on \mathbb{R}^T .

12. The stationary measure \mathbb{Q} on $(\mathbb{R}^T, \mathcal{B}^T)$ is called *strongly mixing* if $\mathbb{Q}(A \cap \tau^{-n}B) \rightarrow \mathbb{Q}(A)\mathbb{Q}(B)$ as $n \rightarrow \infty$, for all $A, B \in \mathcal{B}^T$; as usual, $T = \{1, 2, \dots\}$ and τ is the shift operator on \mathbb{R}^T . Show that every strongly mixing measure is ergodic.

13. **Ergodic theorem.** Let $(\Omega, \mathcal{F}, \mathbb{P})$ be a probability space, and let $T : \Omega \rightarrow \Omega$ be measurable and measure preserving (i.e., $\mathbb{P}(T^{-1}A) = \mathbb{P}(A)$ for all $A \in \mathcal{F}$). Let $X : \Omega \rightarrow \mathbb{R}$ be a random variable, and let X_i be given by $X_i(\omega) = X(T^{i-1}(\omega))$. Show that

$$\frac{1}{n} \sum_{i=1}^n X_i \rightarrow \mathbb{E}(X \mid \mathcal{I}) \quad \text{a.s. and in mean}$$

where \mathcal{I} is the σ -field of invariant events of T .

If T is ergodic (in that $\mathbb{P}(A)$ equals 0 or 1 whenever A is invariant), prove that $\mathbb{E}(X \mid \mathcal{I}) = \mathbb{E}(X)$ almost surely.

14. Consider the probability space $(\Omega, \mathcal{F}, \mathbb{P})$ where $\Omega = [0, 1)$, \mathcal{F} is the set of Borel subsets, and \mathbb{P} is Lebesgue measure. Show that the shift $T : \Omega \rightarrow \Omega$ defined by $T(x) = 2x \pmod{1}$ is measurable, measure preserving, and ergodic (in that $\mathbb{P}(A)$ equals 0 or 1 if $A = T^{-1}A$).

Let $X : \Omega \rightarrow \mathbb{R}$ be the random variable given by the identity mapping $X(\omega) = \omega$. Show that the proportion of 1's, in the expansion of X to base 2, equals $\frac{1}{2}$ almost surely. This is sometimes called 'Borel's normal number theorem'.

15. Let $g : \mathbb{R} \rightarrow \mathbb{R}$ be periodic with period 1, and uniformly continuous and integrable over $[0, 1]$. Define $Z_n = g(X + (n-1)\alpha)$, $n \geq 1$, where X is uniform on $[0, 1]$ and α is irrational. Show that, as $n \rightarrow \infty$,

$$\frac{1}{n} \sum_{j=1}^n Z_j \rightarrow \int_0^1 g(u) du \quad \text{a.s.}$$

16. Let $X = \{X(t) : t \geq 0\}$ be a non-decreasing random process such that:

- $X(0) = 0$, X takes values in the non-negative integers,
- X has stationary independent increments,
- the sample paths $\{X(t, \omega) : t \geq 0\}$ have only jump discontinuities of unit magnitude.

Show that X is a Poisson process.

17. Let X be a continuous-time process. Show that:

- if X has stationary increments and $m(t) = \mathbb{E}(X(t))$ is a continuous function of t , then there exist α and β such that $m(t) = \alpha + \beta t$,
- if X has stationary independent increments and $v(t) = \text{var}(X(t) - X(0))$ is a continuous function of t then there exists σ^2 such that $\text{var}(X(s+t) - X(s)) = \sigma^2 t$ for all s .

18. A Wiener process W is called *standard* if $W(0) = 0$ and $W(1)$ has unit variance. Let W be a standard Wiener process, and let α be a positive constant. Show that:

- $\alpha W(t/\alpha^2)$ is a standard Wiener process,
- $W(t + \alpha) - W(\alpha)$ is a standard Wiener process,
- the process V , given by $V(t) = tW(1/t)$ for $t > 0$, $V(0) = 0$, is a standard Wiener process,
- the process $W(1) - W(1-t)$ is a standard Wiener process on $[0, 1]$.

19. Let W be a standard Wiener process. Show that the stochastic integrals

$$X(t) = \int_0^t dW(u), \quad Y(t) = \int_0^t e^{-(t-u)} dW(u), \quad t \geq 0,$$

are well defined, and prove that $X(t) = W(t)$, and that Y has autocovariance function $\text{cov}(Y(s), Y(t)) = \frac{1}{2}(e^{-|s-t|} - e^{-s-t})$, $s < t$.

20. Let W be a standard Wiener process. Find the means of the following processes, and the autocovariance functions in cases (b) and (c):

(a) $X(t) = |W(t)|$,

(b) $Y(t) = e^{W(t)}$,

(c) $Z(t) = \int_0^t W(u) du$.

Which of these are Gaussian processes? Which of these are Markov processes?

21. Let W be a standard Wiener process. Find the conditional joint density function of $W(t_2)$ and $W(t_3)$ given that $W(t_1) = W(t_4) = 0$, where $t_1 < t_2 < t_3 < t_4$.

Show that the conditional correlation of $W(t_2)$ and $W(t_3)$ is

$$\rho = \sqrt{\frac{(t_4 - t_3)(t_2 - t_1)}{(t_4 - t_2)(t_3 - t_1)}}.$$

22. **Empirical distribution function.** Let U_1, U_2, \dots be independent random variables with the uniform distribution on $[0, 1]$. Let $I_j(x)$ be the indicator function of the event $\{U_j \leq x\}$, and define

$$F_n(x) = \frac{1}{n} \sum_{j=1}^n I_j(x), \quad 0 \leq x \leq 1.$$

The function F_n is called the ‘empirical distribution function’ of the U_j .

(a) Find the mean and variance of $F_n(x)$, and prove that $\sqrt{n}(F_n(x) - x) \xrightarrow{D} Y(x)$ as $n \rightarrow \infty$, where $Y(x)$ is normally distributed.

(b) What is the (multivariate) limit distribution of a collection of random variables of the form $\{\sqrt{n}(F_n(x_i) - x_i) : 1 \leq i \leq k\}$, where $0 \leq x_1 < x_2 < \dots < x_k \leq 1$?

(c) Show that the autocovariance function of the asymptotic finite-dimensional distributions of $\sqrt{n}(F_n(x) - x)$, in the limit as $n \rightarrow \infty$, is the same as that of the process $Z(t) = W(t) - tW(1)$, $0 \leq t \leq 1$, where W is a standard Wiener process. The process Z is called a ‘Brownian bridge’ or ‘tied-down Brownian motion’.

Renewals

Summary. A renewal process is a recurrent-event process with independent identically distributed interevent times. The asymptotic behaviour of a renewal process is described by the renewal theorem and the elementary renewal theorem, and the key renewal theorem is often useful. The waiting-time paradox leads to a discussion of excess and current lifetimes, and their asymptotic distributions are found. Other renewal-type processes are studied, including alternating and delayed renewal processes, and the use of renewal is illustrated in applications to Markov chains and age-dependent branching processes. The asymptotic behaviour of renewal-reward processes is studied, and Little's formula is proved.

10.1 The renewal equation

We saw in Section 8.3 that renewal processes provide attractive models for many natural phenomena. Recall their definition.

(1) Definition. A **renewal process** $N = \{N(t) : t \geq 0\}$ is a process such that

$$N(t) = \max\{n : T_n \leq t\}$$

where $T_0 = 0$, $T_n = X_1 + X_2 + \cdots + X_n$ for $n \geq 1$, and $\{X_i\}$ is a sequence of independent identically distributed non-negative[†] random variables.

We commonly think of a renewal process $N(t)$ as representing the number of occurrences of some event in the time interval $[0, t]$; the event in question might be the arrival of a person or particle, or the failure of a light bulb. With this in mind, we shall speak of T_n as the 'time of the n th arrival' and X_n as the ' n th interarrival time'. We shall try to use the notation of (1) consistently throughout, denoting by X and T a typical interarrival time and a typical arrival time of the process N .

When is N an honest process, which is to say that $N(t) < \infty$ almost surely (see Definition (6.8.18))?

(2) Theorem. $\mathbb{P}(N(t) < \infty) = 1$ for all t if and only if $\mathbb{E}(X_1) > 0$.

[†]But soon we will impose the stronger condition that the X_i be *strictly* positive.

This amounts to saying that N is honest if and only if the interarrival times are not concentrated at zero. The proof is simple and relies upon the following important observation:

$$(3) \quad N(t) \geq n \quad \text{if and only if} \quad T_n \leq t.$$

We shall make repeated use of (3). It provides a link between $N(t)$ and the sum T_n of independent variables; we know a lot about such sums already.

Proof of (2). Since the X_i are non-negative, if $\mathbb{E}(X_1) = 0$ then $\mathbb{P}(X_i = 0) = 1$ for all i . Therefore

$$\mathbb{P}(N(t) = \infty) = 1 \quad \text{for all } t > 0.$$

Conversely, suppose that $\mathbb{E}(X_1) > 0$. There exists $\epsilon > 0$ such that $\mathbb{P}(X_1 > \epsilon) = \delta > 0$. Let $A_i = \{X_i > \epsilon\}$, and let $A = \{X_i > \epsilon \text{ i.o.}\} = \limsup A_i$ be the event that infinitely many of the X_i exceed ϵ . We have that

$$\mathbb{P}(A^c) = \mathbb{P}\left(\bigcup_m \bigcap_{n>m} A_n^c\right) \leq \sum_m \lim_{n \rightarrow \infty} (1 - \delta)^{n-m} = \sum_m 0 = 0.$$

Therefore, by (3),

$$\mathbb{P}(N(t) = \infty) = \mathbb{P}(T_n \leq t \text{ for all } n) \leq \mathbb{P}(A^c) = 0. \quad \blacksquare$$

Thus N is honest if and only if X_1 is *not* concentrated at 0. Henceforth we shall assume not only that $\mathbb{P}(X_1 = 0) < 1$, but also impose the stronger condition that $\mathbb{P}(X_1 = 0) = 0$. That is, *we consider only the case when the X_i are strictly positive in that $\mathbb{P}(X_1 > 0) = 1$.*

It is easy in principle to find the distribution of $N(t)$ in terms of the distribution of a typical interarrival time. Let F be the distribution function of X_1 , and let F_k be the distribution function of T_k .

(4) **Lemma**[†]. *We have that $F_1 = F$ and $F_{k+1}(x) = \int_0^x F_k(x - y) dF(y)$ for $k \geq 1$.*

Proof. Clearly $F_1 = F$. Also $T_{k+1} = T_k + X_{k+1}$, and Theorem (4.8.1) gives the result when suitably rewritten for independent variables of general type. ■

(5) **Lemma.** *We have that $\mathbb{P}(N(t) = k) = F_k(t) - F_{k+1}(t)$.*

Proof. $\{N(t) = k\} = \{N(t) \geq k\} \setminus \{N(t) \geq k + 1\}$. Now use (3). ■

We shall be interested largely in the expected value of $N(t)$.

(6) **Definition.** The **renewal function** m is given by $m(t) = \mathbb{E}(N(t))$.

Again, it is easy to find m in terms of the F_k .

[†]Readers of Section 5.6 may notice that the statement of this lemma violates our notation for the domain of an integral. We adopt the convention that expressions of the form $\int_a^b g(y) dF(y)$ denote integrals over the half-open interval $(a, b]$, with the left endpoint excluded.

(7) Lemma. We have that $m(t) = \sum_{k=1}^{\infty} F_k(t)$.

Proof. Define the indicator variables

$$I_k = \begin{cases} 1 & \text{if } T_k \leq t, \\ 0 & \text{otherwise.} \end{cases}$$

Then $N(t) = \sum_{k=1}^{\infty} I_k$ and so

$$m(t) = \mathbb{E}\left(\sum_{k=1}^{\infty} I_k\right) = \sum_{k=1}^{\infty} \mathbb{E}(I_k) = \sum_{k=1}^{\infty} F_k(t). \quad \blacksquare$$

An alternative approach to the renewal function is by way of conditional expectations and the ‘renewal equation’. First note that m is the solution of a certain integral equation.

(8) Lemma. The renewal function m satisfies the renewal equation,

$$(9) \quad m(t) = F(t) + \int_0^t m(t-x) dF(x).$$

Proof. Use conditional expectation to obtain

$$m(t) = \mathbb{E}(N(t)) = \mathbb{E}(\mathbb{E}[N(t) \mid X_1]);$$

but, on the one hand,

$$\mathbb{E}(N(t) \mid X_1 = x) = 0 \quad \text{if } t < x$$

since the first arrival occurs after time t . On the other hand,

$$\mathbb{E}(N(t) \mid X_1 = x) = 1 + \mathbb{E}(N(t-x)) \quad \text{if } t \geq x$$

since the process of arrivals, starting from the epoch of the first arrival, is a copy of N itself. Thus

$$m(t) = \int_0^{\infty} \mathbb{E}(N(t) \mid X_1 = x) dF(x) = \int_0^t [1 + m(t-x)] dF(x). \quad \blacksquare$$

We know from (7) that

$$m(t) = \sum_{k=1}^{\infty} F_k(t)$$

is a solution to the renewal equation (9). Actually, it is the unique solution to (9) which is bounded on finite intervals. This is a consequence of the next lemma. We shall encounter a more general form of (9) later, and it is appropriate to anticipate this now. The more general case involves solutions μ to the *renewal-type equation*

$$(10) \quad \mu(t) = H(t) + \int_0^t \mu(t-x) dF(x), \quad t \geq 0,$$

where H is a uniformly bounded function.

(11) Theorem. The function μ , given by

$$\mu(t) = H(t) + \int_0^t H(t-x) dm(x),$$

is a solution of the renewal-type equation (10). If H is bounded on finite intervals then μ is bounded on finite intervals and is the unique solution of (10) with this property[†].

We shall make repeated use of this result, the proof of which is simple.

Proof. If $h : [0, \infty) \rightarrow \mathbb{R}$, define the functions $h * m$ and $h * F$ by

$$(h * m)(t) = \int_0^t h(t-x) dm(x), \quad (h * F)(t) = \int_0^t h(t-x) dF(x),$$

whenever these integrals exist. The operation $*$ is a type of convolution; do not confuse it with the related but different convolution operator of Sections 3.8 and 4.8. It can be shown that

$$(h * m) * F = h * (m * F),$$

and so we write $h * m * F$ for this double convolution. Note also that:

$$(12) \quad m = F + m * F \quad \text{by (9),}$$

$$(13) \quad F_{k+1} = F_k * F = F * F_k \quad \text{by (4).}$$

Using this notation, μ can be written as $\mu = H + H * m$. Convolve with F and use (12) to find that

$$\begin{aligned} \mu * F &= H * F + H * m * F = H * F + H * (m - F) \\ &= H * m = \mu - H, \end{aligned}$$

and so μ satisfies (10).

If H is bounded on finite intervals then

$$\begin{aligned} \sup_{0 \leq t \leq T} |\mu(t)| &\leq \sup_{0 \leq t \leq T} |H(t)| + \sup_{0 \leq t \leq T} \left| \int_0^t H(t-x) dm(x) \right| \\ &\leq [1 + m(T)] \sup_{0 \leq t \leq T} |H(t)| < \infty, \end{aligned}$$

and so μ is indeed bounded on finite intervals; we have used the finiteness of m here (see Problem (10.6.1b)). To show that μ is the unique such solution of (10), suppose that μ_1 is another bounded solution and write $\delta(t) = \mu(t) - \mu_1(t)$; δ is a bounded function. Also $\delta = \delta * F$ by (10). Iterate this equation and use (13) to find that $\delta = \delta * F_k$ for all $k \geq 1$, which implies that

$$|\delta(t)| \leq F_k(t) \sup_{0 \leq u \leq t} |\delta(u)| \quad \text{for all } k \geq 1.$$

[†]Think of the integral in (11) as $\int H(t-x)m'(x) dx$ if you are unhappy about its present form.

Let $k \rightarrow \infty$ to find that $|\delta(t)| = 0$ for all t , since

$$F_k(t) = \mathbb{P}(N(t) \geq k) \rightarrow 0 \quad \text{as } k \rightarrow \infty$$

by (2). The proof is complete. ■

The method of Laplace–Stieltjes transforms is often useful in renewal theory (see Definition (15) of Appendix I). For example, we can transform (10) to obtain the formula

$$\mu^*(\theta) = \frac{H^*(\theta)}{1 - F^*(\theta)} \quad \text{for } \theta \neq 0,$$

an equation which links the Laplace–Stieltjes transforms of μ , H , and F . In particular, setting $H = F$, we find from (8) that

$$(14) \quad m^*(\theta) = \frac{F^*(\theta)}{1 - F^*(\theta)},$$

a formula which is directly derivable from (7) and (13). Hence there is a one–one correspondence between renewal functions m and distribution functions F of the interarrival times.

(15) Example. Poisson process. This is the only Markovian renewal process, and has exponentially distributed interarrival times with some parameter λ . The epoch T_k of the k th arrival is distributed as $\Gamma(\lambda, k)$; Lemma (7) gives that

$$m(t) = \sum_{k=1}^{\infty} \int_0^t \frac{\lambda(\lambda s)^{k-1} e^{-\lambda s}}{(k-1)!} ds = \int_0^t \lambda ds = \lambda t.$$

Alternatively, just remember that $N(t)$ has the Poisson distribution with parameter λt to obtain the same result. ●

Exercises for Section 10.1

1. Prove that $\mathbb{E}(e^{\theta N(t)}) < \infty$ for some strictly positive θ whenever $\mathbb{E}(X_1) > 0$. [Hint: Consider the renewal process with interarrival times $X'_k = \epsilon I_{\{X_k \geq \epsilon\}}$ for some suitable ϵ .]
2. Let N be a renewal process and let W be the waiting time until the length of some interarrival time has exceeded s . That is, $W = \inf\{t : C(t) > s\}$, where $C(t)$ is the time which has elapsed (at time t) since the last arrival. Show that

$$F_W(x) = \begin{cases} 0 & \text{if } x < s, \\ 1 - F(s) + \int_0^s F_W(x-u) dF(u) & \text{if } x \geq s, \end{cases}$$

where F is the distribution function of an interarrival time. If N is a Poisson process with intensity λ , show that

$$\mathbb{E}(e^{\theta W}) = \frac{\lambda - \theta}{\lambda - \theta e^{(\lambda - \theta)s}} \quad \text{for } \theta < \lambda,$$

and $\mathbb{E}(W) = (e^{\lambda s} - 1)/\lambda$. You may find it useful to rewrite the above integral equation in the form of a renewal-type equation.

3. Find an expression for the mass function of $N(t)$ in a renewal process whose interarrival times are: (a) Poisson distributed with parameter λ , (b) gamma distributed, $\Gamma(\lambda, b)$.
4. Let the times between the events of a renewal process N be uniformly distributed on $(0, 1)$. Find the mean and variance of $N(t)$ for $0 \leq t \leq 1$.

10.2 Limit theorems

We study next the asymptotic behaviour of $N(t)$ and its renewal function $m(t)$ for large values of t . There are four main results here, two for each of N and m . For the renewal process N itself there is a law of large numbers and a central limit theorem; these rely upon the relation (10.1.3), which links N to the partial sums of independent variables. The two results for m deal also with first- and second-order properties. The first asserts that $m(t)$ is approximately linear in t ; the second asserts that the gradient of m is asymptotically constant. The proofs are given later in the section.

How does $N(t)$ behave when t is large? Let $\mu = \mathbb{E}(X_1)$ be the mean of a typical interarrival time. Henceforth we assume that $\mu < \infty$.

(1) Theorem.
$$\frac{1}{t}N(t) \xrightarrow{\text{a.s.}} \frac{1}{\mu} \text{ as } t \rightarrow \infty.$$

(2) Theorem. *If $\sigma^2 = \text{var}(X_1)$ satisfies $0 < \sigma < \infty$, then*

$$\frac{N(t) - t/\mu}{\sqrt{t\sigma^2/\mu^3}} \xrightarrow{D} N(0, 1) \text{ as } t \rightarrow \infty.$$

It is not quite so easy to find the asymptotic behaviour of the renewal function.

(3) Elementary renewal theorem.
$$\frac{1}{t}m(t) \rightarrow \frac{1}{\mu} \text{ as } t \rightarrow \infty.$$

The second-order properties of m are hard to find, and we require a preliminary definition.

(4) Definition. Call a random variable X and its distribution F_X **arithmetic with span** λ (> 0) if X takes values in the set $\{m\lambda : m = 0, \pm 1, \dots\}$ with probability 1, and λ is maximal with this property.

If the interarrival times of N are arithmetic, with span λ say, then so is T_k for each k . In this case $m(t)$ may be discontinuous at values of t which are multiples of λ , and this affects the second-order properties of m .

(5) Renewal theorem. *If X_1 is not arithmetic then*

(6)
$$m(t+h) - m(t) \rightarrow \frac{h}{\mu} \text{ as } t \rightarrow \infty \text{ for all } h.$$

If X_1 is arithmetic with span λ , then (6) holds whenever h is a multiple of λ .

It is appropriate to make some remarks about these theorems before we set to their proofs. Theorems (1) and (2) are straightforward, and use the law of large numbers and the central limit theorem for partial sums of independent sequences. It is perhaps surprising that (3) is harder to demonstrate than (1) since it concerns only the mean value of $N(t)$; it has a suitably probabilistic proof which uses the method of truncation, a technique which proved useful in the proof of the strong law (7.5.1). On the other hand, the proof of (5) is difficult. The usual method of proof is largely an exercise in solving integral equations, and is not appropriate for inclusion here (see Feller 1971, p. 360). There is an alternative proof which is short, beautiful,

and probabilistic, and uses ‘coupling’ arguments related to those in the proof of the ergodic theorem for discrete-time Markov chains. This method requires some results which appear later in this chapter, and so we defer a sketch of the argument until Example (10.4.21). In the case of arithmetic interarrival times, (5) is essentially the same as Theorem (5.2.24), a result about *integer-valued* random variables. There is an apparently more general form of (5) which is deducible from (5). It is called the ‘key renewal theorem’ because of its many applications.

In the rest of this chapter we shall commonly assume that the interarrival times are *not* arithmetic. Similar results often hold in the arithmetic case, but they are usually more complicated to state.

(7) Key renewal theorem. *If $g : [0, \infty) \rightarrow [0, \infty)$ is such that:*

- (a) $g(t) \geq 0$ for all t ,
- (b) $\int_0^\infty g(t) dt < \infty$,
- (c) g is a non-increasing function,

then

$$\int_0^t g(t-x) dm(x) \rightarrow \frac{1}{\mu} \int_0^\infty g(x) dx \quad \text{as } t \rightarrow \infty$$

whenever X_1 is not arithmetic.

In order to deduce this theorem from the renewal theorem (5), first prove it for indicator functions of intervals, then for step functions, and finally for limits of increasing sequences of step functions. We omit the details.

Proof of (1). This is easy. Just note that

$$(8) \quad T_{N(t)} \leq t < T_{N(t)+1} \quad \text{for all } t.$$

Therefore, if $N(t) > 0$,

$$\frac{T_{N(t)}}{N(t)} \leq \frac{t}{N(t)} < \frac{T_{N(t)+1}}{N(t)+1} \left(1 + \frac{1}{N(t)}\right).$$

As $t \rightarrow \infty$, $N(t) \xrightarrow{\text{a.s.}} \infty$, and the strong law of large numbers gives

$$\mu \leq \lim_{t \rightarrow \infty} \left(\frac{t}{N(t)} \right) \leq \mu \quad \text{almost surely.} \quad \blacksquare$$

Proof of (2). This is Problem (10.5.3). \blacksquare

In preparation for the proof of (3), we recall an important definition. Let M be a random variable taking values in the set $\{1, 2, \dots\}$. We call the random variable M a *stopping time* with respect to the sequence X_i of interarrival times if, for all $m \geq 1$, the event $\{M \leq m\}$ belongs to the σ -field of events generated by X_1, X_2, \dots, X_m . Note that $M = N(t) + 1$ is a stopping time for the X_i , since

$$\{M \leq m\} = \{N(t) \leq m - 1\} = \left\{ \sum_{i=1}^m X_i > t \right\},$$

which is an event defined in terms of X_1, X_2, \dots, X_m . The random variable $N(t)$ is *not* a stopping time.

(9) Lemma. Wald's equation. *Let X_1, X_2, \dots be independent identically distributed random variables with finite mean, and let M be a stopping time with respect to the X_i satisfying $\mathbb{E}(M) < \infty$. Then*

$$\mathbb{E}\left(\sum_{i=1}^M X_i\right) = \mathbb{E}(X_1)\mathbb{E}(M).$$

Applying Wald's equation to the sequence of interarrival times together with the stopping time $M = N(t) + 1$, we obtain

$$(10) \quad \mathbb{E}(T_{N(t)+1}) = \mu[m(t) + 1].$$

Wald's equation may seem trite, but this is far from being the case. For example, it is not generally true that $\mathbb{E}(T_{N(t)}) = \mu m(t)$; the forthcoming Example (10.3.2) is an example of some of the dangers here.

Proof of Wald's equation (9). The basic calculation is elementary. Just note that

$$\sum_{i=1}^M X_i = \sum_{i=1}^{\infty} X_i I_{\{M \geq i\}},$$

so that (using dominated convergence or Exercise (5.6.2))

$$\mathbb{E}\left(\sum_{i=1}^M X_i\right) = \sum_{i=1}^{\infty} \mathbb{E}(X_i I_{\{M \geq i\}}) = \sum_{i=1}^{\infty} \mathbb{E}(X_i) \mathbb{P}(M \geq i) \quad \text{by independence,}$$

since $\{M \geq i\} = \{M \leq i-1\}^c$, an event definable in terms of X_1, X_2, \dots, X_{i-1} and therefore independent of X_i . The final sum equals

$$\mathbb{E}(X_1) \sum_{i=1}^{\infty} \mathbb{P}(M \geq i) = \mathbb{E}(X_1)\mathbb{E}(M). \quad \blacksquare$$

Proof of (3). Half of this is easy. We have from (8) that $t < T_{N(t)+1}$; take expectations of this and use (10) to obtain

$$\frac{m(t)}{t} > \frac{1}{\mu} - \frac{1}{t}.$$

Letting $t \rightarrow \infty$, we obtain

$$(11) \quad \liminf_{t \rightarrow \infty} \frac{1}{t} m(t) \geq \frac{1}{\mu}.$$

We may be tempted to proceed as follows in order to bound $m(t)$ above. We have from (8) that $T_{N(t)} \leq t$, and so

$$(12) \quad t \geq \mathbb{E}(T_{N(t)}) = \mathbb{E}(T_{N(t)+1} - X_{N(t)+1}) = \mu[m(t) + 1] - \mathbb{E}(X_{N(t)+1}).$$

The problem is that $X_{N(t)+1}$ depends on $N(t)$, and so $\mathbb{E}(X_{N(t)+1}) \neq \mu$ in general. To cope with this, truncate the X_i at some $a > 0$ to obtain a new sequence

$$X_j^a = \begin{cases} X_j & \text{if } X_j < a, \\ a & \text{if } X_j \geq a. \end{cases}$$

Now consider the renewal process N^a with associated interarrival times $\{X_j^a\}$. Apply (12) to N^a , noting that $\mu^a = \mathbb{E}(X_j^a) \leq a$, to obtain

$$(13) \quad t \geq \mu^a [\mathbb{E}(N^a(t)) + 1] - a.$$

However, $X_j^a \leq X_j$ for all j , and so $N^a(t) \geq N(t)$ for all t . Therefore

$$\mathbb{E}(N^a(t)) \geq \mathbb{E}(N(t)) = m(t)$$

and (13) becomes

$$\frac{m(t)}{t} \leq \frac{1}{\mu^a} + \frac{a - \mu^a}{\mu^a t}.$$

Let $t \rightarrow \infty$ to obtain

$$\limsup_{t \rightarrow \infty} \frac{1}{t} m(t) \leq \frac{1}{\mu^a};$$

now let $a \rightarrow \infty$ and use monotone convergence (5.6.12) to find that $\mu^a \rightarrow \mu$, and therefore

$$\limsup_{t \rightarrow \infty} \frac{1}{t} m(t) \leq \frac{1}{\mu}.$$

Combine this with (11) to obtain the result. ■

Exercises for Section 10.2

- Planes land at Heathrow airport at the times of a renewal process with interarrival time distribution function F . Each plane contains a random number of people with a given common distribution and finite mean. Assuming as much independence as usual, find an expression for the rate of arrival of passengers over a long time period.
- Let Z_1, Z_2, \dots be independent identically distributed random variables with mean 0 and finite variance σ^2 , and let $T_n = \sum_{i=1}^n Z_i$. Let M be a finite stopping time with respect to the Z_i such that $\mathbb{E}(M) < \infty$. Show that $\text{var}(T_M) = \mathbb{E}(M)\sigma^2$.
- Show that $\mathbb{E}(T_{N(t)+k}) = \mu(m(t)+k)$ for all $k \geq 1$, but that it is not generally true that $\mathbb{E}(T_{N(t)}) = \mu m(t)$.
- Show that, using the usual notation, the family $\{N(t)/t : 0 \leq t < \infty\}$ is uniformly integrable. How might one make use of this observation?
- Consider a renewal process N having interarrival times with moment generating function M , and let T be a positive random variable which is independent of N . Find $\mathbb{E}(s^{N(T)})$ when:
 - T is exponentially distributed with parameter ν ,
 - N is a Poisson process with intensity λ , in terms of the moment generating function of T . What is the distribution of $N(T)$ in this case, if T has the gamma distribution $\Gamma(\nu, b)$?

10.3 Excess life

Suppose that we begin to observe a renewal process N at some epoch t of time. A certain number $N(t)$ of arrivals have occurred by then, and the next arrival will be that numbered $N(t) + 1$. That is to say, we have begun our observation at a point in the random interval $I_t = [T_{N(t)}, T_{N(t)+1})$, the endpoints of which are arrival times.

(1) Definition.

- (a) The **excess lifetime** at t is $E(t) = T_{N(t)+1} - t$.
- (b) The **current lifetime** (or **age**) at t is $C(t) = t - T_{N(t)}$.
- (c) The **total lifetime** at t is $D(t) = E(t) + C(t) = X_{N(t)+1}$.

That is, $E(t)$ is the time which elapses before the next arrival, $C(t)$ is the elapsed time since the last arrival (with the convention that the zeroth arrival occurs at time 0), and $D(t)$ is the length of the interarrival time which contains t (see Figure 8.1 for a diagram of these random variables).

(2) Example. Waiting time paradox. Suppose that N is a Poisson process with parameter λ . How large is $\mathbb{E}(E(t))$? Consider the two following lines of reasoning.

- (A) N is a Markov chain, and so the distribution of $E(t)$ does not depend on the arrivals prior to time t . Thus $E(t)$ has the same mean as $E(0) = X_1$, and so $\mathbb{E}(E(t)) = \lambda^{-1}$.
- (B) If t is fairly large, then on average it lies near the midpoint of the interarrival interval I_t which contains it. That is

$$\mathbb{E}(E(t)) \simeq \frac{1}{2} \mathbb{E}(T_{N(t)+1} - T_{N(t)}) = \frac{1}{2} \mathbb{E}(X_{N(t)+1}) = \frac{1}{2\lambda}.$$

These arguments cannot both be correct. The reasoning of (B) is false, in that $X_{N(t)+1}$ does *not* have mean λ^{-1} ; we have already observed this after (10.2.12). In fact, $X_{N(t)+1}$ is a very special interarrival time; longer intervals have a higher chance of catching t in their interiors than small intervals. In Problem (10.6.5) we shall see that $\mathbb{E}(X_{N(t)+1}) = (2 - e^{-\lambda t})/\lambda$. For this process, $E(t)$ and $C(t)$ are independent for any t ; this property holds for no other renewal process with non-arithmetic interarrival times. ●

Now we find the distribution of the excess lifetime $E(t)$ for a general renewal process.

(3) Theorem. *The distribution function of the excess life $E(t)$ is given by*

$$\mathbb{P}(E(t) \leq y) = F(t + y) - \int_0^t [1 - F(t + y - x)] dm(x).$$

Proof. Condition on X_1 in the usual way to obtain

$$\mathbb{P}(E(t) > y) = \mathbb{E}[\mathbb{P}(E(t) > y \mid X_1)].$$

However, you will see after a little thought that

$$\mathbb{P}(E(t) > y \mid X_1 = y) = \begin{cases} \mathbb{P}(E(t - x) > y) & \text{if } x \leq t, \\ 0 & \text{if } t < x \leq t + y, \\ 1 & \text{if } x > t + y, \end{cases}$$

since $E(t) > y$ if and only if no arrivals occur in $(t, t + y]$. Thus

$$\begin{aligned} \mathbb{P}(E(t) > y) &= \int_0^\infty \mathbb{P}(E(t) > y \mid X_1 = x) dF(x) \\ &= \int_0^t \mathbb{P}(E(t - x) > y) dF(x) + \int_{t+y}^\infty dF(x). \end{aligned}$$

So $\mu(t) = \mathbb{P}(E(t) > y)$ satisfies (10.1.10) with $H(t) = 1 - F(t + y)$; use Theorem (10.1.11) to see that

$$\mu(t) = 1 - F(t + y) + \int_0^t [1 - F(t + y - x)] dm(x)$$

as required. ■

(4) Corollary. *The distribution of the current life $C(t)$ is given by*

$$\mathbb{P}(C(t) \geq y) = \begin{cases} 0 & \text{if } y > t, \\ 1 - F(t) + \int_0^{t-y} [1 - F(t - x)] dm(x) & \text{if } y \leq t. \end{cases}$$

Proof. It is the case that $C(t) \geq y$ if and only if there are no arrivals in $(t - y, t]$. Thus

$$\mathbb{P}(C(t) \geq y) = \mathbb{P}(E(t - y) > y) \quad \text{if } y \leq t$$

and the result follows from (3). ■

Might the renewal process N have stationary increments, in the sense that the distribution of $N(t + s) - N(t)$ depends on s alone when $s \geq 0$? This is true for the Poisson process but fails in general. The reason is simple: generally speaking, the process of arrivals after time t depends on the age t of the process to date. When t is very large, however, it is plausible that the process may forget the date of its inception, thereby settling down into a stationary existence. Thus turns out to be the case. To show this asymptotic stationarity we need to demonstrate that the distribution of $N(t + s) - N(t)$ converges as $t \rightarrow \infty$. It is not difficult to see that this is equivalent to the assertion that the distribution of the excess life $E(t)$ settles down as $t \rightarrow \infty$, an easy consequence of the key renewal theorem (10.2.7) and Lemma (4.3.4).

(5) Theorem. *If X_1 is not arithmetic and $\mu = \mathbb{E}(X_1) < \infty$ then*

$$\mathbb{P}(E(t) \leq y) \rightarrow \frac{1}{\mu} \int_0^y [1 - F(x)] dx \quad \text{as } t \rightarrow \infty.$$

Some difficulties arise if X_1 is arithmetic. For example, if the X_j are concentrated at the value 1 then, as $n \rightarrow \infty$,

$$\mathbb{P}(E(n + c) \leq \frac{1}{2}) \rightarrow \begin{cases} 1 & \text{if } c = \frac{1}{2}, \\ 0 & \text{if } c = \frac{1}{4}. \end{cases}$$

Exercises for Section 10.3

1. Suppose that the distribution of the excess lifetime $E(t)$ does not depend on t . Show that the renewal process is a Poisson process.
2. Show that the current and excess lifetime processes, $C(t)$ and $E(t)$, are Markov processes.
3. Suppose that X_1 is non-arithmetic with finite mean μ .
 - (a) Show that $E(t)$ converges in distribution as $t \rightarrow \infty$, the limit distribution function being

$$H(x) = \int_0^x \frac{1}{\mu} [1 - F(y)] dy.$$

- (b) Show that the r th moment of this limit distribution is given by

$$\int_0^\infty x^r dH(x) = \frac{\mathbb{E}(X_1^{r+1})}{\mu(r+1)},$$

assuming that this is finite.

- (c) Show that

$$\mathbb{E}(E(t)^r) = \mathbb{E}(\{(X_1 - t)^+\}^r) + \int_0^t h(t-x) dm(x)$$

for some suitable function h to be found, and deduce by the key renewal theorem that $\mathbb{E}(E(t)^r) \rightarrow \mathbb{E}(X_1^{r+1})/\{\mu(r+1)\}$ as $t \rightarrow \infty$, assuming this limit is finite.

4. Find an expression for the mean value of the excess lifetime $E(t)$ conditional on the event that the current lifetime $C(t)$ equals x .
 5. Let $M(t) = N(t) + 1$, and suppose that X_1 has finite non-zero variance σ^2 .
 - (a) Show that $\text{var}(T_{M(t)} - \mu M(t)) = \sigma^2(m(t) + 1)$.
 - (b) In the non-arithmetic case, show that $\text{var}(M(t))/t \rightarrow \sigma^2/\mu^3$ as $t \rightarrow \infty$.
-

10.4 Applications

Here are some examples of the ways in which renewal theory can be applied.

(1) Example. Counters, and their dead periods. In Section 6.8 we used an idealized Geiger counter which was able to register radioactive particles, irrespective of the rate of their arrival. In practice, after the detection of a particle such counters require a certain interval of time in order to complete its registration. These intervals are called ‘dead periods’; during its dead periods the counter is locked and fails to register arriving particles. There are two common types of counter.

Type 1. Each detected arrival locks the counter for a period of time, possibly of random length, during which it ignores all arrivals.

Type 2. Each arrival locks the counter for a period of time, possibly of random length, irrespective of whether the counter is already locked or not. The counter registers only those arrivals that occur whilst it is unlocked.

Genuine Geiger counters are of Type 1; this case might also be used to model the process in Example (8.3.1) describing the replacement of light bulbs in rented property when the landlord

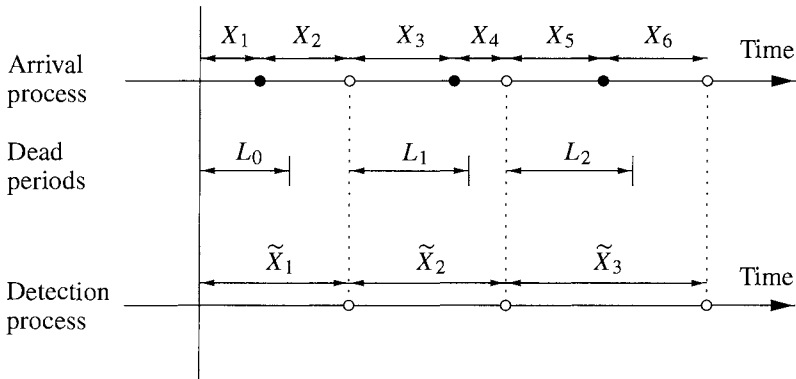


Figure 10.1. Arrivals and detections by a Type I counter; • indicates an undetected arrival, and ◦ indicates a detected arrival.

is either mean or lazy. We consider Type 1 counters briefly; Type 2 counters are harder to analyse, and so are left to the reader.

Suppose that arrivals occur as a renewal process N with renewal function m and interarrival times X_1, X_2, \dots having distribution function F . Let L_n be the length of the dead period induced by the n th detected arrival. It is customary and convenient to suppose that an additional dead period, of length L_0 , begins at time $t = 0$; the reason for this will soon be clear. We suppose that $\{L_n\}$ is a family of independent random variables with the common distribution function F_L , where $F_L(0) = 0$. Let $\tilde{N}(t)$ be the number of arrivals detected by the Type 1 counter by time t . Then \tilde{N} is a stochastic process with interarrival times $\tilde{X}_1, \tilde{X}_2, \dots$ where $\tilde{X}_{n+1} = L_n + E_n$ and E_n is the excess life of N at the end of the n th dead period (see Figure 10.1). The process \tilde{N} is *not* in general a renewal process, because the \tilde{X}_i need be neither independent nor identically distributed. In the very special case when N is a Poisson process, the E_n are independent exponential variables and \tilde{N} is a renewal process; it is easy to construct other examples for which this conclusion fails.

It is not difficult to find the elapsed time \tilde{X}_1 until the first detection. Condition on L_0 to obtain

$$\mathbb{P}(\tilde{X}_1 \leq x) = \mathbb{E}(\mathbb{P}(\tilde{X}_1 \leq x \mid L_0)) = \int_0^x \mathbb{P}(L_0 + E_0 \leq x \mid L_0 = l) dF_L(l).$$

However, $E_0 = E(L_0)$, the excess lifetime of N at L_0 , and so

$$(2) \quad \mathbb{P}(\tilde{X}_1 \leq x) = \int_0^x \mathbb{P}(E(l) \leq x - l) dF_L(l).$$

Now use Theorem (10.3.3) and the integral representation

$$m(t) = F(t) + \int_0^t F(t - x) dm(x),$$

which follows from Theorem (10.1.11), to find that

$$(3) \quad \begin{aligned} \mathbb{P}(\tilde{X}_1 \leq x) &= \int_0^x \left(\int_l^x [1 - F(x - y)] dm(y) \right) dF_L(l) \\ &= \int_0^x [1 - F(x - y)] F_L(y) dm(y). \end{aligned}$$

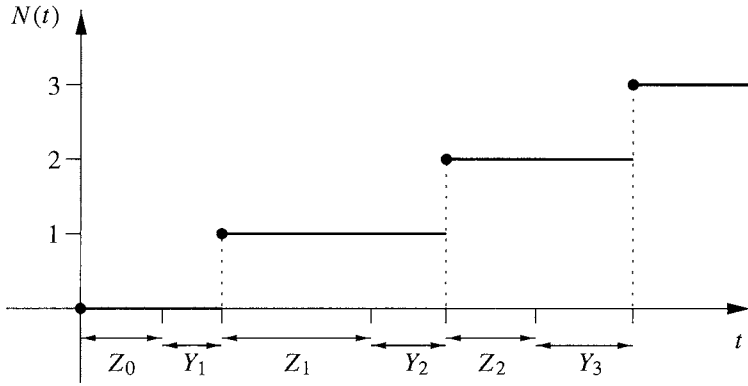


Figure 10.2. An alternating renewal process.

If N is a Poisson process with intensity λ , equation (2) becomes

$$\mathbb{P}(\tilde{X}_1 \leq x) = \int_0^x (1 - e^{-\lambda(x-l)}) dF_L(l).$$

\tilde{N} is now a renewal process, and this equation describes the common distribution of the interarrival times.

If the counter is registering the arrival of radioactive particles, then we may seek an estimate λ of the unknown emission rate of the source based upon our knowledge of the mean length $\mathbb{E}(L)$ of a dead period and the counter reading $\tilde{N}(t)$. Assume that the particles arrive in the manner of a Poisson process, and let $\gamma_t = \tilde{N}(t)/t$ be the density of observed particles. Then

$$\gamma_t \simeq \frac{1}{\mathbb{E}(\tilde{X}_1)} = \frac{1}{\mathbb{E}(L) + \lambda^{-1}} \quad \text{for large } t,$$

and so $\lambda \simeq \hat{\lambda}$ where

$$\hat{\lambda} = \frac{\gamma_t}{1 - \gamma_t \mathbb{E}(L)}.$$

(4) Example. Alternating renewal process. A machine breaks down repeatedly. After the n th breakdown the repairman takes a period of time, length Y_n , to repair it; subsequently the machine runs for a period of length Z_n before it breaks down for the next time. We assume that the Y_m and the Z_n are independent of each other, the Y_m having common distribution function F_Y and the Z_n having common distribution function F_Z . Suppose that the machine was installed at time $t = 0$. Let $N(t)$ be the number of completed repairs by time t (see Figure 10.2). Then N is a renewal process with interarrival times X_1, X_2, \dots given by $X_n = Z_{n-1} + Y_n$ and with distribution function

$$F(x) = \int_0^x F_Y(x - y) dF_Z(y).$$

Let $p(t)$ be the probability that the machine is working at time t .

(5) **Lemma.** *We have that*

$$p(t) = 1 - F_Z(t) + \int_0^t p(t-x) dF(x)$$

and hence

$$p(t) = 1 - F_Z(t) + \int_0^t [1 - F_Z(t-x)] dm(x)$$

where m is the renewal function of N .

Proof. The probability that the machine is on at time t satisfies

$$\begin{aligned} p(t) &= \mathbb{P}(\text{on at } t) = \mathbb{P}(Z_0 > t) + \mathbb{P}(\text{on at } t, Z_0 \leq t) \\ &= \mathbb{P}(Z_0 > t) + \mathbb{E}[\mathbb{P}(\text{on at } t, Z_0 \leq t \mid X_1)] \\ &= \mathbb{P}(Z_0 > t) + \int_0^t \mathbb{P}(\text{on at } t \mid X_1 = x) dF(x) \\ &\qquad\qquad\qquad \text{since } \mathbb{P}(\text{on at } t, Z_0 \leq t \mid X_1 > t) = 0 \\ &= \mathbb{P}(Z_0 > t) + \int_0^t p(t-x) dF(x). \end{aligned}$$

Now use Theorem (10.1.11). ■

(6) **Corollary.** *If X_1 is not arithmetic then $p(t) \rightarrow (1 + \rho)^{-1}$ as $t \rightarrow \infty$, where $\rho = \mathbb{E}(Y)/\mathbb{E}(Z)$ is the ratio of the mean lengths of a typical repair period and a typical working period.*

Proof. Use the key renewal theorem (10.2.7). ■ ●

(7) **Example. Superposition of renewal processes.** Suppose that a room is illuminated by two lights, the bulbs of which fail independently of each other. On failure, they are replaced immediately. Let N_1 and N_2 be the renewal processes describing the occurrences of bulb failures in the first and second lights respectively, and suppose that these are independent processes with the same interarrival time distribution function F . Let \tilde{N} be the superposition of these two processes; that is, $\tilde{N}(t) = N_1(t) + N_2(t)$ is the total number of failures by time t . In general \tilde{N} is not a renewal process. Let us assume for the sake of simplicity that the interarrival times of N_1 and N_2 are not arithmetic.

(8) **Theorem.** *\tilde{N} is a renewal process if and only if N_1 and N_2 are Poisson processes.*

Proof. It is easy to see that \tilde{N} is a Poisson process with intensity 2λ whenever N_1 and N_2 are Poisson processes with intensity λ . Conversely, suppose that \tilde{N} is a renewal process, and write $\{X_n(1)\}$, $\{X_n(2)\}$, and $\{\tilde{X}_n\}$ for the interarrival times of N_1 , N_2 , and \tilde{N} respectively. Clearly $\tilde{X}_1 = \min\{X_1(1), X_1(2)\}$, and so the distribution function \tilde{F} of \tilde{X}_1 satisfies

$$(9) \qquad 1 - \tilde{F}(y) = [1 - F(y)]^2.$$

Let $E_1(t)$, $E_2(t)$, and $\tilde{E}(t)$ denote the excess lifetimes of N_1 , N_2 , and \tilde{N} respectively at time t . Clearly, $\tilde{E}(t) = \min\{E_1(t), E_2(t)\}$, and so

$$\mathbb{P}(\tilde{E}(t) > y) = \mathbb{P}(E_1(t) > y)^2.$$

Let $t \rightarrow \infty$ and use Theorem (10.3.5) to obtain

$$(10) \quad \frac{1}{\tilde{\mu}} \int_y^\infty [1 - \tilde{F}(x)] dx = \frac{1}{\mu^2} \left(\int_y^\infty [1 - F(x)] dx \right)^2$$

where $\tilde{\mu} = \mathbb{E}(\tilde{X}_1)$ and $\mu = \mathbb{E}(X_1(1))$. Differentiate (10) and use (9) to obtain

$$\begin{aligned} \frac{1}{\tilde{\mu}} [1 - \tilde{F}(y)] &= \frac{2}{\mu^2} [1 - F(y)] \int_y^\infty [1 - F(x)] dx \\ &= \frac{1}{\tilde{\mu}} [1 - F(y)]^2 \end{aligned}$$

(this step needs further justification if F is not continuous). Thus

$$1 - F(y) = \frac{2\tilde{\mu}}{\mu^2} \int_y^\infty [1 - F(x)] dx$$

which is an integral equation with solution

$$F(y) = 1 - \exp\left(-\frac{2\tilde{\mu}}{\mu^2} y\right). \quad \blacksquare \bullet$$

(11) Example. Delayed renewal process. The Markov chain of Example (8.3.2) indicates that it is sometimes appropriate to allow the first interarrival time X_1 to have a distribution which differs from the shared distribution of X_2, X_3, \dots .

(12) Definition. Let X_1, X_2, \dots be independent positive variables such that X_2, X_3, \dots have the same distribution. Let

$$T_0 = 0, \quad T_n = \sum_1^n X_i, \quad N^d(t) = \max\{n : T_n \leq t\}.$$

Then N^d is called a **delayed (or modified) renewal process**.

Another example of a delayed renewal process is provided by a variation of the Type 1 counter of (1) with particles arriving in the manner of a Poisson process. It was convenient there to assume that the life of the counter began with a dead period in order that the process \tilde{N} of detections be a renewal process. In the absence of this assumption \tilde{N} is a delayed renewal process. The theory of delayed renewal processes is very similar to that of ordinary renewal processes and we do not explore it in detail. The renewal equation (10.1.9) becomes

$$m^d(t) = F^d(t) + \int_0^t m(t-x) dF^d(x)$$

where F^d is the distribution function of X_1 and m is the renewal function of an ordinary renewal process N whose interarrival times are X_2, X_3, \dots . It is left to the reader to check that

$$(13) \quad m^d(t) = F^d(t) + \int_0^t m^d(t-x) dF(x)$$

and

$$(14) \quad m^d(t) = \sum_{k=1}^{\infty} F_k^d(t)$$

where F_k^d is the distribution function of $T_k = X_1 + X_2 + \cdots + X_k$ and F is the shared distribution function of X_2, X_3, \dots .

With our knowledge of the properties of m , it is not too hard to show that m^d satisfies the renewal theorems. Write μ for $\mathbb{E}(X_2)$.

(15) Theorem. *We have that:*

$$(a) \quad \frac{1}{t} m^d(t) \rightarrow \frac{1}{\mu} \text{ as } t \rightarrow \infty.$$

(b) *If X_2 is not arithmetic then*

$$(16) \quad m^d(t+h) - m^d(t) \rightarrow \frac{h}{\mu} \text{ as } t \rightarrow \infty \text{ for any } h.$$

If X_2 is arithmetic with span λ then (16) remains true whenever h is a multiple of λ .

There is an important special case for the distribution function F^d .

(17) Theorem. *The process N^d has stationary increments if and only if*

$$(18) \quad F^d(y) = \frac{1}{\mu} \int_0^y [1 - F(x)] dx.$$

If F^d is given by (18), then N^d is called a *stationary* (or *equilibrium*) *renewal process*. We should recognize (18) as the asymptotic distribution (10.3.5) of the excess lifetime of the ordinary renewal process N . So the result of (17) is no surprise since N^d starts off with this ‘equilibrium’ distribution. We shall see that in this case $m^d(t) = t/\mu$ for all $t \geq 0$.

Proof of (17). Suppose that N^d has stationary increments. Then

$$\begin{aligned} m^d(s+t) &= \mathbb{E}([N^d(s+t) - N^d(s)] + N^d(s)) \\ &= \mathbb{E}(N^d(t)) + \mathbb{E}(N^d(s)) \\ &= m^d(t) + m^d(s). \end{aligned}$$

By monotonicity, $m^d(t) = ct$ for some $c > 0$. Substitute into (13) to obtain

$$F^d(t) = c \int_0^t [1 - F(x)] dx$$

and let $t \rightarrow \infty$ to obtain $c = 1/\mu$.

Conversely, suppose that F^d is given by (18). Substitute (18) into (13) and use the method of Laplace–Stieltjes transforms to deduce that

$$(19) \quad m^d(t) = \frac{t}{\mu}.$$

Now, N^d has stationary increments if and only if the distribution of $E^d(t)$, the excess lifetime of N^d at t , does not depend on t . But

$$\begin{aligned} \mathbb{P}(E^d(t) > y) &= \sum_{k=0}^{\infty} \mathbb{P}(E^d(t) > y, N^d(t) = k) \\ &= \mathbb{P}(E^d(t) > y, N^d(t) = 0) \\ &\quad + \sum_{k=1}^{\infty} \int_0^t \mathbb{P}(E^d(t) > y, N^d(t) = k \mid T_k = x) dF_k^d(x) \\ &= 1 - F^d(t + y) + \int_0^t [1 - F(t + y - x)] d\left(\sum_{k=1}^{\infty} F_k^d(x)\right) \\ &= 1 - F^d(t + y) + \int_0^t [1 - F(t + y - x)] dm^d(x) \end{aligned}$$

from (14). Now substitute (18) and (19) into this equation to obtain the result. ■ ●

(20) Example. Markov chains. Let $Y = \{Y_n : n \geq 0\}$ be a discrete-time Markov chain with countable state space S . At last we are able to prove the ergodic theorem (6.4.21) for Y , as a consequence of the renewal theorem (16). Suppose that $Y_0 = i$ and let j be an aperiodic state. We can suppose that j is persistent, since the result follows from Corollary (6.2.5) if j is transient. Observe the sequence of visits of Y to the state j . That is, let

$$T_0 = 0, \quad T_{n+1} = \min\{k > T_n : Y_k = j\} \quad \text{for } n \geq 0.$$

T_1 may equal $+\infty$; actually $\mathbb{P}(T_1 < \infty) = f_{ij}$. Conditional on the event $\{T_1 < \infty\}$, the inter-visit times

$$X_n = T_n - T_{n-1} \quad \text{for } n \geq 2$$

are independent and identically distributed; following Example (8.3.2), $N^d(t) = \max\{n : T_n \leq t\}$ defines a delayed renewal process with a renewal function $m^d(t) = \sum_{n=1}^t p_{ij}(n)$ for integral t . Now, adapt (16) to deal with the possibility that the first interarrival time $X_1 = T_1$ equals infinity, to obtain

$$p_{ij}(n) = m^d(n) - m^d(n-1) \rightarrow \frac{f_{ij}}{\mu_j} \quad \text{as } n \rightarrow \infty$$

where μ_j is the mean recurrence time of j . ●

(21) Example. Sketch proof of the renewal theorem. There is an elegant proof of the renewal theorem (10.2.5) which proceeds by coupling the renewal process N to an independent delayed renewal process N^d ; here is a sketch of the method. Let N be a renewal process with interarrival times $\{X_n\}$ and interarrival time distribution function F with mean μ . We suppose that F is non-arithmetic; the proof in the arithmetic case is easier. Let N^d be a stationary renewal process (see (17)) with interarrival times $\{Y_n\}$, where Y_1 has distribution function

$$F^d(y) = \frac{1}{\mu} \int_0^y [1 - F(x)] dx$$

and Y_2, Y_3, \dots have distribution function F ; suppose further that the X_i are independent of the Y_i . The idea of the proof is as follows.

- (a) For any $\epsilon > 0$, there must exist an arrival time $T_a = \sum_i^a X_i$ of N and an arrival time $T_b^d = \sum_i^b Y_i$ of N^d such that $|T_a - T_b^d| < \epsilon$.
- (b) If we replace X_{a+1}, X_{a+2}, \dots by Y_{b+1}, Y_{b+2}, \dots in the construction of N , then the distributional properties of N are unchanged since all these variables are identically distributed.
- (c) But the Y_i are the interarrival times of a stationary renewal process, for which (19) holds; this implies that $m^d(t+h) - m^d(t) = h/\mu$ for all t, h . However, $m(t)$ and $m^d(t)$ are nearly the same for large t , by the previous remarks, and so $m(t+h) - m(t) \simeq h/\mu$ for large t .

The details of the proof are slightly too difficult for inclusion here (see Lindvall 1977). ●

(22) Example. Age-dependent branching process. Consider the branching process $Z(t)$ of Section 5.5 in which each individual lives for a random length of time before splitting into its offspring. We have seen that the expected number $m(t) = \mathbb{E}(Z(t))$ of individuals alive at time t satisfies the integral equation (5.5.4):

$$(23) \quad m(t) = \nu \int_0^t m(t-x) dF_T(x) + \int_t^\infty dF_T(x)$$

where F_T is the distribution function of a typical lifetime and ν is the mean number of offspring of an individual; we assume for simplicity that F_T is continuous. We have changed some of the notation of (5.5.4) for obvious reasons. Equation (23) reminds us of the renewal-type equation (10.1.10) but the factor ν must be assimilated before the solution can be found using the method of Theorem (10.1.11). This presents few difficulties in the supercritical case. If $\nu > 1$, there exists a unique $\beta > 0$ such that

$$F_T^*(\beta) = \int_0^\infty e^{-\beta x} dF_T(x) = \frac{1}{\nu};$$

this holds because the Laplace–Stieltjes transform $F_T^*(\theta)$ is a strictly decreasing continuous function of θ with

$$F_T^*(0) = 1, \quad F_T^*(\theta) \rightarrow 0 \quad \text{as } \theta \rightarrow \infty.$$

Now, with this choice of β , define

$$\tilde{F}(t) = \nu \int_0^t e^{-\beta x} dF_T(x), \quad g(t) = e^{-\beta t} m(t).$$

Multiply through (23) by $e^{-\beta t}$ to obtain

$$(24) \quad g(t) = h(t) + \int_0^t g(t-x) d\tilde{F}(x)$$

where

$$h(t) = e^{-\beta t} [1 - F_T(t)];$$

(24) has the same general form as (10.1.10), since our choice for β ensures that \tilde{F} is the distribution function of a positive random variable. The behaviour of $g(t)$ for large t may be found by applying Theorem (10.1.11) and the key renewal theorem (10.2.7). ●

 Exercise for Section 10.4

1. Find the distribution of the excess lifetime for a renewal process each of whose interarrival times is the sum of two independent exponentially distributed random variables having respective parameters λ and μ . Show that the excess lifetime has mean

$$\frac{1}{\mu} + \frac{\lambda e^{-(\lambda+\mu)t} + \mu}{\lambda(\lambda + \mu)}.$$

10.5 Renewal–reward processes

Renewal theory provides models for many situations in real life. In practice, there may be rewards and/or costs associated with such a process, and these may be introduced as follows.

Let $\{(X_i, R_i) : i \geq 1\}$ be independent and identically distributed pairs of random variables such that $X_i > 0$. For a typical pair (X, R) , the quantity X is to be interpreted as an interarrival time of a renewal process, and the quantity R as a reward associated with that interarrival time; we do not assume that X and R are independent. Costs count as negative rewards. We now construct the renewal process N by $N(t) = \sup\{n : T_n \leq t\}$ where $T_n = X_1 + X_2 + \cdots + X_n$, and the ‘cumulative reward process’ C by

$$C(t) = \sum_{i=1}^{N(t)} R_i.$$

The *reward function* is $c(t) = \mathbb{E}C(t)$. The asymptotic properties of $C(t)$ and $c(t)$ are given by the following analogue of Theorems (10.2.1) and (10.2.3).

(1) **Renewal–reward theorem.** *Suppose that $0 < \mathbb{E}X < \infty$ and $\mathbb{E}|R| < \infty$. Then:*

$$(2) \quad \frac{C(t)}{t} \xrightarrow{\text{a.s.}} \frac{\mathbb{E}R}{\mathbb{E}X} \quad \text{as } t \rightarrow \infty,$$

$$(3) \quad \frac{c(t)}{t} \rightarrow \frac{\mathbb{E}R}{\mathbb{E}X} \quad \text{as } t \rightarrow \infty.$$

Proof. We have by the strong law of large numbers and Theorem (10.2.1) that

$$(4) \quad \frac{C(t)}{t} = \frac{\sum_{i=1}^{N(t)} R_i}{N(t)} \cdot \frac{N(t)}{t} \xrightarrow{\text{a.s.}} \frac{\mathbb{E}R}{\mathbb{E}X}.$$

We saw prior to Lemma (10.2.9) that $N(t) + 1$ is a stopping time for the sequence $\{X_i : i \geq 1\}$, whence it is a stopping time for the sequence of pairs $\{(X_i, R_i) : i \geq 1\}$. By a straightforward generalization of Wald’s equation (10.2.9),

$$c(t) = \mathbb{E}\left(\sum_{j=1}^{N(t)+1} R_j\right) - \mathbb{E}(R_{N(t)+1}) = \mathbb{E}(N(t) + 1)\mathbb{E}(R) - \mathbb{E}(R_{N(t)+1}).$$

The result will follow once we have shown that $t^{-1}\mathbb{E}(R_{N(t)+1}) \rightarrow 0$ as $t \rightarrow \infty$.

By conditioning on X_1 , as usual, we find that $r(t) = \mathbb{E}(R_{N(t)+1})$ satisfies the renewal equation

$$(5) \quad r(t) = H(t) + \int_0^t r(t-x) dF(x),$$

where F is the distribution function of X , $H(t) = \mathbb{E}(R_{I_{\{X>t\}}})$, and (X, R) is a typical interarrival-time/reward pair. We note that

$$(6) \quad H(t) \rightarrow 0 \quad \text{as } t \rightarrow \infty, \quad |H(t)| < \mathbb{E}|R| < \infty.$$

By Theorem (10.1.11), the renewal equation (5) has solution

$$r(t) = H(t) + \int_0^t H(t-x) dm(x)$$

where $m(t) = \mathbb{E}(N(t))$. By (6), for $\epsilon > 0$, there exists $M(\epsilon) < \infty$ such that $|H(t)| < \epsilon$ for $t \geq M(\epsilon)$. Therefore, when $t \geq M(\epsilon)$,

$$\begin{aligned} \left| \frac{r(t)}{t} \right| &\leq \frac{1}{t} \left\{ |H(t)| + \int_0^{t-M} |H(t-x)| dm(x) + \int_{t-M}^t |H(t-x)| dm(x) \right\} \\ &\leq \frac{1}{t} \left\{ \epsilon + \epsilon m(t-M) + \mathbb{E}|R|(m(t) - m(t-M)) \right\} \\ &\rightarrow \frac{\epsilon}{\mathbb{E}X} \quad \text{as } t \rightarrow \infty, \end{aligned}$$

by the renewal theorems (10.2.3) and (10.2.5). The result follows on letting $\epsilon \downarrow 0$. ■

The reward process C accumulates rewards at the rate of one reward per interarrival time. In practice, rewards may accumulate in a continuous manner, spread over the interval in question, in which case the accumulated reward $\tilde{C}(t)$ at time t is obtained by adding to $C(t)$ that part of $R_{N(t)+1}$ arising from the already elapsed part of the interval in progress at time t . This makes no effective difference to the conclusion of the renewal-reward theorem so long as rewards accumulate in a monotone manner. Suppose then that the reward $\tilde{C}(t)$ accumulated at time t necessarily lies between $C(t)$ and $C(t) + R_{N(t)+1}$. We have as in (4) that

$$\frac{1}{t}(C(t) + R_{N(t)+1}) = \frac{\sum_{i=1}^{N(t)+1} R_i}{N(t)+1} \cdot \frac{N(t)+1}{t} \xrightarrow{\text{a.s.}} \frac{\mathbb{E}R}{\mathbb{E}X}.$$

Taken with (4), this implies that

$$(7) \quad \frac{\tilde{C}(t)}{t} \xrightarrow{\text{a.s.}} \frac{\mathbb{E}R}{\mathbb{E}X} \quad \text{as } t \rightarrow \infty.$$

One has similarly that $\tilde{c}(t) = \mathbb{E}(\tilde{C}(t))$ satisfies $\tilde{c}(t)/t \rightarrow \mathbb{E}R/\mathbb{E}X$ as $t \rightarrow \infty$.

(8) Example. A vital component of an aeroplane is replaced at a cost b whenever it reaches the given age A . If it fails earlier, the cost of replacement is a . The distribution function of the usual lifetime of a component of this type is F , which we assume to have density function f . At what rate does the cost of replacing the component accrue?

Let X_1, X_2, \dots be the runtimes of the component and its replacements. The X_i may be assumed independent with common distribution function

$$H(x) = \begin{cases} F(x) & \text{if } x < A, \\ 1 & \text{if } x \geq A. \end{cases}$$

By Lemma (4.3.4), the mean of the X_i is

$$\mathbb{E}X = \int_0^A [1 - F(x)] dx.$$

The cost of replacing a component having runtime X is

$$S(X) = \begin{cases} a & \text{if } X < A, \\ b & \text{if } X \geq A, \end{cases}$$

whence $\mathbb{E}S = aF(A) + b[1 - F(A)]$.

By the renewal–reward theorem (1), the asymptotic cost per unit time is

$$(9) \quad \frac{\mathbb{E}S}{\mathbb{E}X} = \frac{aF(A) + b[1 - F(A)]}{\int_0^A [1 - F(x)] dx}.$$

One may choose A to minimize this expression. ●

We give two major applications of the renewal–reward theorem, of which the first is to passage times of Markov chains. Let $X = \{X(t) : t \geq 0\}$ be an irreducible Markov chain in continuous time on the countable state space S , with transition semigroup $\{\mathbf{P}_t\}$ and generator $\mathbf{G} = (g_{ij})$. For simplicity we assume that X is the minimal process associated with its jump chain Z , as discussed prior to Theorem (6.9.24). Let $U = \inf\{t : X(t) \neq X(0)\}$ be the first ‘holding time’ of the chain, and define the ‘first passage time’ of the state i by $F_i = \inf\{t > U : X(t) = i\}$. We define the *mean recurrence time* of i by $\mu_i = \mathbb{E}(F_i | X(0) = i)$. In avoid to avoid a triviality, we assume $|S| \geq 2$, implying by the irreducibility of the chain that $g_i = -g_{ii} > 0$ for each i .

(10) Theorem. Assume the above conditions, and let $X(0) = i$. If $\mu_i < \infty$, the proportion of time spent in state i , and the expectation of this amount, satisfy, as $t \rightarrow \infty$,

$$(11) \quad \frac{1}{t} \int_0^t I_{\{X(s)=i\}} ds \xrightarrow{\text{a.s.}} \frac{1}{\mu_i g_i},$$

$$(12) \quad \frac{1}{t} \int_0^t p_{ii}(s) ds \rightarrow \frac{1}{\mu_i g_i}.$$

We note from Exercise (6.9.11b) that the limit in (11) and (12) is the stationary distribution of the chain.

Proof. We define the pairs (P_r, Q_r) , $r \geq 0$, of times as follows. First, we let $P_0 = 0$ and $Q_0 = \inf\{t : X(t) \neq i\}$, and more generally

$$P_r = \inf\{t > P_{r-1} + Q_{r-1} : X(t) = i\},$$

$$Q_r = \inf\{s > 0 : X(P_r + s) \neq i\}.$$

That is, P_r is the time of the r th passage of X into the state i , and Q_r is the subsequent holding time in state i . The P_r may be viewed as the times of arrivals in a renewal process having interarrival times distributed as F_i conditional on $X(0) = i$, and we write $N(t) = \sup\{r : P_r \leq t\}$ for the associated renewal process. With the interarrival interval (P_r, P_{r+1}) we associate the reward Q_r .

We have that

$$(13) \quad \frac{1}{t} \sum_{r=0}^{N(t)-1} Q_r \leq \frac{1}{t} \int_0^t I_{\{X(s)=i\}} ds \leq \frac{1}{t} \sum_{r=0}^{N(t)} Q_r.$$

Applying Theorem (1), we identify the limits in (11) and (12) as $\mathbb{E}(Q_0)/\mathbb{E}(P_1)$. Since Q_0 has the exponential distribution with parameter g_i , and P_1 is the first passage time of i , we see that $\mathbb{E}(Q_0)/\mathbb{E}(P_1) = (g_i \mu_i)^{-1}$ as required. ■

Another important and subtle application of the renewal–reward theorem is to queueing. A striking property of this application is its degree of generality, and only few assumptions are required of the queueing system. Specifically, we shall assume that:

- (a) customers arrive one by one, and the n th customer spends a ‘waiting time’ V_n in the system before departing†;
- (b) there exists almost surely a finite (random) time $T (> 0)$ such that the process beginning at time T has the same distribution as the process beginning at time 0; the time T is called a ‘regeneration point’;
- (c) the number $Q(t)$ of customers in the system at time t satisfies $Q(0) = Q(T) = 0$.

From (b) follows the almost-sure existence of an infinite sequence of times $0 = T_0 < T_1 < T_2 < \dots$ each of which is a regeneration point of the process, and whose interarrival times $X_i = T_i - T_{i-1}$ are independent and identically distributed. That is, there exists a renewal process of regeneration points.

Examples of such systems are multifarious, and include various scenarios described in Chapter 11: a stable G/G/1 queue where the T_i are the times at which departing customers leave the queue empty, or alternatively the times at which an arriving customer finds no one waiting; a network of queues, with the regeneration points being stopping times at which the network is empty.

Let us assume that (a), (b), (c) hold. We call the time intervals $[T_{i-1}, T_i)$ *cycles* of the process, and note that the processes $P_i = \{Q(t) : T_{i-1} \leq t < T_i\}$, $i \geq 1$, are independent and identically distributed. We write N_i for the number of arriving customers during the cycle $[T_{i-1}, T_i)$, and $N = N_1$, $T = T_1$. In order to avoid a triviality, we assume also that the regeneration points are chosen in such a way that $N_i > 0$ for all i . We shall apply the renewal–reward theorem three times, and shall assume that

$$(14) \quad \mathbb{E}T < \infty, \quad \mathbb{E}N < \infty, \quad \mathbb{E}(NT) < \infty.$$

†This waiting time includes any service time.

(A) Consider the renewal process with arrival times T_0, T_1, T_2, \dots . The reward associated with the interarrival time $X_i = T_i - T_{i-1}$ is taken to be

$$R_i = \int_{T_{i-1}}^{T_i} Q(u) du.$$

The R_i have the same distribution as $R = R_1 = \int_0^T Q(u) du$; furthermore $Q(u) \leq N$ when $0 \leq u \leq T$, whence $\mathbb{E}R \leq \mathbb{E}(NT) < \infty$ by (14). By the renewal–reward theorem (1) and the discussion before (7),

$$(15) \quad \frac{1}{t} \int_0^t Q(u) du \xrightarrow{\text{a.s.}} \frac{\mathbb{E}R}{\mathbb{E}T} \quad \text{as } t \rightarrow \infty.$$

The ratio $\mathbb{E}(R)/\mathbb{E}(T)$ is termed the ‘long run average queue length’ and is denoted by L .

(B) Consider now another renewal–reward process with arrival times T_0, T_1, T_2, \dots . The reward associated with the interarrival time X_i is taken to be the number N_i of customers who arrive during the corresponding cycle. By the renewal–reward theorem and the discussion prior to (7), we have from hypothesis (14) that the number $N(t)$ of arrivals by time t satisfies

$$(16) \quad \frac{N(t)}{t} \xrightarrow{\text{a.s.}} \frac{\mathbb{E}N}{\mathbb{E}T} \quad \text{as } t \rightarrow \infty.$$

The ratio $\mathbb{E}(N)/\mathbb{E}(T)$ is termed the ‘long run rate of arrival’ and is denoted by λ .

(C) Consider now the renewal–reward process with interarrival times N_1, N_2, \dots , the reward S_i associated with the interarrival time N_i being the sum of the waiting times of customers arriving during the i th cycle of the queue. The mean reward is $\mathbb{E}S = \mathbb{E}(\sum_1^N V_i)$; this is no larger than $\mathbb{E}(NT)$ which by (14) is finite. Applying the renewal–reward theorem and the discussion prior to (7), we have that

$$(17) \quad \frac{1}{n} \sum_{i=1}^n V_i \xrightarrow{\text{a.s.}} \frac{\mathbb{E}S}{\mathbb{E}N} \quad \text{as } n \rightarrow \infty.$$

The ratio $\mathbb{E}(S)/\mathbb{E}(N)$ is termed the ‘long run average waiting time’ and is denoted by W .

(18) Little’s theorem. *Under the assumptions above, we have that $L = \lambda W$.*

Proof. We have that

$$\frac{L}{\lambda W} = \frac{\mathbb{E}R}{\mathbb{E}T} \cdot \frac{\mathbb{E}T}{\mathbb{E}N} \cdot \frac{\mathbb{E}N}{\mathbb{E}S} = \frac{\mathbb{E} \int_0^T Q(u) du}{\mathbb{E} \sum_1^N V_i}$$

so that the result will follow once we have shown that

$$(19) \quad \mathbb{E} \left(\sum_1^N V_i \right) = \mathbb{E} \left(\int_0^T Q(u) du \right).$$

Each side of this equation is the mean amount of customer time spent during the first cycle of the system: the left side of (19) counts this by customer, and the right side counts it by unit of time. The required equality follows. ■

(20) Example. Cars arrive at a car wash in the manner of a Poisson process with rate ν . They wait in a line, while the car at the head of the line is washed by the unique car-wash machine. There is space in the line for exactly K cars, including any car currently being washed, and, when the line is full, arriving cars leave and never return. The wash times of cars are independent random variables with distribution function F and mean θ .

Let p_i denote the proportion of time that there are exactly i cars in the line, including any car being washed. Since the queue length is not a Markov chain (unless wash times are exponentially distributed), one should not talk of the system being 'in equilibrium'. Nevertheless, using renewal theory, one may see that there exists an asymptotic proportion p_i of time.

We shall apply Little's theorem to the smaller system comprising the location at the head of the line, that is, the car-wash machine itself. We take as regeneration points the times at which cars depart from the machine leaving the line empty.

The 'long run average queue length' is $L = 1 - p_0$, being the proportion of time that the machine is in use. The 'long run rate of arrival' λ is the rate at which cars enter this subsystem, and this equals the rate at which cars join the line. Since an arriving car joins the line with probability $1 - p_K$, and since cars arrive in the manner of a Poisson process with parameter ν , we deduce that $\lambda = \nu(1 - p_K)$. Finally, the 'long run average waiting time' W is the mean time taken by the machine to wash a car, so that $W = \theta$.

We have by Little's theorem (18) that $L = \lambda W$ which is to say that $1 - p_0 = \nu(1 - p_K)\theta$. This equation may be interpreted in terms of the cost of running the machine, which is proportional to $1 - p_0$, and the disappointment of customers who arrive to find the line full, which is proportional to νp_K . ●

Exercises for Section 10.5

1. If $X(t)$ is an irreducible persistent non-null Markov chain, and $u(\cdot)$ is a bounded function on the integers, show that

$$\frac{1}{t} \int_0^t u(X(s)) ds \xrightarrow{\text{a.s.}} \sum_{i \in S} \pi_i u(i),$$

where π is the stationary distribution of $X(t)$.

2. Let $M(t)$ be an alternating renewal process, with interarrival pairs $\{X_r, Y_r : r \geq 1\}$. Show that

$$\frac{1}{t} \int_0^t I_{\{M(s) \text{ is even}\}} ds \xrightarrow{\text{a.s.}} \frac{\mathbb{E}X_1}{\mathbb{E}X_1 + \mathbb{E}Y_1} \quad \text{as } t \rightarrow \infty.$$

3. Let $C(s)$ be the current lifetime (or age) of a renewal process $N(t)$ with a typical interarrival time X . Show that

$$\frac{1}{t} \int_0^t C(s) ds \xrightarrow{\text{a.s.}} \frac{\mathbb{E}(X^2)}{2\mathbb{E}(X)} \quad \text{as } t \rightarrow \infty.$$

Find the corresponding limit for the excess lifetime.

4. Let j and k be distinct states of an irreducible discrete-time Markov chain X with stationary distribution π . Show that

$$\mathbb{P}(T_j < T_k \mid X_0 = k) = \frac{1/\pi_k}{\mathbb{E}(T_j \mid X_0 = k) + \mathbb{E}(T_k \mid X_0 = j)}$$

where $T_i = \min\{n \geq 1 : X_n = i\}$ is the first passage time to the state i . [Hint: Consider the times of return to j having made an intermediate visit to k .]

10.6 Problems

In the absence of indications to the contrary, $\{X_n : n \geq 1\}$ denotes the sequence of interarrival times of either a renewal process N or a delayed renewal process N^d . In either case, F^d and F are the distribution functions of X_1 and X_2 respectively, though $F^d \neq F$ only if the renewal process is delayed. We write $\mu = \mathbb{E}(X_2)$, and shall usually assume that $0 < \mu < \infty$. The functions m and m^d denote the renewal functions of N and N^d . We write $T_n = \sum_{i=1}^n X_i$, the time of the n th arrival.

1. (a) Show that $\mathbb{P}(N(t) \rightarrow \infty \text{ as } t \rightarrow \infty) = 1$.
 (b) Show that $m(t) < \infty$ if $\mu \neq 0$.
 (c) More generally show that, for all $k > 0$, $\mathbb{E}(N(t)^k) < \infty$ if $\mu \neq 0$.
2. Let $v(t) = \mathbb{E}(N(t)^2)$. Show that

$$v(t) = m(t) + 2 \int_0^t m(t-s) dm(s).$$

Find $v(t)$ when N is a Poisson process.

3. Suppose that $\sigma^2 = \text{var}(X_1) > 0$. Show that the renewal process N satisfies

$$\frac{N(t) - (t/\mu)}{\sqrt{t\sigma^2/\mu^3}} \xrightarrow{D} N(0, 1), \quad \text{as } t \rightarrow \infty.$$

4. Find the asymptotic distribution of the current life $C(t)$ of N as $t \rightarrow \infty$ when X_1 is not arithmetic.
5. Let N be a Poisson process with intensity λ . Show that the total life $D(t)$ at time t has distribution function $\mathbb{P}(D(t) \leq x) = 1 - (1 + \lambda \min\{t, x\})e^{-\lambda x}$ for $x \geq 0$. Deduce that $\mathbb{E}(D(t)) = (2 - e^{-\lambda t})/\lambda$.
6. A Type 1 counter records the arrivals of radioactive particles. Suppose that the arrival process is Poisson with intensity λ , and that the counter is locked for a dead period of fixed length T after each detected arrival. Show that the detection process \tilde{N} is a renewal process with interarrival time distribution $\tilde{F}(x) = 1 - e^{-\lambda(x-T)}$ if $x \geq T$. Find an expression for $\mathbb{P}(\tilde{N}(t) \geq k)$.
7. Particles arrive at a Type 1 counter in the manner of a renewal process N ; each detected arrival locks the counter for a dead period of random positive length. Show that

$$\mathbb{P}(\tilde{X}_1 \leq x) = \int_0^x [1 - F(x-y)]F_L(y) dm(y)$$

where F_L is the distribution function of a typical dead period.

8. (a) Show that $m(t) = \frac{1}{2}\lambda t - \frac{1}{4}(1 - e^{-2\lambda t})$ if the interarrival times have the gamma distribution $\Gamma(\lambda, 2)$.
 (b) Radioactive particles arrive like a Poisson process, intensity λ , at a counter. The counter fails to register the n th arrival whenever n is odd but suffers no dead periods. Find the renewal function \tilde{m} of the detection process \tilde{N} .
9. Show that Poisson processes are the only renewal processes with non-arithmetic interarrival times having the property that the excess lifetime $E(t)$ and the current lifetime $C(t)$ are independent for each choice of t .
10. Let N_1 be a Poisson process, and let N_2 be a renewal process which is independent of N_1 with non-arithmetic interarrival times having finite mean. Show that $N(t) = N_1(t) + N_2(t)$ is a renewal process if and only if N_2 is a Poisson process.
11. Let N be a renewal process, and suppose that F is non-arithmetic and that $\sigma^2 = \text{var}(X_1) < \infty$. Use the properties of the moment generating function $F^*(-\theta)$ of X_1 to deduce the formal expansion

$$m^*(\theta) = \frac{1}{\theta\mu} + \frac{\sigma^2 - \mu^2}{2\mu^2} + o(1) \quad \text{as } \theta \rightarrow 0.$$

Invert this Laplace–Stieltjes transform formally to obtain

$$m(t) = \frac{t}{\mu} + \frac{\sigma^2 - \mu^2}{2\mu^2} + o(1) \quad \text{as } t \rightarrow \infty.$$

Prove this rigorously by showing that

$$m(t) = \frac{t}{\mu} - F_E(t) + \int_0^t [1 - F_E(t-x)] dm(x),$$

where F_E is the asymptotic distribution function of the excess lifetime (see Exercise (10.3.3)), and applying the key renewal theorem. Compare the result with the renewal theorems.

12. Show that the renewal function m^d of a delayed renewal process satisfies

$$m^d(t) = F^d(t) + \int_0^t m^d(t-x) dF(x).$$

Show that $v^d(t) = \mathbb{E}(N^d(t)^2)$ satisfies

$$v^d(t) = m^d(t) + 2 \int_0^t m^d(t-x) dm(x)$$

where m is the renewal function of the renewal process with interarrival times X_2, X_3, \dots

13. Let $m(t)$ be the mean number of living individuals at time t in an age-dependent branching process with exponential lifetimes, parameter λ , and mean family size $\nu (> 1)$. Prove that $m(t) = Ie^{(\nu-1)\lambda t}$ where I is the number of initial members.

14. Alternating renewal process. The interarrival times of this process are $Z_0, Y_1, Z_1, Y_2, \dots$, where the Y_i and Z_j are independent with respective common moment generating functions M_Y and M_Z . Let $p(t)$ be the probability that the epoch t of time lies in an interval of type Z . Show that the Laplace–Stieltjes transform p^* of p satisfies

$$p^*(\theta) = \frac{1 - M_Z(-\theta)}{1 - M_Y(-\theta)M_Z(-\theta)}.$$

15. Type 2 counters. Particles are detected by a Type 2 counter of the following sort. The incoming particles constitute a Poisson process with intensity λ . The j th particle locks the counter for a length Y_j of time, and annuls any after-effect of its predecessors. Suppose that Y_1, Y_2, \dots are independent of each other and of the Poisson process, each having distribution function G . The counter is unlocked at time 0.

Let L be the (maximal) length of the first interval of time during which the counter is locked. Show that $H(t) = \mathbb{P}(L > t)$ satisfies

$$H(t) = e^{-\lambda t} [1 - G(t)] + \int_0^t H(t-x) [1 - G(x)] \lambda e^{-\lambda x} dx.$$

Solve for H in terms of G , and evaluate the ensuing expression in the case $G(x) = 1 - e^{-\mu x}$ where $\mu > 0$.

16. Thinning. Consider a renewal process N , and suppose that each arrival is 'overlooked' with probability q , independently of all other arrivals. Let $M(t)$ be the number of arrivals which are detected up to time t/p where $p = 1 - q$.

(a) Show that M is a renewal process whose interarrival time distribution function F_p is given by $F_p(x) = \sum_{r=1}^{\infty} p q^{r-1} F_r(x/p)$, where F_n is the distribution function of the time of the n th arrival in the original process N .

(b) Find the characteristic function of F_p in terms of that of F , and use the continuity theorem to show that, as $p \downarrow 0$, $F_p(s) \rightarrow 1 - e^{-s/\mu}$ for $s > 0$, so long as the interarrival times in the original process have finite mean μ . Interpret!

(c) Suppose that $p < 1$, and M and N are processes with the same fdds. Show that N is a Poisson process.

17. (a) A PC keyboard has 100 different keys and a monkey is tapping them (uniformly) at random. Assuming no power failure, use the elementary renewal theorem to find the expected number of keys tapped until the first appearance of the sequence of fourteen characters 'W. Shakespeare'. Answer the same question for the sequence 'omo'.

(b) A coin comes up heads with probability p on each toss. Find the mean number of tosses until the first appearances of the sequences (i) HHH, and (ii) HTH.

18. Let N be a stationary renewal process. Let s be a fixed positive real number, and define $X(t) = N(s+t) - N(t)$ for $t \geq 0$. Show that X is a strongly stationary process.

19. Bears arrive in a village at the instants of a renewal process; they are captured and confined at a cost of $\$c$ per unit time per bear. When a given number B bears have been captured, an expedition (costing $\$d$) is organized to remove and release them a long way away. What is the long-run average cost of this policy?

Queues

Summary. A queue may be specified by its arrival process and its queueing and service disciplines. Queues with exponentially distributed interarrival and service times are the easiest to study, since such processes are Markov chains. Imbedded Markov chains allow an analysis when either the interarrival or the service times are exponentially distributed. The general case may be studied using the theory of random walks via Lindley's equation. Open and closed networks of Markovian queues may be studied via their stationary distributions.

11.1 Single-server queues

As summarized in Section 8.4, with each queue we can associate two sequences $\{X_n : n \geq 1\}$ and $\{S_n : n \geq 1\}$ of independent positive random variables, the X_n being interarrival times with common distribution function F_X and the S_n being service times with common distribution function F_S . We assume that customers arrive in the manner of a renewal process with interarrival times $\{X_n\}$, the n th customer arriving at time $T_n = X_1 + X_2 + \cdots + X_n$. Each arriving customer joins the line of customers who are waiting for the attention of the *single* server. When the n th customer reaches the head of this line he is served for a period of length S_n , after which he leaves the system. Let $Q(t)$ be the number of waiting customers at time t (including any customer whose service is in progress at t); clearly $Q(0) = 0$. Thus $Q = \{Q(t) : t \geq 0\}$ is a random process whose finite-dimensional distributions (fdds) are specified by the distribution functions F_X and F_S . We seek information about Q . For example, we may ask:

- (a) When is Q a Markov chain, or when does Q contain an imbedded Markov chain?
- (b) When is Q asymptotically stationary, in the sense that the distribution of $Q(t)$ settles down as $t \rightarrow \infty$?
- (c) When does the queue length grow beyond all bounds, in that the server is not able to cope with the high rate of arrivals?

The answers to these and other similar questions take the form of applying conditions to the distribution functions F_X and F_S ; the style of the analysis may depend on the types of these distributions functions. With this in mind, it is convenient to use a notation for the queueing system which incorporates information about F_X and F_S . The most common notation scheme describes each system by a triple $A/B/s$, where A describes F_X , B describes F_S , and s is the

number of servers. Typically, A and B may each be one of the following:

- $D(d) \equiv$ almost surely concentrated at the value d (D for ‘deterministic’),
- $M(\lambda) \equiv$ exponential, parameter λ (M for ‘Markovian’),
- $\Gamma(\lambda, k) \equiv$ gamma, parameters λ and k ,
- $G \equiv$ some general distribution, fixed but unspecified.

(1) Example. $M(\lambda)/M(\mu)/1$. Interarrival times are exponential with parameter λ and service times are exponential with parameter μ . Thus customers arrive in the manner of a Poisson process with intensity λ . The process $Q = \{Q(t)\}$ is a continuous-time Markov chain with state space $\{0, 1, 2, \dots\}$; this follows from the lack-of-memory property of the exponential distribution. Furthermore, such systems are the *only* systems whose queue lengths are homogeneous Markov chains. Why is this? ●

(2) Example. $M(\lambda)/D(1)/1$. Customers arrive in the manner of a Poisson process, and each requires a service time of constant length 1. The process Q is not a Markov chain, but we shall see later that there exists an imbedded discrete-time Markov chain $\{Q_n : n \geq 0\}$ whose properties provide information about Q . ●

(3) Example. $G/G/1$. In this case we have no special information about F_X or F_S . Some authors denote this system by $GI/G/1$, reserving the title $G/G/1$ to denote a more complicated system in which the interarrival times may not be independent. ●

The notation $M(\lambda)$ is sometimes abbreviated to M alone. Thus Example (1) becomes $M/M/1$; this slightly unfortunate abbreviation does *not* imply that F_X and F_S are the same. A similar remark holds for systems described as $G/G/1$.

Broadly speaking, there are two types of statement to be made about the queue Q :

- (a) ‘time-dependent’ statements, which contain information about the queue for finite values of t ;
- (b) ‘limiting’ results, which discuss the asymptotic properties of the queue as $t \rightarrow \infty$.

These include conditions for the queue length to grow beyond all bounds.

Statements of the former type are most easily made about $M(\lambda)/M(\mu)/1$, since this is the only Markovian system; such conclusions are more elusive for more general systems, and we shall generally content ourselves with the asymptotic properties of such queues.

In the subsequent sections we explore the systems $M/M/1$, $M/G/1$, $G/M/1$, and $G/G/1$, in that order. For the reader’s convenience, we present these cases roughly in order of increasing difficulty. This is not really satisfactory, since we are progressing from the specific to the general, so we should like to stress that queues with Markovian characteristics are very special systems and that their properties do not always indicate features of more general systems.

Here is a final piece of notation.

(4) Definition. The **traffic intensity** ρ of a queue is defined as $\rho = \mathbb{E}(S)/\mathbb{E}(X)$, the ratio of the mean of a typical service time to the mean of a typical interarrival time.

We assume throughout that neither $\mathbb{E}(S)$ nor $\mathbb{E}(X)$ takes the value zero or infinity.

We shall see that queues behave in qualitatively different manners depending on whether $\rho < 1$ or $\rho > 1$. In the latter case, service times exceed interarrival times, on average, and

the queue length grows beyond all bounds with probability 1; in the former case, the queue attains an equilibrium as $t \rightarrow \infty$. It is a noteworthy conclusion that the threshold between instability and stability depends on the mean values of F_X and F_S alone.

11.2 M/M/1

The queue $M(\lambda)/M(\mu)/1$ is very special in that Q is a continuous-time Markov chain. Furthermore, reference to (6.11.1) reminds us that Q is a birth–death process with birth and death rates given by

$$\lambda_n = \lambda \quad \text{for all } n, \quad \mu_n = \begin{cases} \mu & \text{if } n \geq 1, \\ 0 & \text{if } n = 0. \end{cases}$$

The probabilities $p_n(t) = \mathbb{P}(Q(t) = n)$ satisfy the Kolmogorov forward equations in the usual way:

$$(1) \quad \frac{dp_n}{dt} = \lambda p_{n-1}(t) - (\lambda + \mu) p_n(t) + \mu p_{n+1}(t) \quad \text{for } n \geq 1,$$

$$(2) \quad \frac{dp_0}{dt} = -\lambda p_0(t) + \mu p_1(t),$$

subject to the boundary conditions $p_n(0) = \delta_{0n}$, the Kronecker delta. It is slightly tricky to solve these equations, but routine methods provide the answer after some manipulation. There are at least two possible routes: either use generating functions or use Laplace transforms with respect to t . We proceed in the latter way here, and define the Laplace transform† of p_n by

$$\widehat{p}_n(\theta) = \int_0^\infty e^{-\theta t} p_n(t) dt.$$

(3) Theorem. *We have that $\widehat{p}_n(\theta) = \theta^{-1}[1 - \alpha(\theta)]\alpha(\theta)^n$ where*

$$(4) \quad \alpha(\theta) = \frac{(\lambda + \mu + \theta) - \sqrt{(\lambda + \mu + \theta)^2 - 4\lambda\mu}}{2\mu}.$$

The actual probabilities $p_n(t)$ can be deduced in terms of Bessel functions. It turns out that $p_n(t) = K_n(t) - K_{n+1}(t)$ where

$$K_n(t) = \int_0^t (\lambda/\mu)^{\frac{1}{2}n} n s^{-1} e^{-s(\lambda+\mu)} I_n(2s\sqrt{\lambda\mu}) ds$$

and $I_n(x)$ is a modified Bessel function (see Feller 1971, p. 482), defined to be the coefficient of z^n in the power series expansion of $\exp[\frac{1}{2}x(z + z^{-1})]$. See Exercise (5) for another representation of $p_n(t)$.

†Do not confuse \widehat{p}_n with the Laplace–Stieltjes transform $p_n^*(\theta) = \int_0^\infty e^{-\theta t} dp_n(t)$.

Proof. Transform (1) and (2) to obtain

$$(5) \quad \mu \widehat{p}_{n+1} - (\lambda + \mu + \theta) \widehat{p}_n + \lambda \widehat{p}_{n-1} = 0 \quad \text{for } n \geq 1,$$

$$(6) \quad \mu \widehat{p}_1 - (\lambda + \theta) \widehat{p}_0 = -1,$$

where we have used the fact (see equation (14) of Appendix I) that

$$\int_0^\infty e^{-\theta t} \frac{dp_n}{dt} dt = \theta \widehat{p}_n - \delta_{0n}, \quad \text{for all } n.$$

Equation (5) is an ordinary difference equation, and standard techniques (see Appendix I) show that it has a unique solution which is bounded as $\theta \rightarrow \infty$ and which is given by

$$(7) \quad \widehat{p}_n(\theta) = \widehat{p}_0(\theta) \alpha(\theta)^n$$

where α is given by (4). Substitute (7) into (6) to deduce that $\widehat{p}_0(\theta) = [1 - \alpha(\theta)]/\theta$ and the proof is complete. Alternatively, $\widehat{p}_0(\theta)$ may be calculated from the fact that $\sum_n p_n(t) = 1$, implying that $\sum_n \widehat{p}_n(\theta) = \theta^{-1}$. ■

The asymptotic behaviour of $Q(t)$ as $t \rightarrow \infty$ is deducible from (3), but more direct methods yield the answer more quickly. Remember that Q is a Markov chain.

(8) Theorem. Let $\rho = \lambda/\mu$ be the traffic intensity.

(a) If $\rho < 1$, then $\mathbb{P}(Q(t) = n) \rightarrow (1 - \rho)\rho^n = \pi_n$ for $n \geq 0$, where π is the unique stationary distribution.

(b) If $\rho \geq 1$, there is no stationary distribution, and $\mathbb{P}(Q(t) = n) \rightarrow 0$ for all n .

The result is very natural. It asserts that the queue settles down into equilibrium if and only if interarrival times exceed service times on average. We shall see later that if $\rho > 1$ then $\mathbb{P}(Q(t) \rightarrow \infty \text{ as } t \rightarrow \infty) = 1$, whilst if $\rho = 1$ then the queue length experiences wild oscillations with no reasonable bound on their magnitudes.

Proof. The process Q is an irreducible chain. Let us try to find a stationary distribution, as done in greater generality at (6.11.2) for birth–death chains. Let $t \rightarrow \infty$ in (1) and (2) to find that the mass function π is a stationary distribution if and only if

$$(9) \quad \begin{aligned} \pi_{n+1} - (1 + \rho)\pi_n + \rho\pi_{n-1} &= 0 \quad \text{for } n \geq 1, \\ \pi_1 - \rho\pi_0 &= 0. \end{aligned}$$

(The operation of taking limits is justifiable by (6.9.20) and the uniformity of Q .) The general solution to (9) is

$$\pi_n = \begin{cases} A + B\rho^n & \text{if } \rho \neq 1, \\ A + Bn & \text{if } \rho = 1, \end{cases}$$

where A and B are arbitrary constants. Thus the only bounded solution to (9) with bounded sum is

$$\pi_n = \begin{cases} B\rho^n & \text{if } \rho < 1, \\ 0 & \text{if } \rho \geq 1. \end{cases}$$

Hence, if $\rho < 1$, $\pi_n = (1 - \rho)\rho^n$ is a stationary distribution, whilst if $\rho \geq 1$ then there exists no stationary distribution. By Theorem (6.9.21), the proof is complete. ■

There is an alternative derivation of the asymptotic behaviour (8) of Q , which has other consequences also. Let U_n be the epoch of time at which the n th change in Q occurs. That is to say

$$U_0 = 0, \quad U_{n+1} = \inf\{t > U_n : Q(t) \neq Q(U_n+)\}.$$

Now let $Q_n = Q(U_n+)$ be the number of waiting customers immediately after the n th change in Q . Clearly $\{Q_n : n \geq 0\}$ is a random walk on the non-negative integers, with

$$Q_{n+1} = \begin{cases} Q_n + 1 & \text{with probability } \frac{\lambda}{\lambda + \mu} = \frac{\rho}{1 + \rho}, \\ Q_n - 1 & \text{with probability } \frac{\mu}{\lambda + \mu} = \frac{1}{1 + \rho}, \end{cases}$$

whenever $Q_n \geq 1$ (see paragraph A after (6.11.12) for a similar result for another birth–death process). When $Q_n = 0$ we have that

$$\mathbb{P}(Q_{n+1} = 1 \mid Q_n = 0) = 1,$$

so that the walk leaves 0 immediately after arriving there; it is only in this regard that the walk differs from the random walk (6.4.15) with a retaining barrier. Look for stationary distributions of the walk in the usual way to find (*exercise*) that there exists such a distribution if and only if $\rho < 1$, and it is given by

$$(10) \quad \pi_0 = \frac{1}{2}(1 - \rho), \quad \pi_n = \frac{1}{2}(1 - \rho^2)\rho^{n-1} \quad \text{for } n \geq 1.$$

Follow the argument of Example (6.4.15) to find that

$$\{Q_n\} \text{ is } \begin{cases} \text{non-null persistent} & \text{if } \rho < 1, \\ \text{null persistent} & \text{if } \rho = 1, \\ \text{transient} & \text{if } \rho > 1. \end{cases}$$

Equation (10) differs from the result of (8) because the walk $\{Q_n\}$ and the process Q behave differently at the state 0. It is possible to deduce (8) from (10) by taking account of the times which elapse between the jumps of the walk (see Exercise (11.2.6) for details). It is clear now that $Q_n \rightarrow \infty$ almost surely as $n \rightarrow \infty$ if $\rho > 1$, whilst $\{Q_n\}$ experiences large fluctuations in the symmetric case $\rho = 1$.

Exercises for Section 11.2

1. Consider a random walk on the non-negative integers with a reflecting barrier at 0, and which moves rightwards or leftwards with respective probabilities $\rho/(1 + \rho)$ and $1/(1 + \rho)$; when at 0, the particle moves to 1 at the next step. Show that the walk has a stationary distribution if and only if $\rho < 1$, and in this case the unique such distribution π is given by $\pi_0 = \frac{1}{2}(1 - \rho)$, $\pi_n = \frac{1}{2}(1 - \rho^2)\rho^{n-1}$ for $n \geq 1$.

2. Suppose now that the random walker of Exercise (1) delays its steps in the following way. When at the point n , it waits a random length of time having the exponential distribution with parameter θ_n before moving to its next position; different ‘holding times’ are independent of each other and of further information concerning the steps of the walk. Show that, subject to reasonable assumptions on the θ_n , the ensuing continuous-time process settles into an equilibrium distribution ν given by $\nu_n = C\pi_n/\theta_n$ for some appropriate constant C .

By applying this result to the case when $\theta_0 = \lambda, \theta_n = \lambda + \mu$ for $n \geq 1$, deduce that the equilibrium distribution of the M(λ)/M(μ)/1 queue is $v_n = (1 - \rho)\rho^n, n \geq 0$, where $\rho = \lambda/\mu < 1$.

3. Waiting time. Consider a M(λ)/M(μ)/1 queue with $\rho = \lambda/\mu$ satisfying $\rho < 1$, and suppose that the number $Q(0)$ of people in the queue at time 0 has the stationary distribution $\pi_n = (1 - \rho)\rho^n, n \geq 0$. Let W be the time spent by a typical new arrival before he begins his service. Show that the distribution of W is given by $\mathbb{P}(W \leq x) = 1 - \rho e^{-x(\mu-\lambda)}$ for $x \geq 0$, and note that $\mathbb{P}(W = 0) = 1 - \rho$.

4. A box contains i red balls and j lemon balls, and they are drawn at random without replacement. Each time a red (respectively lemon) ball is drawn, a particle doing a walk on $\{0, 1, 2, \dots\}$ moves one step to the right (respectively left); the origin is a retaining barrier, so that leftwards steps from the origin are suppressed. Let $\pi(n; i, j)$ be the probability that the particle ends at position n , having started at the origin. Write down a set of difference equations for the $\pi(n; i, j)$, and deduce that

$$\pi(n; i, j) = A(n; i, j) - A(n + 1; i, j) \quad \text{for } i \leq j + n$$

where $A(n; i, j) = \binom{i}{n} / \binom{j+n}{n}$.

5. Let Q be a M(λ)/M(μ)/1 queue with $Q(0) = 0$. Show that $p_n(t) = \mathbb{P}(Q(t) = n)$ satisfies

$$p_n(t) = \sum_{i, j \geq 0} \pi(n; i, j) \left(\frac{(\lambda t)^i e^{-\lambda t}}{i!} \right) \left(\frac{(\mu t)^j e^{-\mu t}}{j!} \right)$$

where the $\pi(n; i, j)$ are given in the previous exercise.

6. Let $Q(t)$ be the length of an M(λ)/M(μ)/1 queue at time t , and let $Z = \{Z_n\}$ be the jump chain of Q . Explain how the stationary distribution of Q may be derived from that of Z , and vice versa.

7. Tandem queues. Two queues have one server each, and all service times are independent and exponentially distributed, with parameter μ_i for queue i . Customers arrive at the first queue at the instants of a Poisson process of rate $\lambda (< \min\{\mu_1, \mu_2\})$, and on completing service immediately enter the second queue. The queues are in equilibrium. Show that:

- (a) the output of the first queue is a Poisson process with intensity λ , and that the departures before time t are independent of the length of the queue at time t ,
- (b) the waiting times of a given customer in the two queues are not independent.

11.3 M/G/1

M/M/1 is the only queue which is a Markov chain; the analysis of other queueing systems requires greater ingenuity. If either interarrival times or service times are exponentially distributed then the general theory of Markov chains still provides a method for studying the queue. The reason is that, for each of these two cases, we may find a discrete-time Markov chain which is imbedded in the continuous-time process Q . We consider M/G/1 in this section, which is divided into three parts dealing with equilibrium theory, the ‘waiting time’ of a typical customer, and the length of a typical ‘busy period’ during which the server is continuously occupied.

(A) Asymptotic queue length. Consider M(λ)/G/1. Customers arrive in the manner of a Poisson process with intensity λ . Let D_n be the time of departure of the n th customer from the system, and let $Q(D_n)$ be the number of customers which he leaves behind him in the system on his departure (really, we should write $Q(D_n+)$ instead of $Q(D_n)$ to make clear that the departing customer is not included). Then $Q(D) = \{Q(D_n) : n \geq 1\}$ is a sequence of random

variables. What can we say about a typical increment $Q(D_{n+1}) - Q(D_n)$? If $Q(D_n) > 0$, the $(n + 1)$ th customer begins his service time immediately at time D_n ; during this service time of length S_{n+1} , a random number, U_n say, of customers arrive and join the waiting line. Therefore the $(n + 1)$ th customer leaves $U_n + Q(D_n) - 1$ customers behind him as he departs. That is,

$$(1) \quad Q(D_{n+1}) = U_n + Q(D_n) - 1 \quad \text{if } Q(D_n) > 0.$$

If $Q(D_n) = 0$, the server must wait for the $(n + 1)$ th arrival before she† sets to work again. When this service is complete, the $(n + 1)$ th customer leaves exactly U_n customers behind him where U_n is the number of arrivals during his service time, as before. That is,

$$(2) \quad Q(D_{n+1}) = U_n \quad \text{if } Q(D_n) = 0.$$

Combine (1) and (2) to obtain

$$(3) \quad Q(D_{n+1}) = U_n + Q(D_n) - h(Q(D_n))$$

where h is defined by

$$h(x) = \begin{cases} 1 & \text{if } x > 0, \\ 0 & \text{if } x \leq 0. \end{cases}$$

Equation (3) holds for any queue. However, in the case of $M(\lambda)/G/1$ the random variable U_n depends *only* on the length of time S_{n+1} , and is independent of $Q(D_n)$, because of the special properties of the Poisson process of arrivals. We conclude from (3) that $Q(D)$ is a Markov chain.

(4) Theorem. *The sequence $Q(D)$ is a Markov chain with transition matrix*

$$\mathbf{P}_D = \begin{pmatrix} \delta_0 & \delta_1 & \delta_2 & \dots \\ \delta_0 & \delta_1 & \delta_2 & \dots \\ 0 & \delta_0 & \delta_1 & \dots \\ 0 & 0 & \delta_0 & \dots \\ \vdots & \vdots & \vdots & \ddots \end{pmatrix}$$

where

$$\delta_j = \mathbb{E} \left(\frac{(\lambda S)^j}{j!} e^{-\lambda S} \right)$$

and S is a typical service time.

The quantity δ_j is simply the probability that exactly j customers join the queue during a typical service time.

Proof. We need to show that \mathbf{P}_D is the correct transition matrix. In the notation of Chapter 6,

$$p_{0j} = \mathbb{P}(Q(D_{n+1}) = j \mid Q(D_n) = 0) = \mathbb{E}(\mathbb{P}(U_n = j \mid S))$$

†Recall the convention of Section 8.4 that customers are male and servers female.

where $S = S_{n+1}$ is the service time of the $(n + 1)$ th customer. Thus

$$p_{0j} = \mathbb{E} \left(\frac{(\lambda S)^j}{j!} e^{-\lambda S} \right) = \delta_j$$

as required, since, conditional on S , U_n has the Poisson distribution with parameter λS . Likewise, if $i \geq 1$ then

$$p_{ij} = \mathbb{E}(\mathbb{P}(U_n = j - i + 1 \mid S)) = \begin{cases} \delta_{j-i+1} & \text{if } j - i + 1 \geq 0, \\ 0 & \text{if } j - i + 1 < 0. \end{cases} \quad \blacksquare$$

This result enables us to observe the behaviour of the process $Q = \{Q(t)\}$ by evaluating it at the time epochs D_1, D_2, \dots and using the theory of Markov chains. It is important to note that this course of action provides reliable information about the asymptotic behaviour of Q only because $D_n \rightarrow \infty$ almost surely as $n \rightarrow \infty$. The asymptotic behaviour of $Q(D)$ is described by the next theorem.

(5) Theorem. Let $\rho = \lambda \mathbb{E}(S)$ be the traffic intensity.

(a) If $\rho < 1$, then $Q(D)$ is ergodic with a unique stationary distribution π , having generating function

$$G(s) = \sum_j \pi_j s^j = (1 - \rho)(s - 1) \frac{M_S(\lambda(s - 1))}{s - M_S(\lambda(s - 1))},$$

where M_S is the moment generating function of a typical service time.

(b) If $\rho > 1$, then $Q(D)$ is transient.
 (c) If $\rho = 1$, then $Q(D)$ is null persistent.

Here are some consequences of this theorem.

(6) Busy period. A busy period is a period of time during which the server is continuously occupied. The length B of a typical busy period behaves similarly to the time B' between successive visits of the chain $Q(D)$ to the state 0. Thus

$$\begin{aligned} \text{if } \rho < 1 & \text{ then } \mathbb{E}(B) < \infty, \\ \text{if } \rho = 1 & \text{ then } \mathbb{E}(B) = \infty, \quad \mathbb{P}(B = \infty) = 0, \\ \text{if } \rho > 1 & \text{ then } \mathbb{P}(B = \infty) > 0. \end{aligned}$$

See the forthcoming Theorems (17) and (18) for more details about B .

(7) Stationarity of Q . It is an immediate consequence of (5) and Theorem (6.4.17) that $Q(D)$ is asymptotically stationary whenever $\rho < 1$. In this case it can be shown that Q is asymptotically stationary also, in that $\mathbb{P}(Q(t) = n) \rightarrow \pi_n$ as $t \rightarrow \infty$. Roughly speaking, this is because $Q(t)$ forgets more and more about its origins as t becomes larger.

Proof of (5). The sequence $Q(D)$ is irreducible and aperiodic. We proceed by applying Theorems (6.4.3), (6.4.10), and (6.4.13).

(a) Look for a root of the equation $\boldsymbol{\pi} = \boldsymbol{\pi} \mathbf{P}_D$. Any such $\boldsymbol{\pi}$ satisfies

$$(8) \quad \pi_j = \pi_0 \delta_j + \sum_{i=1}^{j+1} \pi_i \delta_{j-i+1}, \quad \text{for } j \geq 0.$$

First, note that if $\pi_0 (\geq 0)$ is given, then (8) has a unique solution $\boldsymbol{\pi}$. Furthermore, this solution has non-negative entries. To see this, add equations (8) for $j = 0, 1, \dots, n$ and solve for π_{n+1} to obtain

$$(9) \quad \pi_{n+1} \delta_0 = \pi_0 \epsilon_n + \sum_{i=1}^n \pi_i \epsilon_{n-i+1} \quad \text{for } n \geq 0$$

where

$$\epsilon_n = 1 - \delta_0 - \delta_1 - \dots - \delta_n > 0 \quad \text{because } \sum_j \delta_j = 1.$$

From (9), $\pi_{n+1} \geq 0$ whenever $\pi_i \geq 0$ for all $i \leq n$, and so

$$(10) \quad \pi_n \geq 0 \quad \text{for all } n$$

if $\pi_0 \geq 0$, by induction. Return to (8) to see that the generating functions

$$G(s) = \sum_j \pi_j s^j, \quad \Delta(s) = \sum_j \delta_j s^j,$$

satisfy

$$G(s) = \pi_0 \Delta(s) + \frac{1}{s} [G(s) - \pi_0] \Delta(s)$$

and therefore

$$(11) \quad G(s) = \frac{\pi_0 (s-1) \Delta(s)}{s - \Delta(s)}.$$

The vector $\boldsymbol{\pi}$ is a stationary distribution if and only if $\pi_0 > 0$ and $\lim_{s \uparrow 1} G(s) = 1$. Apply L'Hôpital's rule to (11) to discover that

$$\pi_0 = 1 - \Delta'(1) > 0$$

is a necessary and sufficient condition for this to occur, and thus there exists a stationary distribution if and only if

$$(12) \quad \Delta'(1) < 1.$$

However,

$$\begin{aligned} \Delta(s) &= \sum_j s^j \mathbb{E} \left(\frac{(\lambda S)^j}{j!} e^{-\lambda S} \right) = \mathbb{E} \left(e^{-\lambda S} \sum_j \frac{(\lambda S)^j}{j!} \right) \\ &= \mathbb{E}(e^{\lambda S(s-1)}) = M_S(\lambda(s-1)) \end{aligned}$$

where M_S is the moment generating function of S . Thus

$$(13) \quad \Delta'(1) = \lambda M'_S(0) = \lambda \mathbb{E}(S) = \rho$$

and condition (12) becomes $\rho < 1$. Thus $Q(D)$ is non-null persistent if and only if $\rho < 1$. In this case, $G(s)$ takes the form given in (5a).

(b) Recall from Theorem (6.4.10) that $Q(D)$ is transient if and only if there is a bounded non-zero solution $\{y_j : j \geq 1\}$ to the equation

$$(14) \quad y_1 = \sum_{i=1}^{\infty} \delta_i y_i,$$

$$(15) \quad y_j = \sum_{i=0}^{\infty} \delta_i y_{j+i-1} \quad \text{for } j \geq 2.$$

If $\rho > 1$ then $\Delta(s)$ satisfies

$$0 < \Delta(0) < 1, \quad \Delta(1) = 1, \quad \Delta'(1) > 1,$$

from (13). Draw a picture (or see Figure 5.1) to see that there exists a number $b \in (0, 1)$ such that $\Delta(b) = b$. By inspection, $y_j = 1 - b^j$ solves (14) and (15), and (b) is shown.

(c) $Q(D)$ is transient if $\rho > 1$ and non-null persistent if and only if $\rho < 1$. We need only show that $Q(D)$ is persistent if $\rho = 1$. But it is not difficult to see that $\{y_j : j \neq 0\}$ solves equation (6.4.14), when y_j is given by $y_j = j$ for $j \geq 1$, and the result follows. ■

(B) Waiting time. When $\rho < 1$ the imbedded queue length settles down into an equilibrium distribution π . Suppose that a customer joins the queue after some large time has elapsed. He will wait a period W of time before his service begins; W is called his *waiting time* (this definition is at odds with that used by some authors who include the customer's service time in W). The distribution of W should not vary much with the time of the customer's arrival since the system is 'nearly' in equilibrium.

(16) Theorem. *The waiting time W has moment generating function*

$$M_W(s) = \frac{(1 - \rho)s}{\lambda + s - \lambda M_S(s)}$$

when the imbedded queue is in equilibrium.

Proof. The condition that the imbedded queue be in equilibrium amounts to the supposition that the length $Q(D)$ of the queue on the departure of a customer is distributed according to the stationary distribution π . Suppose that a customer waits for a period of length W and then is served for a period of length S . On departure he leaves behind him all those customers who have arrived during the period, length $W + S$, during which he was in the system. The number Q of such customers is Poisson distributed with parameter $\lambda(W + S)$, and so

$$\begin{aligned} \mathbb{E}(s^Q) &= \mathbb{E}(\mathbb{E}(s^Q \mid W, S)) \\ &= \mathbb{E}(e^{\lambda(W+S)(s-1)}) \\ &= \mathbb{E}(e^{\lambda W(s-1)})\mathbb{E}(e^{\lambda S(s-1)}) \quad \text{by independence} \\ &= M_W(\lambda(s-1))M_S(\lambda(s-1)). \end{aligned}$$

However, Q has distribution π given by (5a) and the result follows. ■

(C) Busy period: a branching process. Finally, put yourself in the server's shoes. She may not be as interested in the waiting times of her customers as she is in the frequency of her tea breaks. Recall from (6) that a *busy period* is a period of time during which she is continuously occupied, and let B be the length of a typical busy period. That is, if the first customer arrives at time T_1 then

$$B = \inf\{t > 0 : Q(t + T_1) = 0\};$$

The quantity B is well defined whether or not $Q(D)$ is ergodic, though it may equal $+\infty$.

(17) Theorem. *The moment generating function M_B of B satisfies the functional equation*

$$M_B(s) = M_S(s - \lambda + \lambda M_B(s)).$$

It can be shown that this functional equation has a unique solution which is the moment generating function of a (possibly infinite) random variable (see Feller 1971, pp. 441, 473). The server may wish to calculate the probability

$$\mathbb{P}(B < \infty) = \lim_{x \rightarrow \infty} \mathbb{P}(B \leq x)$$

that she is eventually free. It is no surprise to find the following, in agreement with (6).

(18) Theorem. *We have that*

$$\mathbb{P}(B < \infty) \begin{cases} = 1 & \text{if } \rho \leq 1, \\ < 1 & \text{if } \rho > 1. \end{cases}$$

This may remind you of a similar result for the extinction probability of a branching process. This is no coincidence; we prove (17) and (18) by methods first encountered in the study of branching processes.

Proof of (17) and (18). Here is an imbedded branching process. Call customer C_2 an 'offspring' of customer C_1 if C_2 joins the queue while C_1 is being served. Since customers arrive in the manner of a Poisson process, the numbers of offspring of different customers are independent random variables. Therefore, the family tree of the 'offspring process' is that of a branching process. The mean number of offspring of a given customer is given in the notation of the proof of (5) as $\mu = \Delta'(1)$, whence $\mu = \rho$ by (13). The offspring process is ultimately extinct if and only if the queue is empty at some time later than the first arrival. That is,

$$\mathbb{P}(B < \infty) = \mathbb{P}(Z_n = 0 \text{ for some } n),$$

where Z_n is the number of customers in the n th generation of the process. We have by Theorem (5.4.5) that $\eta = \mathbb{P}(Z_n = 0 \text{ for some } n)$ satisfies

$$\eta = 1 \quad \text{if and only if} \quad \mu \leq 1.$$

Therefore $\mathbb{P}(B < \infty) = 1$ if and only if $\rho \leq 1$, as required for (18).

Each individual in this branching process has a service time; B is the sum of these service times. Thus

$$(19) \quad B = S + \sum_{j=1}^Z B_j$$

where S is the service time of the first customer, Z is the number of offspring of this customer, and B_j is the sum of the service times of the j th such offspring together with all his descendants in the offspring process (this is similar to the argument of Problem (5.12.11)). The two terms on the right side of (19) are *not* independent of each other; after all, if S is large then Z is likely to be large as well. However, condition on S to obtain

$$M_B(s) = \mathbb{E} \left(\mathbb{E} \left\{ \exp \left[s \left(S + \sum_{j=1}^Z B_j \right) \right] \middle| S \right\} \right)$$

and remember that, conditional on Z , the random variables B_1, B_2, \dots, B_Z are independent with the same distribution as B to obtain

$$M_B(s) = \mathbb{E} \left(e^{sS} G_{\text{Po}(\lambda S)} \{ M_B(s) \} \right)$$

where $G_{\text{Po}(\mu)}$ is the probability generating function of the Poisson distribution with parameter μ . Therefore

$$M_B(s) = \mathbb{E} \left(e^{S(s - \lambda + \lambda M_B(s))} \right)$$

as required. ■

Exercises for Section 11.3

1. Consider $M(\lambda)/D(d)/1$ where $\rho = \lambda d < 1$. Show that the mean queue length at moments of departure in equilibrium is $\frac{1}{2}\rho(2 - \rho)/(1 - \rho)$.
2. Consider $M(\lambda)/M(\mu)/1$, and show that the moment generating function of a typical busy period is given by

$$M_B(s) = \frac{(\lambda + \mu - s) - \sqrt{(\lambda + \mu - s)^2 - 4\lambda\mu}}{2\lambda}$$

for all sufficiently small but positive values of s .

3. Show that, for a $M/G/1$ queue, the sequence of times at which the server passes from being busy to being free constitutes a renewal process.

11.4 G/M/1

The system $G/M(\mu)/1$ contains an imbedded discrete-time Markov chain also, and this chain provides information about the properties of $Q(t)$ for large t . This section is divided into two parts, dealing with the asymptotic behaviour of $Q(t)$ and the waiting time distribution.

(A) Asymptotic queue length. This time, consider the epoch of time at which the n th customer joins the queue, and let $Q(A_n)$ be the number of individuals who are ahead of him in the system at the moment of his arrival. The quantity $Q(A_n)$ includes any customer whose service is in progress; more specifically, $Q(A_n) = Q(T_n -)$ where T_n is the instant of the n th arrival. The argument of the last section shows that

$$(1) \quad Q(A_{n+1}) = Q(A_n) + 1 - V_n$$

where V_n is the number of departures from the system during the interval $[T_n, T_{n+1})$ between the n th and $(n + 1)$ th arrival. This time, V_n depends on $Q(A_n)$ since not more than $Q(A_n) + 1$ individuals may depart during this interval. However, service times are exponentially distributed, and so, conditional upon $Q(A_n)$ and $X_{n+1} = T_{n+1} - T_n$, the random variable V_n has a truncated Poisson distribution

$$(2) \quad \mathbb{P}(V_n = d \mid Q(A_n) = q, X_{n+1} = x) = \begin{cases} \frac{(\mu x)^d}{d!} e^{-\mu x} & \text{if } d \leq q, \\ \sum_{m>q} \frac{(\mu x)^m}{m!} e^{-\mu x} & \text{if } d = q + 1. \end{cases}$$

Anyway, given $Q(A_n)$, the random variable V_n is independent of the sequence $Q(A_1), Q(A_2), \dots, Q(A_{n-1})$, and so $Q(A) = \{Q(A_n) : n \geq 1\}$ is a Markov chain.

(3) Theorem. *The sequence $Q(A)$ is a Markov chain with transition matrix*

$$\mathbf{P}_A = \begin{pmatrix} 1 - \alpha_0 & \alpha_0 & 0 & 0 & \dots \\ 1 - \alpha_0 - \alpha_1 & \alpha_1 & \alpha_0 & 0 & \dots \\ 1 - \alpha_0 - \alpha_1 - \alpha_2 & \alpha_2 & \alpha_1 & \alpha_0 & \dots \\ \vdots & \vdots & \vdots & \vdots & \ddots \end{pmatrix}$$

where

$$\alpha_j = \mathbb{E} \left(\frac{(\mu X)^j}{j!} e^{-\mu X} \right)$$

and X is a typical interarrival time.

The quantity α_j is simply the probability that exactly j events of a Poisson process occur during a typical interarrival time.

Proof. This proceeds as for Theorem (11.3.4). ■

(4) Theorem. *Let $\rho = \{\mu \mathbb{E}(X)\}^{-1}$ be the traffic intensity.*

(a) *If $\rho < 1$, then $Q(A)$ is ergodic with a unique stationary distribution π given by*

$$\pi_j = (1 - \eta)\eta^j \quad \text{for } j \geq 0$$

where η is the smallest positive root of $\eta = M_X(\mu(\eta - 1))$ and M_X is the moment generating function of X .

(b) *If $\rho > 1$, then $Q(A)$ is transient.*

(c) *If $\rho = 1$, then $Q(A)$ is null persistent.*

If $\rho < 1$ then $Q(A)$ is asymptotically stationary. Unlike the case of M/G/1, however, the stationary distribution π given by (4a) need *not* be the limiting distribution of Q itself; to see an example of this, just consider D(1)/M/1.

Proof. Let Q_d be an M(μ)/G/1 queue whose service times have the same distribution as the interarrival times of Q (the queue Q_d is called the *dual* of Q , but more about that later). The traffic intensity ρ_d of Q_d satisfies

$$(5) \quad \rho \rho_d = 1.$$

From the results of Section 11.3, Q_d has an imbedded Markov chain $Q_d(D)$, obtained from the values of Q_d at the epochs of time at which customers depart. We shall see that $Q(A)$ is non-null persistent (respectively transient) if and only if the imbedded chain $Q_d(D)$ of Q_d is transient (respectively non-null persistent) and the results will follow immediately from Theorem (11.3.5) and its proof.

(a) Look for non-negative solutions π to the equation

$$(6) \quad \pi = \pi P_A$$

which have $\sum \pi \mathbf{1}' = 1$. Expand (6), set

$$(7) \quad y_j = \pi_0 + \pi_1 + \cdots + \pi_{j-1} \quad \text{for } j \geq 1,$$

and remember that $\sum_j \alpha_j = 1$ to obtain

$$(8) \quad y_1 = \sum_{i=1}^{\infty} \alpha_i y_i,$$

$$(9) \quad y_j = \sum_{i=0}^{\infty} \alpha_i y_{j+i-1} \quad \text{for } j \geq 2.$$

These are the same equations as (11.3.14) and (11.3.15) for Q_d . As in the proof of Theorem (11.3.5), it is easy to check that

$$(10) \quad y_j = 1 - \eta^j$$

solves (8) and (9) whenever

$$A(s) = \sum_{j=0}^{\infty} \alpha_j s^j$$

satisfies $A'(1) > 1$, where η is the unique root in the interval $(0, 1)$ of the equation $A(s) = s$. However, write A in terms of M_X , as before, to find that $A(s) = M_X(\mu(s-1))$, giving

$$A'(1) = \rho_d = \frac{1}{\rho}.$$

Combine (7) and (10) to find the stationary distribution for the case $\rho < 1$. If $\rho \geq 1$ then $\rho_d \leq 1$ by (5), and so (8) and (9) have no bounded non-zero solution since otherwise $Q_d(D)$ would be transient, contradicting Theorem (11.3.5). Thus $Q(A)$ is non-null persistent if and only if $\rho < 1$.

(b) To prove transience, we seek bounded non-zero solutions $\{y_j : j \geq 1\}$ to the equations

$$(11) \quad y_j = \sum_{i=1}^{j+1} y_i \alpha_{j-i+1} \quad \text{for } j \geq 1.$$

Suppose that $\{y_j\}$ satisfies (11), and that $y_1 \geq 0$. Define $\pi = \{\pi_j : j \geq 0\}$ as follows:

$$\pi_0 = y_1 \alpha_0, \quad \pi_1 = y_1(1 - \alpha_0), \quad \pi_j = y_j - y_{j-1} \quad \text{for } j \geq 2.$$

It is an easy exercise to show that π satisfies equation (11.3.8) with the δ_j replaced by the α_j throughout. But (11.3.8) possesses a non-zero solution with bounded sum if and only if $\rho_d < 1$, which is to say that $Q(A)$ is transient if and only if $\rho = 1/\rho_d > 1$.

(c) $Q(A)$ is transient if and only if $\rho > 1$, and is non-null persistent if and only if $\rho < 1$. If $\rho = 1$ then $Q(A)$ has no choice but null persistence. ■

(B) Waiting time. An arriving customer waits for just as long as the server needs to complete the service period in which she is currently engaged and to serve the other waiting customers. That is, the n th customer waits for a length W_n of time:

$$W_n = Z_1^* + Z_2 + Z_3 + \cdots + Z_{Q(A_n)} \quad \text{if } Q(A_n) > 0$$

where Z_1^* is the *excess* (or *residual*) service time of the customer at the head of the queue, and $Z_2, Z_3, \dots, Z_{Q(A_n)}$ are the service times of the others. Given $Q(A_n)$, the Z_i are independent, but Z_1^* does not in general have the same distribution as Z_2, Z_3, \dots . In the case of $G/M(\mu)/1$, however, the lack-of-memory property helps us around this difficulty.

(12) Theorem. *The waiting time W of an arriving customer has distribution*

$$\mathbb{P}(W \leq x) = \begin{cases} 0 & \text{if } x < 0, \\ 1 - \eta e^{-\mu(1-\eta)x} & \text{if } x \geq 0, \end{cases}$$

where η is given in (4a), when the imbedded queue is in equilibrium.

Note that W has an atom of size $1 - \eta$ at the origin.

Proof. By the lack-of-memory property, W_n is the sum of $Q(A_n)$ independent exponential variables. Use the equilibrium distribution of $Q(A)$ to find that

$$M_W(s) = (1 - \eta) + \eta \frac{\mu(1 - \eta)}{\mu(1 - \eta) - s}$$

which we recognize as the moment generating function of a random variable which either equals zero (with probability $1 - \eta$) or is exponentially distributed with parameter $\mu(1 - \eta)$ (with probability η). ■

Finally, here is a word of caution. There is another quantity called *virtual* waiting time, which must not be confused with *actual* waiting time. The latter is the actual time spent by a customer after his arrival; the former is the time which a customer *would* spend if he were to arrive at some particular instant. The equilibrium distributions of these waiting times may differ whenever the stationary distribution of Q differs from the stationary distribution of the imbedded Markov chain $Q(A)$.

Exercises for Section 11.4

1. Consider $G/M(\mu)/1$, and let $\alpha_j = \mathbb{E}((\mu X)^j e^{-\mu X} / j!)$ where X is a typical interarrival time. Suppose the traffic intensity ρ is less than 1. Show that the equilibrium distribution π of the imbedded chain at moments of arrivals satisfies

$$\pi_n = \sum_{i=0}^{\infty} \alpha_i \pi_{n+i-1} \quad \text{for } n \geq 1.$$

Look for a solution of the form $\pi_n = \theta^n$ for some θ , and deduce that the unique stationary distribution is given by $\pi_j = (1 - \eta)\eta^j$ for $j \geq 0$, where η is the smallest positive root of the equation $s = M_X(\mu(s - 1))$.

2. Consider a G/M(μ)/1 queue in equilibrium. Let η be the smallest positive root of the equation $x = M_X(\mu(x - 1))$ where M_X is the moment generating function of an interarrival time. Show that the mean number of customers ahead of a new arrival is $\eta(1 - \eta)^{-1}$, and the mean waiting time is $\eta\{\mu(1 - \eta)\}^{-1}$.

3. Consider D(1)/M(μ)/1 where $\mu > 1$. Show that the continuous-time queue length $Q(t)$ does not converge in distribution as $t \rightarrow \infty$, even though the imbedded chain at the times of arrivals is ergodic.

11.5 G/G/1

If neither interarrival times nor service times are exponentially distributed then the methods of the last three sections fail. This apparent setback leads us to the remarkable discovery that queueing problems are intimately related to random walk problems. This section is divided into two parts, one dealing with the equilibrium theory of G/G/1 and the other dealing with the imbedded random walk.

(A) Asymptotic waiting time. Let W_n be the waiting time of the n th customer. There is a useful relationship between W_n and W_{n+1} in terms of the service time S_n of the n th customer and the length X_{n+1} of time between the n th and the $(n + 1)$ th arrivals.

(1) Theorem. Lindley's equation. *We have that*

$$W_{n+1} = \max\{0, W_n + S_n - X_{n+1}\}.$$

Proof. The n th customer is in the system for a length $W_n + S_n$ of time. If $X_{n+1} > W_n + S_n$ then the queue is empty at the $(n + 1)$ th arrival, and so $W_{n+1} = 0$. If $X_{n+1} \leq W_n + S_n$ then the $(n + 1)$ th customer arrives while the n th is still present, but only waits for a period of length $W_n + S_n - X_{n+1}$ before the previous customer leaves. ■

We shall see that Lindley's equation implies that the distribution functions

$$F_n(x) = \mathbb{P}(W_n \leq x)$$

of the W_n converge as $n \rightarrow \infty$ to some limit function $F(x)$. Of course, F need not be a proper distribution function; indeed, it is intuitively clear that the queue settles down into equilibrium if and only if F is a distribution function which is not defective.

(2) Theorem. *Let $F_n(x) = \mathbb{P}(W_n \leq x)$. Then*

$$F_{n+1}(x) = \begin{cases} 0 & \text{if } x < 0, \\ \int_{-\infty}^x F_n(x - y) dG(y) & \text{if } x \geq 0, \end{cases}$$

where G is the distribution function of $U_n = S_n - X_{n+1}$. Thus the limit $F(x) = \lim_{n \rightarrow \infty} F_n(x)$ exists.

Note that $\{U_n : n \geq 1\}$ is a collection of independent identically distributed random variables.

Proof. If $x \geq 0$ then

$$\begin{aligned} \mathbb{P}(W_{n+1} \leq x) &= \int_{-\infty}^{\infty} \mathbb{P}(W_n + U_n \leq x \mid U_n = y) dG(y) \\ &= \int_{-\infty}^x \mathbb{P}(W_n \leq x - y) dG(y) \quad \text{by independence,} \end{aligned}$$

and the first part is proved. We claim that

$$(3) \quad F_{n+1}(x) \leq F_n(x) \quad \text{for all } x \text{ and } n.$$

If (3) holds then the second result follows immediately; we prove (3) by induction. Trivially, $F_2(x) \leq F_1(x)$ because $F_1(x) = 1$ for all $x \geq 0$. Suppose that (3) holds for $n = k - 1$, say. Then, for $x \geq 0$,

$$F_{k+1}(x) - F_k(x) = \int_{-\infty}^x [F_k(x - y) - F_{k-1}(x - y)] dG(y) \leq 0$$

by the induction hypothesis. The proof is complete. ■

It follows that the distribution functions of $\{W_n\}$ converge as $n \rightarrow \infty$. It is clear, by monotone convergence, that the limit $F(x)$ satisfies the Wiener–Hopf equation

$$F(x) = \int_{-\infty}^x F(x - y) dG(y) \quad \text{for } x \geq 0;$$

this is not easily solved for F in terms of G . However, it is not too difficult to find a criterion for F to be a proper distribution function.

(4) Theorem. Let $\rho = \mathbb{E}(S)/\mathbb{E}(X)$ be the traffic intensity

- (a) If $\rho < 1$, then F is a non-defective distribution function.
- (b) If $\rho > 1$, then $F(x) = 0$ for all x .
- (c) If $\rho = 1$ and $\text{var}(U) > 0$, then $F(x) = 0$ for all x .

An explicit formula for the moment generating function of F when $\rho < 1$ is given in Theorem (14) below. Theorem (4) classifies the stability of $G/G/1$ in terms of the sign of $1 - \rho$; note that this information is obtainable from the distribution function G since

$$(5) \quad \rho < 1 \quad \Leftrightarrow \quad \mathbb{E}(S) < \mathbb{E}(X) \quad \Leftrightarrow \quad \mathbb{E}(U) = \int_{-\infty}^{\infty} u dG(u) < 0$$

where U is a typical member of the U_i . We call the process *stable* when $\rho < 1$.

The crucial step in the proof of (4) is important in its own right. Use Lindley's equation (1) to see that:

$$\begin{aligned} W_1 &= 0, \\ W_2 &= \max\{0, W_1 + U_1\} = \max\{0, U_1\}, \\ W_3 &= \max\{0, W_2 + U_2\} = \max\{0, U_2, U_2 + U_1\}, \end{aligned}$$

and in general

$$(6) \quad W_{n+1} = \max\{0, U_n, U_n + U_{n-1}, \dots, U_n + U_{n-1} + \dots + U_1\}$$

which expresses W_{n+1} in terms of the partial sums of a sequence of independent identically distributed variables. It is difficult to derive asymptotic properties of W_{n+1} directly from (6) since every non-zero term changes its value as n increases from the value k , say, to the value $k + 1$. The following theorem is the crucial observation.

(7) **Theorem.** *The random variable W_{n+1} has the same distribution as*

$$W'_{n+1} = \max\{0, U_1, U_1 + U_2, \dots, U_1 + U_2 + \dots + U_n\}.$$

Proof. The vectors (U_1, U_2, \dots, U_n) and $(U_n, U_{n-1}, \dots, U_1)$ are sequences with the same joint distribution. Replace each U_i in (6) by U_{n+1-i} . ■

That is to say, W_{n+1} and W'_{n+1} are *different* random variables but they have the *same* distribution. Thus

$$F(x) = \lim_{n \rightarrow \infty} \mathbb{P}(W_n \leq x) = \lim_{n \rightarrow \infty} \mathbb{P}(W'_n \leq x).$$

Furthermore,

$$(8) \quad W'_n \leq W'_{n+1} \quad \text{for all } n \geq 1,$$

a monotonicity property which is not shared by $\{W_n\}$. This property provides another method for deriving the existence of F in (2).

Proof of (4). From (8), the limit $W' = \lim_{n \rightarrow \infty} W'_n$ exists almost surely (and, in fact, pointwise) but may be $+\infty$. Furthermore,

$$(9) \quad W' = \max\{0, \Sigma_1, \Sigma_2, \dots\}$$

where

$$\Sigma_n = \sum_{j=1}^n U_j$$

and $F(x) = \mathbb{P}(W' \leq x)$. Thus

$$F(x) = \mathbb{P}(\Sigma_n \leq x \text{ for all } n) \quad \text{if } x \geq 0,$$

and the proof proceeds by using properties of the sequence $\{\Sigma_n\}$ of partial sums, such as the strong law (7.5.1):

$$(10) \quad \frac{1}{n} \Sigma_n \xrightarrow{\text{a.s.}} \mathbb{E}(U) \quad \text{as } n \rightarrow \infty.$$

Suppose first that $\mathbb{E}(U) < 0$. Then

$$\mathbb{P}(\Sigma_n > 0 \text{ for infinitely many } n) = \mathbb{P}\left(\frac{1}{n} \Sigma_n - \mathbb{E}(U) > |\mathbb{E}(U)| \text{ i.o.}\right) = 0$$

by (10). Thus, from (9), W' is almost surely the maximum of only finitely many terms, and so $\mathbb{P}(W' < \infty) = 1$, implying that F is a non-defective distribution function.

Next suppose that $\mathbb{E}(U) > 0$. Pick any $x > 0$ and choose N such that

$$N \geq \frac{2x}{\mathbb{E}(U)}.$$

For $n \geq N$,

$$\begin{aligned} \mathbb{P}(\Sigma_n \geq x) &= \mathbb{P}\left(\frac{1}{n}\Sigma_n - \mathbb{E}(U) \geq \frac{x}{n} - \mathbb{E}(U)\right) \\ &\geq \mathbb{P}\left(\frac{1}{n}\Sigma_n - \mathbb{E}(U) \geq -\frac{1}{2}\mathbb{E}(U)\right). \end{aligned}$$

Let $n \rightarrow \infty$ and use the weak law to find that

$$\mathbb{P}(W' \geq x) \geq \mathbb{P}(\Sigma_n \geq x) \rightarrow 1 \quad \text{for all } x.$$

Therefore W' almost surely exceeds any finite number, and so $\mathbb{P}(W' < \infty) = 0$ as required.

In the case when $\mathbb{E}(U) = 0$ these crude arguments do not work and we need a more precise measure of the fluctuations of Σ_n ; one way of doing this is by way of the law of the iterated logarithm (7.6.1). If $\text{var}(U) > 0$ and $\mathbb{E}(U_1^2) < \infty$, then $\{\Sigma_n\}$ enjoys fluctuations of order $O(\sqrt{n \log \log n})$ in both positive and negative directions with probability 1, and so

$$\mathbb{P}(\Sigma_n \geq x \text{ for some } n) = 1 \quad \text{for all } x.$$

There are other arguments which yield the same result. ■

(B) Imbedded random walk. The sequence $\Sigma = \{\Sigma_n : n \geq 0\}$ given by

$$(11) \quad \Sigma_0 = 0, \quad \Sigma_n = \sum_{j=1}^n U_j \quad \text{for } n \geq 1,$$

describes the path of a particle which performs a random walk on \mathbb{R} , jumping by an amount U_n at the n th step. This simple observation leads to a wealth of conclusions about queueing systems. For example, we have just seen that the waiting time W_n of the n th customer has the same distribution as the maximum W'_n of the first n positions of the walking particle. If $\mathbb{E}(U) < 0$ then the waiting time distributions converge as $n \rightarrow \infty$, which is to say that the maximum displacement $W' = \lim W'_n$ is almost surely finite. Other properties also can be expressed in terms of this random walk, and the techniques of reflection and reversal which we discussed in Section 3.10 are useful here.

The limiting waiting time distribution is the same as the distribution of the maximum

$$W' = \max\{0, \Sigma_1, \Sigma_2, \dots\},$$

and so it is appropriate to study the so-called ‘ladder points’ of Σ . Define an increasing sequence $L(0), L(1), \dots$ of random variables by

$$L(0) = 0, \quad L(n+1) = \min\{m > L(n) : \Sigma_m > \Sigma_{L(n)}\};$$

that is, $L(n + 1)$ is the earliest epoch m of time at which Σ_m exceeds the walk's previous maximum $\Sigma_{L(n)}$. The $L(n)$ are called *ladder points*; *negative ladder points* of Σ are defined similarly as the epochs at which Σ attains new minimum values. The result of (4) amounts to the assertion that

$$\mathbb{P}(\text{there exist infinitely many ladder points}) = \begin{cases} 0 & \text{if } \mathbb{E}(U) < 0, \\ 1 & \text{if } \mathbb{E}(U) > 0. \end{cases}$$

The total number of ladder points is given by the next lemma.

(12) Lemma. *Let $\eta = \mathbb{P}(\Sigma_n > 0 \text{ for some } n \geq 1)$ be the probability that at least one ladder point exists. The total number Λ of ladder points has mass function*

$$\mathbb{P}(\Lambda = l) = (1 - \eta)\eta^l \quad \text{for } l \geq 0.$$

Proof. The process Σ is a discrete-time Markov chain. Thus

$$\mathbb{P}(\Lambda \geq l + 1 \mid \Lambda \geq l) = \eta$$

since the path of the walk after the l th ladder point is a copy of Σ itself. ■

Thus the queue is stable if $\eta < 1$, in which case the maximum W' of Σ is related to the height of a typical ladder point. Let

$$Y_j = \Sigma_{L(j)} - \Sigma_{L(j-1)}$$

be the difference in the displacements of the walk at the $(j - 1)$ th and j th ladder points. Conditional on the value of Λ , $\{Y_j : 1 \leq j \leq \Lambda\}$ is a collection of independent identically distributed variables, by the Markov property. Furthermore,

$$(13) \quad W' = \Sigma_{L(\Lambda)} = \sum_{j=1}^{\Lambda} Y_j;$$

this leads to the next lemma, relating the waiting time distribution to the distribution of a typical Y_j .

(14) Lemma. *If the traffic intensity ρ satisfies $\rho < 1$, the equilibrium waiting time distribution has moment generating function*

$$M_W(s) = \frac{1 - \eta}{1 - \eta M_Y(s)}$$

where M_Y is the moment generating function of Y .

Proof. We have that $\rho < 1$ if and only if $\eta < 1$. Use (13) and (5.1.25) to find that

$$M_W(s) = G_{\Lambda}(M_Y(s)).$$

Now use the result of Lemma (12). ■

Lemma (14) describes the waiting time distribution in terms of the distribution of Y . Analytical properties of Y are a little tricky to obtain, and we restrict ourselves here to an elegant description of Y which provides a curious link between pairs of ‘dual’ queueing systems.

The server of the queue enjoys busy periods during which she works continuously; in between busy periods she has *idle periods* during which she drinks tea. Let I be the length of her first idle period.

(15) Lemma. *Let $L = \min\{m > 0; \Sigma_m < 0\}$ be the first negative ladder point of Σ . Then $I = -\Sigma_L$.*

That is, I equals the absolute value of the depth of the first negative ladder point. It is of course possible that Σ has *no* negative ladder points.

Proof. Call a customer *lucky* if he finds the queue empty as he arrives (customers who arrive at exactly the same time as the previous customer departs are deemed to be unlucky). We claim that the $(L + 1)$ th customer is the first lucky customer after the very first arrival. If this holds then (15) follows immediately since I is the elapsed time between the L th departure and the $(L + 1)$ th arrival:

$$I = \sum_{j=1}^L X_{j+1} - \sum_{j=1}^L S_j = -\Sigma_L.$$

To verify the claim remember that

$$(16) \quad W_n = \max\{0, V_n\} \quad \text{where} \quad V_n = \max\{U_{n-1}, U_{n-1} + U_{n-2}, \dots, \Sigma_{n-1}\}$$

and note that the n th customer is lucky if and only if $V_n < 0$. Now

$$V_n \geq \Sigma_{n-1} \geq 0 \quad \text{for} \quad 2 \leq n \leq L,$$

and it remains to show that $V_{L+1} < 0$. To see this, note that

$$U_L + U_{L-1} + \dots + U_{L-k} = \Sigma_L - \Sigma_{L-k-1} \leq \Sigma_L < 0$$

whenever $0 \leq k < L$. Now use (16) to obtain the result. ■

Now we are ready to extract a remarkable identity which relates ‘dual pairs’ of queueing systems.

(17) Definition. If Q is a queueing process with interarrival time distribution F_X and service time distribution F_S , its **dual process** Q_d is a queueing process with interarrival time distribution F_S and service time distribution F_X .

For example, the dual of $M(\lambda)/G/1$ is $G/M(\lambda)/1$, and vice versa; we made use of this fact in the proof of (11.4.4). The traffic densities ρ and ρ_d of Q and Q_d satisfy $\rho\rho_d = 1$; the processes Q and Q_d cannot both be stable except in pathological instances when all their interarrival and service times almost surely take the same constant value.

(18) Theorem. *Let Σ and Σ_d be the random walks associated with the queue Q and its dual Q_d . Then $-\Sigma$ and Σ_d are identically distributed random walks.*

Proof. Let Q have interarrival times $\{X_n\}$ and service times $\{S_n\}$; Σ has jumps of size $U_n = S_n - X_{n+1}$ ($n \geq 1$). The reflected walk $-\Sigma$, which is obtained by reflecting Σ in the x -axis, has jumps of size $-U_n = X_{n+1} - S_n$ ($n \geq 1$) (see Section 3.10 for more details of the reflection principle). Write $\{S'_n\}$ and $\{X'_n\}$ for the interarrival and service times of Q_d ; Σ_d has jumps of size $U'_n = X'_n - S'_{n+1}$ ($n \geq 1$), which have the same distribution as the jumps of $-\Sigma$. ■

This leads to a corollary.

(19) Theorem. *The height Y of the first ladder point of Σ has the same distribution as the length I_d of a typical idle period in the dual queue.*

Proof. From (15), $-I_d$ is the height of the first ladder point of $-\Sigma_d$, which by (18) is distributed as the height Y of the first ladder point of Σ . ■

Here is an example of an application of these facts.

(20) Theorem. *Let Q be a stable queueing process with dual process Q_d . Let W be a typical equilibrium waiting time of Q and I_d a typical idle period of Q_d . Their moment generating functions are related by*

$$M_W(s) = \frac{1 - \eta}{1 - \eta M_{I_d}(s)}$$

where $\eta = \mathbb{P}(W > 0)$.

Proof. Use (14) and (19). ■

An application of this result is given in Exercise (2). Another application is a second derivation of the equilibrium waiting time distribution (11.4.12) of G/M/1; just remark that the dual of G/M/1 is M/G/1, and that idle periods of M/G/1 are exponentially distributed (though, of course, the server does not have many such periods if the queue is unstable).

Exercises for Section 11.5

1. Show that, for a G/G/1 queue, the starting times of the busy periods of the server constitute a renewal process.
2. Consider a G/M(μ)/1 queue in equilibrium, together with the dual (unstable) M(μ)/G/1 queue. Show that the idle periods of the latter queue are exponentially distributed. Use the theory of duality of queues to deduce for the former queue that: (a) the waiting-time distribution is a mixture of an exponential distribution and an atom at zero, and (b) the equilibrium queue length is geometric.
3. Consider G/M(μ)/1, and let G be the distribution function of $S - X$ where S and X are typical (independent) service and interarrival times. Show that the *Wiener-Hopf equation*

$$F(x) = \int_{-\infty}^x F(x-y) dG(y), \quad x \geq 0,$$

for the limiting waiting-time distribution F is satisfied by $F(x) = 1 - \eta e^{-\mu(1-\eta)x}$, $x \geq 0$. Here, η is the smallest positive root of the equation $x = M_X(\mu(x-1))$, where M_X is the moment generating function of X .

11.6 Heavy traffic

A queue settles into equilibrium if its traffic intensity ρ is less than 1; it is unstable if $\rho > 1$. It is our shared personal experience that many queues (such as in doctors' waiting rooms and at airport check-in desks) have a tendency to become unstable. The reason is simple: employers do not like to see their employees idle, and so they provide only just as many servers as are necessary to cope with the arriving customers. That is, they design the queueing system so that ρ is only slightly smaller than 1; the ensuing queue is long but stable, and the server experiences 'heavy traffic'. As $\rho \uparrow 1$ the equilibrium queue length Q_ρ becomes longer and longer, and it is interesting to ask for the rate at which Q_ρ approaches infinity. Often it turns out that a suitably scaled form of Q_ρ is asymptotically exponentially distributed. We describe this here for the M/D/1 system, leaving it to the readers to amuse themselves by finding corresponding results for other queues. In this special case, $Q_\rho \simeq Z/(1 - \rho)$ as $\rho \uparrow 1$ where Z is an exponential variable.

(1) Theorem. *Let $\rho = \lambda d$ be the traffic intensity of the $M(\lambda)/D(d)/1$ queue, and let Q_ρ be a random variable with the equilibrium queue length distribution. Then $(1 - \rho)Q_\rho$ converges in distribution as $\rho \uparrow 1$ to the exponential distribution with parameter 2.*

Proof. Use (11.3.5) to see that Q_ρ has moment generating function

$$(2) \quad M_\rho(s) = \frac{(1 - \rho)(e^s - 1)}{\exp[s - \rho(e^s - 1)] - 1} \quad \text{if } \rho < 1.$$

The moment generating function of $(1 - \rho)Q_\rho$ is $M_\rho((1 - \rho)s)$, and we make the appropriate substitution in equation (2). Now let $\rho \uparrow 1$ and use L'Hôpital's rule to deduce that $M_\rho((1 - \rho)s) \rightarrow 2/(2 - s)$. ■

Exercise for Section 11.6

1. Consider the $M(\lambda)/M(\mu)/1$ queue with $\rho = \lambda/\mu < 1$. Let Q_ρ be a random variable with the equilibrium queue distribution, and show that $(1 - \rho)Q_\rho$ converges in distribution as $\rho \uparrow 1$, the limit distribution being exponential with parameter 1.

11.7 Networks of queues

A customer departing from one queue may well be required to enter another. Under certain circumstances, this customer may even, at a later stage, be required to re-enter the original queue. Networks of queues provide natural models for many situations in real life, ranging from the manufacture of components in complex industrial processes to an application for a visa for travel to another country.

We make concrete our notion of a queueing network as follows. There is a finite set S of 'stations' labelled s_1, s_2, \dots, s_c . At time t , station i contains $Q_i(t)$ individuals, so that the state of the system may be represented as the vector $\mathbf{Q}(t) = (Q_1(t), Q_2(t), \dots, Q_c(t))$. We assume for simplicity that the process \mathbf{Q} is Markovian, taking values in the set $\mathcal{N} = \{\mathbf{n} = (n_1, n_2, \dots, n_c) : n_i = 0, 1, 2, \dots \text{ for } 1 \leq i \leq c\}$ of sequences of non-negative integers. The migration of customers between stations will be described in a rather general way in order to enable a breadth of applications.

We begin with a little notation. We write $\mathbf{e}_k = (0, 0, \dots, 0, 1, 0, \dots, 0)$ for the row vector of length c with 1 in the k th position and 0 elsewhere.

Assume that $\mathbf{Q}(t) = \mathbf{n}$. Three types of event may occur in the short time interval $(t, t + h)$, at rates given by the following. For $i \neq j$,

$$\mathbf{Q}(t + h) = \begin{cases} \mathbf{n} - \mathbf{e}_i + \mathbf{e}_j & \text{with probability } \lambda_{ij}\phi_i(n_i)h + o(h), \\ \mathbf{n} + \mathbf{e}_j & \text{with probability } \nu_j h + o(h), \\ \mathbf{n} - \mathbf{e}_i & \text{with probability } \mu_i\phi_i(n_i)h + o(h), \end{cases}$$

where $\lambda_{ij}, \nu_j, \mu_i$ are constants and the ϕ_i are functions such that $\phi_i(0) = 0$ and $\phi_i(n) > 0$ for $n \geq 1$. We assume for later use that $\lambda_{ii} = 0$ for all i . Thus a single customer moves from station i to station j at rate $\lambda_{ij}\phi_i(n_i)$, a new arrival occurs at station j at rate ν_j , and a single customer departs the system from station i at rate $\mu_i\phi_i(n_i)$. Note that departures from a station may occur at a rate which depends on the number of customers at that station.

Queueing networks defined in this rather general manner are sometimes termed ‘migration processes’ or ‘Jackson networks’. Here are some concrete instances. First, the network is termed a ‘closed migration process’ if $\nu_j = \mu_j = 0$ for all j , since in this case no arrival from or departure to the outside world is permitted. If some ν_j or μ_j is strictly positive, the network is termed an ‘open migration process’. Closed migration processes are special inasmuch as they are restricted to a subset of \mathcal{N} containing vectors \mathbf{n} having constant sum.

(3) Example. Suppose that each station i has r servers, and that each customer at that station requires a service time having the exponential distribution with parameter γ_i . On departing station i , a customer proceeds to station j ($\neq i$) with probability p_{ij} , or departs the system entirely with probability $q_i = 1 - \sum_{j:j \neq i} p_{ij}$. Assuming the usual independence, the corresponding migration process has parameters given by $\phi_i(n) = \min\{n, r\}$, $\lambda_{ij} = \gamma_i p_{ij}$, $\mu_i = \gamma_i q_i$, $\nu_j = 0$. ●

(4) Example. Suppose that customers are invisible to one another, in the sense that each proceeds around the network at rates which do not depend on the positions of other customers. In this case, we have $\phi_i(n) = n$. ●

(A) Closed migration processes. We shall explore the equilibrium behaviour of closed processes, and we assume therefore that $\nu_j = \mu_j = 0$ for all j . The number of customers is constant, and we denote this number by N .

Consider first the case $N = 1$, and suppose for convenience that $\phi_j(1) = 1$ for all j . When at station i , the single customer moves to station j at rate λ_{ij} . The customer’s position is a continuous-time Markov chain with generator $\mathbf{H} = (h_{ij})$ given by

$$(5) \quad h_{ij} = \begin{cases} \lambda_{ij} & \text{if } i \neq j, \\ -\sum_k \lambda_{ik} & \text{if } i = j. \end{cases}$$

It has an equilibrium distribution $\boldsymbol{\alpha} = (\alpha_i : i \in S)$ satisfying $\boldsymbol{\alpha}\mathbf{H} = \mathbf{0}$, which is to say that

$$(6) \quad \sum_j \alpha_j \lambda_{ji} = \alpha_i \sum_j \lambda_{ij} \quad \text{for } i \in S,$$

and we assume henceforth that α satisfies these equations. We have as usual that $\alpha_i > 0$ for all i whenever this chain is irreducible, and we suppose henceforth that this is the case. It is the case that $\sum_i \alpha_i = 1$, but this will be irrelevant in the following.

The equilibrium distribution in the case of a general closed migration process is given in the following theorem. We write \mathcal{N}_N for the set of all vectors in \mathcal{N} having sum N . Any empty product is to be interpreted as 1.

(7) Theorem. *The equilibrium distribution of an irreducible closed migration process with N customers is*

$$(8) \quad \pi(\mathbf{n}) = B_N \prod_{i=1}^c \left\{ \frac{\alpha_i^{n_i}}{\prod_{r=1}^{n_i} \phi_i(r)} \right\}, \quad \mathbf{n} \in \mathcal{N}_N,$$

where B_N is the appropriate normalizing constant.

Note the product form of the equilibrium distribution in (8). This does not imply the independence of queue lengths in equilibrium since they are constrained to have constant sum N and must therefore in general be dependent.

Proof. The process has at most one equilibrium distribution, and any such distribution $\gamma = (\gamma(\mathbf{n}) : \mathbf{n} \in \mathcal{N}_N)$ satisfies the equations

$$(9) \quad \sum_{i,j} \gamma(\mathbf{n} - \mathbf{e}_i + \mathbf{e}_j) \lambda_{ji} \phi_j(n_j + 1) = \gamma(\mathbf{n}) \sum_{i,j} \lambda_{ij} \phi_i(n_i), \quad \mathbf{n} \in \mathcal{N}_N.$$

This is a complicated system of equations. If we may solve the equation ‘for each i ’, then we obtain a solution to (9) by summing over i . Removing from (9) the summation over i , we obtain the ‘partial balance equations’

$$(10) \quad \sum_j \gamma(\mathbf{n} - \mathbf{e}_i + \mathbf{e}_j) \lambda_{ji} \phi_j(n_j + 1) = \gamma(\mathbf{n}) \sum_j \lambda_{ij} \phi_i(n_i), \quad \mathbf{n} \in \mathcal{N}_N^i, \quad i \in \mathcal{S},$$

where \mathcal{N}_N^i is the subset of \mathcal{N} containing all vectors \mathbf{n} with $n_i \geq 1$. It suffices to check that (8) satisfies (10). With π given by (8), we have that

$$\pi(\mathbf{n} - \mathbf{e}_i + \mathbf{e}_j) = \pi(\mathbf{n}) \frac{\alpha_j \phi_j(n_j)}{\alpha_i \phi_i(n_i + 1)}$$

whence π satisfies (10) if and only if

$$\sum_j \frac{\alpha_j \phi_j(n_j)}{\alpha_i \phi_i(n_i + 1)} \cdot \lambda_{ji} \phi_j(n_j + 1) = \sum_j \lambda_{ij} \phi_i(n_i), \quad \mathbf{n} \in \mathcal{N}_N^i, \quad i \in \mathcal{S}.$$

The latter equation is simply (6), and the proof is complete. ■

(11) Example. A company has exactly K incoming telephone lines and an ample number of operators. Calls arrive in the manner of a Poisson process with rate ν . Each call occupies an operator for a time which is exponentially distributed with parameter λ , and then lasts a further period of time having the exponential distribution with parameter μ . At the end of this

time, the call ceases and the line becomes available for another incoming call. Arriving calls are lost if all K channels are already in use.

Although the system of calls is a type of *open* queueing system, one may instead consider the *lines* as customers in a network having three stations. That is, at any time t the state vector of the system may be taken to be $\mathbf{n} = (n_1, n_2, n_3)$ where n_1 is the number of free lines, n_2 is the number of calls being actively serviced by an operator, and n_3 is the number of calls still in operation but no longer utilizing an operator. This leads to a closed migration process with transition rates given by

$$\begin{aligned} \lambda_{12} &= v, & \phi_1(n) &= I_{\{n \geq 1\}}, \\ \lambda_{23} &= \lambda, & \phi_2(n) &= n, \\ \lambda_{31} &= \mu, & \phi_3(n) &= n, \end{aligned}$$

where $I_{\{n \geq 1\}}$ is the indicator function that $n \geq 1$. It is an easy exercise to show from (6) that the relative sizes of $\alpha_1, \alpha_2, \alpha_3$ satisfy $\alpha_1 : \alpha_2 : \alpha_3 = v^{-1} : \lambda^{-1} : \mu^{-1}$, whence the equilibrium distribution is given by

$$(12) \quad \pi(n_1, n_2, n_3) = B \cdot \frac{1}{v^{n_1}} \cdot \frac{1}{\lambda^{n_2} n_2!} \cdot \frac{1}{\mu^{n_3} n_3!}, \quad n_1 + n_2 + n_3 = K,$$

for an appropriate constant B . ●

(B) Open migration processes. We turn now to the general situation in which customers may enter or leave the system. As in the case of a closed migration process, it is valuable to consider first an auxiliary process containing exactly one customer. We attach another station, labelled ∞ , to those already in existence, and we consider the following closed migration process on the augmented set $S \cup \{\infty\}$ of stations. There is a unique customer who, when at station i , moves to station j ($\neq i$) at rate:

$$\begin{cases} \lambda_{ij} & \text{if } 1 \leq i, j \leq c, \\ \mu_i & \text{if } j = \infty, \\ \nu_j & \text{if } i = \infty. \end{cases}$$

We assume henceforth that this auxiliary process is irreducible. Let \mathbf{J} be its generator. The chain has a unique stationary distribution $\boldsymbol{\beta} = (\beta_1, \beta_2, \dots, \beta_c, \beta_\infty)$ which satisfies $\boldsymbol{\beta}\mathbf{J} = \mathbf{0}$. In particular,

$$\beta_\infty \nu_i + \sum_{j \in S} \beta_j \lambda_{ji} = \beta_i \left(\mu_i + \sum_{j \in S} \lambda_{ij} \right) \quad \text{for } i \in S.$$

Note that $\beta_i > 0$ for $i \in S \cup \{\infty\}$. We set $\alpha_i = \beta_i / \beta_\infty$, to obtain a vector $\boldsymbol{\alpha} = (\alpha_i : i \in S)$ with strictly positive entries such that

$$(13) \quad \nu_i + \sum_j \alpha_j \lambda_{ji} = \alpha_i \left(\mu_i + \sum_j \lambda_{ij} \right) \quad \text{for } i \in S.$$

We shall make use of this vector $\boldsymbol{\alpha}$ in very much the same way as we used equation (6) for closed migration processes. We let

$$D_i = \sum_{n=0}^{\infty} \frac{\alpha_i^n}{\prod_{r=1}^n \phi_j(r)}.$$

(14) Theorem. Assume that the above auxiliary process is irreducible, and that $D_i < \infty$ for all $i \in S$. The open migration process has equilibrium distribution

$$(15) \quad \pi(\mathbf{n}) = \prod_{i=1}^c \pi_i(n_i), \quad \mathbf{n} \in \mathcal{N},$$

where

$$\pi_i(n_i) = D_i^{-1} \frac{\alpha_i^{n_i}}{\prod_{r=1}^{n_i} \phi_i(r)}.$$

Proof. The distribution $\boldsymbol{\gamma} = (\boldsymbol{\gamma}(\mathbf{n}) : \mathbf{n} \in \mathcal{N})$ is an equilibrium distribution if $\boldsymbol{\gamma}\mathbf{G} = \mathbf{0}$ where $\mathbf{G} = (g(\mathbf{n}, \mathbf{n}') : \mathbf{n}, \mathbf{n}' \in \mathcal{N})$ is the generator of the Markov chain \mathbf{Q} , which is to say that

$$(16) \quad \sum_i \boldsymbol{\gamma}(\mathbf{n} - \mathbf{e}_i) g(\mathbf{n} - \mathbf{e}_i, \mathbf{n}) + \sum_{i,j} \boldsymbol{\gamma}(\mathbf{n} - \mathbf{e}_i + \mathbf{e}_j) g(\mathbf{n} - \mathbf{e}_i + \mathbf{e}_j, \mathbf{n}) + \sum_j \boldsymbol{\gamma}(\mathbf{n} + \mathbf{e}_j) g(\mathbf{n} + \mathbf{e}_j, \mathbf{n}) \\ = \boldsymbol{\gamma}(\mathbf{n}) \left(\sum_i g(\mathbf{n}, \mathbf{n} - \mathbf{e}_i) + \sum_{i,j} g(\mathbf{n}, \mathbf{n} - \mathbf{e}_i + \mathbf{e}_j) + \sum_j g(\mathbf{n}, \mathbf{n} + \mathbf{e}_j) \right).$$

These are solved by $\boldsymbol{\gamma}$ if it satisfies the ‘partial balance equations’

$$(17) \quad \boldsymbol{\gamma}(\mathbf{n} - \mathbf{e}_i) g(\mathbf{n} - \mathbf{e}_i, \mathbf{n}) + \sum_j \boldsymbol{\gamma}(\mathbf{n} - \mathbf{e}_i + \mathbf{e}_j) g(\mathbf{n} - \mathbf{e}_i + \mathbf{e}_j, \mathbf{n}) \\ = \boldsymbol{\gamma}(\mathbf{n}) \left(g(\mathbf{n}, \mathbf{n} - \mathbf{e}_i) + \sum_j g(\mathbf{n}, \mathbf{n} - \mathbf{e}_i + \mathbf{e}_j) \right), \quad i \in S,$$

together with the equation

$$(18) \quad \sum_j \boldsymbol{\gamma}(\mathbf{n} + \mathbf{e}_j) g(\mathbf{n} + \mathbf{e}_j, \mathbf{n}) = \boldsymbol{\gamma}(\mathbf{n}) \sum_j g(\mathbf{n}, \mathbf{n} + \mathbf{e}_j).$$

We now substitute (15) into (17) and divide through by $\pi(\mathbf{n})$ to find that $\boldsymbol{\pi}$ satisfies (17) by reason of (13). Substituting $\boldsymbol{\pi}$ into (18), we obtain the equation

$$\sum_j \alpha_j \mu_j = \sum_j \nu_j,$$

whose validity follows by summing (13) over i . ■

Equation (15) has the important and striking consequence that, in equilibrium, the queue lengths at the different stations are independent random variables. Note that this equilibrium statement does not apply to the queueing process itself: the queue processes $Q_i(\cdot)$, $i \in S$, are highly dependent on one another.

It is a remarkable fact that the reversal in time of an open migration process yields another open migration process.

(19) Theorem. Let $\mathbf{Q} = (\mathbf{Q}(t) : -\infty < t < \infty)$ be an open migration process and assume that, for all t , $\mathbf{Q}(t)$ has distribution π given by Theorem (14). Then $\mathbf{Q}'(t) = \mathbf{Q}(-t)$ is an open migration network with parameters

$$\lambda'_{ij} = \frac{\alpha_j \lambda_{ji}}{\alpha_i}, \quad v'_j = \alpha_j \mu_j, \quad \mu'_i = \frac{v_i}{\alpha_i}, \quad \phi'_i(\cdot) = \phi_i(\cdot),$$

where α satisfies (13).

Proof. It is a straightforward exercise in conditional probabilities (see Problem (6.15.16)) to show that \mathbf{Q}' is a Markov chain with generator $\mathbf{G}' = (g'(\mathbf{m}, \mathbf{n}) : \mathbf{m}, \mathbf{n} \in \mathcal{N})$ given by

$$\begin{aligned} g'(\mathbf{n}, \mathbf{n} - \mathbf{e}_i + \mathbf{e}_j) &= \frac{\pi(\mathbf{n} - \mathbf{e}_i + \mathbf{e}_j)g(\mathbf{n} - \mathbf{e}_i + \mathbf{e}_j, \mathbf{n})}{\pi(\mathbf{n})} = \lambda'_{ij}\phi_i(n_i), \\ g'(\mathbf{n}, \mathbf{n} - \mathbf{e}_i) &= \frac{\pi(\mathbf{n} - \mathbf{e}_i)g(\mathbf{n} - \mathbf{e}_i, \mathbf{n})}{\pi(\mathbf{n})} = \mu'_i\phi_i(n_i), \\ g'(\mathbf{n}, \mathbf{n} + \mathbf{e}_j) &= \frac{\pi(\mathbf{n} + \mathbf{e}_j)g(\mathbf{n} + \mathbf{e}_j, \mathbf{n})}{\pi(\mathbf{n})} = v'_j, \end{aligned}$$

as required. ■

Here is one noteworthy consequence of this useful theorem. Let \mathbf{Q} be an open migration network in equilibrium, and consider the processes of departures from the network from the various stations. That is, let $D_i(t)$ be the number of customers who depart the system from station i during the time interval $[0, t]$. These departures correspond to arrivals at station i in the reversed process \mathbf{Q}' . However, such arrival processes are independent Poisson processes, with respective parameters $v'_i = \alpha_i \mu_i$. It follows that the departure processes are independent Poisson processes with these parameters.

Exercises for Section 11.7

1. Consider an open migration process with c stations, in which individuals arrive at station j at rate v_j , individuals move from i to j at rate $\lambda_{ij}\phi_i(n_i)$, and individuals depart from i at rate $\mu_i\phi_i(n_i)$, where n_i denotes the number of individuals currently at station i . Show when $\phi_i(n_i) = n_i$ for all i that the system behaves as though the customers move independently through the network. Identify the explicit form of the stationary distribution, subject to an assumption of irreducibility, and explain a connection with the Bartlett theorem of Problem (8.7.6).
2. Let Q be an $M(\lambda)/M(\mu)/s$ queue where $\lambda < s\mu$, and assume Q is in equilibrium. Show that the process of departures is a Poisson process with intensity λ , and that departures up to time t are independent of the value of $Q(t)$.
3. Customers arrive in the manner of a Poisson process with intensity λ in a shop having two servers. The service times of these servers are independent and exponentially distributed with respective parameters μ_1 and μ_2 . Arriving customers form a single queue, and the person at the head of the queue moves to the first free server. When both servers are free, the next arrival is allocated a server chosen according to one of the following rules:
 - (a) each server is equally likely to be chosen,
 - (b) the server who has been free longer is chosen.

Assume that $\lambda < \mu_1 + \mu_2$, and the process is in equilibrium. Show in each case that the process of departures from the shop is a Poisson process, and that departures prior to time t are independent of the number of people in the shop at time t .

- 4. Difficult customers.** Consider an $M(\lambda)/M(\mu)/1$ queue modified so that on completion of service the customer leaves with probability δ , or rejoins the queue with probability $1 - \delta$. Find the distribution of the total time a customer spends being served. Hence show that equilibrium is possible if $\lambda < \delta\mu$, and find the stationary distribution. Show that, in equilibrium, the departure process is Poisson, but if the rejoining customer goes to the end of the queue, the composite arrival process is not Poisson.
- 5.** Consider an open migration process in equilibrium. If there is no path by which an individual at station k can reach station j , show that the stream of individuals moving directly from station j to station k forms a Poisson process.

11.8 Problems

- 1. Finite waiting room.** Consider $M(\lambda)/M(\mu)/k$ with the constraint that arriving customers who see N customers in the line ahead of them leave and never return. Find the stationary distribution of queue length for the cases $k = 1$ and $k = 2$.
- 2. Balking.** Consider $M(\lambda)/M(\mu)/1$ with the constraint that if an arriving customer sees n customers in the line ahead of him, he joins the queue with probability $p(n)$ and otherwise leaves in disgust.
- (a) Find the stationary distribution of queue length if $p(n) = (n + 1)^{-1}$.
- (b) Find the stationary distribution π of queue length if $p(n) = 2^{-n}$, and show that the probability that an arriving customer joins the queue (in equilibrium) is $\mu(1 - \pi_0)/\lambda$.
- 3. Series.** In a Moscow supermarket customers queue at the cash desk to pay for the goods they want; then they proceed to a second line where they wait for the goods in question. If customers arrive in the shop like a Poisson process with parameter λ and all service times are independent and exponentially distributed, parameter μ_1 at the first desk and μ_2 at the second, find the stationary distributions of queue lengths, when they exist, and show that, at any given time, the two queue lengths are independent in equilibrium.
- 4. Batch (or bulk) service.** Consider $M/G/1$, with the modification that the server may serve up to m customers simultaneously. If the queue length is less than m at the beginning of a service period then she serves everybody waiting at that time. Find a formula which is satisfied by the probability generating function of the stationary distribution of queue length at the times of departures, and evaluate this generating function explicitly in the case when $m = 2$ and service times are exponentially distributed.
- 5.** Consider $M(\lambda)/M(\mu)/1$ where $\lambda < \mu$. Find the moment generating function of the length B of a typical busy period, and show that $\mathbb{E}(B) = (\mu - \lambda)^{-1}$ and $\text{var}(B) = (\lambda + \mu)/(\mu - \lambda)^3$. Show that the density function of B is

$$f_B(x) = \frac{\sqrt{\mu/\lambda}}{x} e^{-(\lambda+\mu)x} I_1(2x\sqrt{\lambda\mu}) \quad \text{for } x > 0$$

where I_1 is a modified Bessel function.

- 6.** Consider $M(\lambda)/G/1$ in equilibrium. Obtain an expression for the mean queue length at departure times. Show that the mean waiting time in equilibrium of an arriving customer is $\frac{1}{2}\lambda\mathbb{E}(S^2)/(1 - \rho)$ where S is a typical service time and $\rho = \lambda\mathbb{E}(S)$.

Amongst all possible service-time distributions with given mean, find the one for which the mean waiting time is a minimum.

- 7.** Let W_t be the time which a customer would have to wait in a $M(\lambda)/G/1$ queue if he were to arrive at time t . Show that the distribution function $F(x; t) = \mathbb{P}(W_t \leq x)$ satisfies

$$\frac{\partial F}{\partial t} = \frac{\partial F}{\partial x} - \lambda F + \lambda \mathbb{P}(W_t + S \leq x)$$

where S is a typical service time, independent of W_t .

Suppose that $F(x, t) \rightarrow H(x)$ for all x as $t \rightarrow \infty$, where H is a distribution function satisfying $0 = h - \lambda H + \lambda \mathbb{P}(U + S \leq x)$ for $x > 0$, where U is independent of S with distribution function H , and h is the density function of H on $(0, \infty)$. Show that the moment generating function M_U of U satisfies

$$M_U(\theta) = \frac{(1 - \rho)\theta}{\lambda + \theta - \lambda M_S(\theta)}$$

where ρ is the traffic intensity. You may assume that $\mathbb{P}(S = 0) = 0$.

8. Consider a G/G/1 queue in which the service times are constantly equal to 2, whilst the interarrival times take either of the values 1 and 4 with equal probability $\frac{1}{2}$. Find the limiting waiting time distribution.

9. Consider an extremely idealized model of a telephone exchange having infinitely many channels available. Calls arrive in the manner of a Poisson process with intensity λ , and each requires one channel for a length of time having the exponential distribution with parameter μ , independently of the arrival process and of the duration of other calls. Let $Q(t)$ be the number of calls being handled at time t , and suppose that $Q(0) = I$.

Determine the probability generating function of $Q(t)$, and deduce $\mathbb{E}(Q(t))$, $\mathbb{P}(Q(t) = 0)$, and the limiting distribution of $Q(t)$ as $t \rightarrow \infty$.

Assuming the queue is in equilibrium, find the proportion of time that no channels are occupied, and the mean length of an idle period. Deduce that the mean length of a busy period is $(e^{\lambda/\mu} - 1)/\lambda$.

10. Customers arrive in a shop in the manner of a Poisson process with intensity λ , where $0 < \lambda < 1$. They are served one by one in the order of their arrival, and each requires a service time of unit length. Let $Q(t)$ be the number in the queue at time t . By comparing $Q(t)$ with $Q(t + 1)$, determine the limiting distribution of $Q(t)$ as $t \rightarrow \infty$ (you may assume that the quantities in question converge). Hence show that the mean queue length in equilibrium is $\lambda(1 - \frac{1}{2}\lambda)/(1 - \lambda)$.

Let W be the waiting time of a newly arrived customer when the queue is in equilibrium. Deduce from the results above that $\mathbb{E}(W) = \frac{1}{2}\lambda/(1 - \lambda)$.

11. Consider M(λ)/D(1)/1, and suppose that the queue is empty at time 0. Let T be the earliest time at which a customer departs leaving the queue empty. Show that the moment generating function M_T of T satisfies

$$\log\left(1 - \frac{s}{\lambda}\right) + \log M_T(s) = (s - \lambda)(1 - M_T(s)),$$

and deduce the mean value of T , distinguishing between the cases $\lambda < 1$ and $\lambda \geq 1$.

12. Suppose $\lambda < \mu$, and consider a M(λ)/M(μ)/1 queue Q in equilibrium.

- Show that Q is a reversible Markov chain.
- Deduce the equilibrium distributions of queue length and waiting time.
- Show that the times of departures of customers form a Poisson process, and that $Q(t)$ is independent of the times of departures prior to t .
- Consider a sequence of K single-server queues such that customers arrive at the first in the manner of a Poisson process, and (for each j) on completing service in the j th queue each customer moves to the $(j + 1)$ th. Service times in the j th queue are exponentially distributed with parameter μ_j , with as much independence as usual. Determine the (joint) equilibrium distribution of the queue lengths, when $\lambda < \mu_j$ for all j .

13. Consider the queue M(λ)/M(μ)/ k , where $k \geq 1$. Show that a stationary distribution π exists if and only if $\lambda < k\mu$, and calculate it in this case.

Suppose that the cost of operating this system in equilibrium is

$$Ak + B \sum_{n=k}^{\infty} (n - k + 1)\pi_n,$$

the positive constants A and B representing respectively the costs of employing a server and of the dissatisfaction of delayed customers.

Show that, for fixed μ , there is a unique value λ^* in the interval $(0, \mu)$ such that it is cheaper to have $k = 1$ than $k = 2$ if and only if $\lambda < \lambda^*$.

14. Customers arrive in a shop in the manner of a Poisson process with intensity λ . They form a single queue. There are two servers, labelled 1 and 2, server i requiring an exponentially distributed time with parameter μ_i to serve any given customer. The customer at the head of the queue is served by the first idle server; when both are idle, an arriving customer is equally likely to choose either.

- Show that the queue length settles into equilibrium if and only if $\lambda < \mu_1 + \mu_2$.
- Show that, when in equilibrium, the queue length is a time-reversible Markov chain.
- Deduce the equilibrium distribution of queue length.
- Generalize your conclusions to queues with many servers.

15. Consider the $D(1)/M(\mu)/1$ queue where $\mu > 1$, and let Q_n be the number of people in the queue just before the n th arrival. Let Q_μ be a random variable having as distribution the stationary distribution of the Markov chain $\{Q_n\}$. Show that $(1 - \mu^{-1})Q_\mu$ converges in distribution as $\mu \downarrow 1$, the limit distribution being exponential with parameter 2.

16. Taxis arrive at a stand in the manner of a Poisson process with intensity τ , and passengers arrive in the manner of an (independent) Poisson process with intensity π . If there are no waiting passengers, the taxis wait until passengers arrive, and then move off with the passengers, one to each taxi. If there is no taxi, passengers wait until they arrive. Suppose that initially there are neither taxis nor passengers at the stand. Show that the probability that n passengers are waiting at time t is $(\pi/\tau)^{\frac{1}{2}n} e^{-(\pi+\tau)t} I_n(2t\sqrt{\pi\tau})$, where $I_n(x)$ is the modified Bessel function, i.e., the coefficient of z^n in the power series expansion of $\exp\{\frac{1}{2}x(z+z^{-1})\}$.

17. Machines arrive for repair as a Poisson process with intensity λ . Each repair involves two stages, the i th machine to arrive being under repair for a time $X_i + Y_i$, where the pairs (X_i, Y_i) , $i = 1, 2, \dots$, are independent with a common joint distribution. Let $U(t)$ and $V(t)$ be the numbers of machines in the X -stage and Y -stage of repair at time t . Show that $U(t)$ and $V(t)$ are independent Poisson random variables.

18. Ruin. An insurance company pays independent and identically distributed claims $\{K_n : n \geq 1\}$ at the instants of a Poisson process with intensity λ , where $\lambda\mathbb{E}(K_1) < 1$. Premiums are received at constant rate 1. Show that the maximum deficit M the company will ever accumulate has moment generating function

$$\mathbb{E}(e^{\theta M}) = \frac{(1 - \rho)\theta}{\lambda + \theta - \lambda\mathbb{E}(e^{\theta K})}.$$

19. (a) Erlang's loss formula. Consider $M(\lambda)/M(\mu)/s$ with balking, in which a customer departs immediately if, on arrival, he sees all the servers occupied ahead of him. Show that, in equilibrium, the probability that all servers are occupied is

$$\pi_s = \frac{\rho^s/s!}{\sum_{j=0}^s \rho^j/j!}, \quad \text{where } \rho = \lambda/\mu.$$

(b) Consider an $M(\lambda)/M(\mu)/\infty$ queue with channels (servers) numbered $1, 2, \dots$. On arrival, a customer will choose the lowest numbered channel that is free, and be served by that channel. Show in the notation of part (a) that the fraction p_c of time that channel c is busy is $p_c = \rho(\pi_{c-1} - \pi_c)$ for $c \geq 2$, and $p_1 = \pi_1$.

Martingales

Summary. The general theory of martingales and submartingales has many applications. After an account of the concentration inequality for martingales, the martingale convergence theorem is proved via the upcrossings inequality. Stopping times are studied, and the optional stopping theorem proved. This leads to Wald's identity and the maximal inequality. The chapter ends with a discussion of backward martingales and continuous-time martingales. Many examples of the use of martingale theory are included.

12.1 Introduction

Random processes come in many forms, and their analysis depends heavily on the assumptions that one is prepared to make about them. There are certain broad classes of processes whose general properties enable one to build attractive theories. Two such classes are Markov processes and stationary processes. A third is the class of martingales.

(1) Definition. A sequence $Y = \{Y_n : n \geq 0\}$ is a **martingale** with respect to the sequence $X = \{X_n : n \geq 0\}$ if, for all $n \geq 0$,

- (a) $\mathbb{E}|Y_n| < \infty$,
- (b) $\mathbb{E}(Y_{n+1} | X_0, X_1, \dots, X_n) = Y_n$.

A warning note: conditional expectations are ubiquitous in this chapter. Remember that they are random variables, and that formulae of the form $\mathbb{E}(A | B) = C$ generally hold only 'almost surely'. We shall omit the term 'almost surely' throughout the chapter.

Here are some examples of martingales; further examples may be found in Section 7.7.

(2) Example. Simple random walk. A particle jumps either one step to the right or one step to the left, with corresponding probabilities p and $q (= 1 - p)$. Assuming the usual independence of different moves, it is clear that the position $S_n = X_1 + X_2 + \dots + X_n$ of the particle after n steps satisfies $\mathbb{E}|S_n| \leq n$ and

$$\mathbb{E}(S_{n+1} | X_1, X_2, \dots, X_n) = S_n + (p - q),$$

whence it is easily seen that $Y_n = S_n - n(p - q)$ defines a martingale with respect to X . ●

(3) Example. The martingale. The following gambling strategy is called a martingale. A gambler has a large fortune. He wagers £1 on an evens bet. If he loses then he wagers £2

on the next bet. If he loses the first n plays, then he bets $\mathcal{L}2^n$ on the $(n + 1)$ th. He is bound to win sooner or later, say on the T th bet, at which point he ceases to play, and leaves with his profit of $2^T - (1 + 2 + 4 + \dots + 2^{T-1})$. Thus, following this strategy, he is assured an ultimate profit. This sounds like a good policy.

Writing Y_n for the accumulated gain of the gambler after the n th play (losses count negative), we have that $Y_0 = 0$ and $|Y_n| \leq 1 + 2 + \dots + 2^{n-1} = 2^n - 1$. Furthermore, $Y_{n+1} = Y_n$ if the gambler has stopped by time $n + 1$, and

$$Y_{n+1} = \begin{cases} Y_n - 2^n & \text{with probability } \frac{1}{2}, \\ Y_n + 2^n & \text{with probability } \frac{1}{2}, \end{cases}$$

otherwise, implying that $\mathbb{E}(Y_{n+1} | Y_1, Y_2, \dots, Y_n) = Y_n$. Therefore Y is a martingale (with respect to itself).

As remarked in Example (7.7.1), this martingale possesses a particularly disturbing feature. The random time T has a geometric distribution, $\mathbb{P}(T = n) = (\frac{1}{2})^n$ for $n \geq 1$, so that the mean loss of the gambler just before his ultimate win is

$$\sum_{n=1}^{\infty} (\frac{1}{2})^n (1 + 2 + \dots + 2^{n-2})$$

which equals infinity. Do not follow this strategy unless your initial capital is considerably greater than that of the casino. ●

(4) Example. De Moivre's martingale. About a century before the martingale was fashionable amongst Paris gamblers, Abraham de Moivre made use of a (mathematical) martingale to answer the following 'gambler's ruin' question. A simple random walk on the set $\{0, 1, 2, \dots, N\}$ stops when it first hits either of the absorbing barriers at 0 and at N ; what is the probability that it stops at the barrier 0?

Write X_1, X_2, \dots for the steps of the walk, and S_n for the position after n steps, where $S_0 = k$. Define $Y_n = (q/p)^{S_n}$ where $p = \mathbb{P}(X_i = 1)$, $p + q = 1$, and $0 < p < 1$. We claim that

$$(5) \quad \mathbb{E}(Y_{n+1} | X_1, X_2, \dots, X_n) = Y_n \quad \text{for all } n.$$

If S_n equals 0 or N then the process has stopped by time n , implying that $S_{n+1} = S_n$ and therefore $Y_{n+1} = Y_n$. If on the other hand $0 < S_n < N$, then

$$\begin{aligned} \mathbb{E}(Y_{n+1} | X_1, X_2, \dots, X_n) &= \mathbb{E}((q/p)^{S_n + X_{n+1}} | X_1, X_2, \dots, X_n) \\ &= (q/p)^{S_n} [p(q/p) + q(q/p)^{-1}] = Y_n, \end{aligned}$$

and (5) is proved. It follows, by taking expectations of (5), that $\mathbb{E}(Y_{n+1}) = \mathbb{E}(Y_n)$ for all n , and hence $\mathbb{E}|Y_n| = \mathbb{E}|Y_0| = (q/p)^k$ for all n . In particular Y is a martingale (with respect to the sequence X).

Let T be the number of steps before the absorption of the particle at either 0 or N . De Moivre argued as follows: $\mathbb{E}(Y_n) = (q/p)^k$ for all n , and therefore $\mathbb{E}(Y_T) = (q/p)^k$. If you are willing to accept this remark, then the answer to the original question is a simple consequence, as follows. Expanding $\mathbb{E}(Y_T)$, we have that

$$\mathbb{E}(Y_T) = (q/p)^0 p_k + (q/p)^N (1 - p_k)$$

where $p_k = \mathbb{P}(\text{absorbed at } 0 \mid S_0 = k)$. However, $\mathbb{E}(Y_T) = (q/p)^k$ by assumption, and therefore

$$p_k = \frac{\rho^k - \rho^N}{1 - \rho^N} \quad \text{where} \quad \rho = q/p$$

(so long as $\rho \neq 1$), in agreement with the calculation of Example (3.9.6).

This is a very attractive method, which relies on the statement that $\mathbb{E}(Y_T) = \mathbb{E}(Y_0)$ for a certain type of random variable T . A major part of our investigation of martingales will be to determine conditions on such random variables T which ensure that the desired statements are true. ●

(6) Example. Markov chains. Let X be a discrete-time Markov chain taking values in the countable state space S with transition matrix \mathbf{P} . Suppose that $\psi : S \rightarrow \mathbb{R}$ is bounded and *harmonic*, which is to say that

$$\sum_{j \in S} p_{ij} \psi(j) = \psi(i) \quad \text{for all } i \in S.$$

It is easily seen that $Y = \{\psi(X_n) : n \geq 0\}$ is a martingale with respect to X : simply use the Markov property in order to perform the calculation:

$$\mathbb{E}(\psi(X_{n+1}) \mid X_1, X_2, \dots, X_n) = \mathbb{E}(\psi(X_{n+1}) \mid X_n) = \sum_{j \in S} p_{X_n, j} \psi(j) = \psi(X_n).$$

More generally, suppose that ψ is a right eigenvector of \mathbf{P} , which is to say that there exists $\lambda (\neq 0)$ such that

$$\sum_{j \in S} p_{ij} \psi(j) = \lambda \psi(i), \quad i \in S.$$

Then

$$\mathbb{E}(\psi(X_{n+1}) \mid X_1, X_2, \dots, X_n) = \lambda \psi(X_n),$$

implying that $\lambda^{-n} \psi(X_n)$ defines a martingale so long as $\mathbb{E}|\psi(X_n)| < \infty$ for all n . ●

Central to the definition of a martingale is the idea of conditional expectation, a subject developed to some extent in Chapter 7. As described there, the most general form of conditional expectation is of the following nature. Let Y be a random variable on the probability space $(\Omega, \mathcal{F}, \mathbb{P})$ having finite mean, and let \mathcal{G} be a sub- σ -field of \mathcal{F} . The conditional expectation of Y given \mathcal{G} , written $\mathbb{E}(Y \mid \mathcal{G})$, is a \mathcal{G} -measurable random variable satisfying

$$(7) \quad \mathbb{E}([Y - \mathbb{E}(Y \mid \mathcal{G})]I_G) = 0 \quad \text{for all events } G \in \mathcal{G},$$

where I_G is the indicator function of G . There is a corresponding general definition of a martingale. In preparation for this, we introduce the following terminology. Suppose that $\mathcal{F} = \{\mathcal{F}_0, \mathcal{F}_1, \dots\}$ is a sequence of sub- σ -fields of \mathcal{F} ; we call \mathcal{F} a *filtration* if $\mathcal{F}_n \subseteq \mathcal{F}_{n+1}$ for all n . A sequence $Y = \{Y_n : n \geq 0\}$ is said to be *adapted* to the filtration \mathcal{F} if Y_n is \mathcal{F}_n -measurable for all n . Given a filtration \mathcal{F} , we normally write $\mathcal{F}_\infty = \lim_{n \rightarrow \infty} \mathcal{F}_n$ for the smallest σ -field containing \mathcal{F}_n for all n .

(8) Definition. Let \mathcal{F} be a filtration of the probability space $(\Omega, \mathcal{F}, \mathbb{P})$, and let Y be a sequence of random variables which is adapted to \mathcal{F} . We call the pair $(Y, \mathcal{F}) = \{(Y_n, \mathcal{F}_n) : n \geq 0\}$ a **martingale** if, for all $n \geq 0$,

- (a) $\mathbb{E}|Y_n| < \infty$,
- (b) $\mathbb{E}(Y_{n+1} | \mathcal{F}_n) = Y_n$.

The former definition (1) is retrieved by choosing $\mathcal{F}_n = \sigma(X_0, X_1, \dots, X_n)$, the smallest σ -field with respect to which each of the variables X_0, X_1, \dots, X_n is measurable. We shall sometimes suppress reference to the filtration \mathcal{F} , speaking only of a martingale Y .

Note that, if Y is a martingale with respect to \mathcal{F} , then it is also a martingale with respect to \mathcal{G} where $\mathcal{G}_n = \sigma(Y_0, Y_1, \dots, Y_n)$. A further minor point is that martingales need not be infinite in extent: a finite sequence $\{(Y_n, \mathcal{F}_n) : 0 \leq n \leq N\}$ satisfying the above definition is also termed a martingale.

There are many cases of interest in which the martingale condition $\mathbb{E}(Y_{n+1} | \mathcal{F}_n) = Y_n$ does not hold, being replaced instead by an inequality: $\mathbb{E}(Y_{n+1} | \mathcal{F}_n) \geq Y_n$ for all n , or $\mathbb{E}(Y_{n+1} | \mathcal{F}_n) \leq Y_n$ for all n . Sequences satisfying such inequalities have many of the properties of martingales, and we have special names for them.

(9) Definition. Let \mathcal{F} be a filtration of the probability space $(\Omega, \mathcal{F}, \mathbb{P})$, and let Y be a sequence of random variables which is adapted to \mathcal{F} . We call the pair (Y, \mathcal{F}) a **submartingale** if, for all $n \geq 0$,

- (a) $\mathbb{E}(Y_n^+) < \infty$,
- (b) $\mathbb{E}(Y_{n+1} | \mathcal{F}_n) \geq Y_n$,

or a **supermartingale** if, for all $n \geq 0$,

- (c) $\mathbb{E}(Y_n^-) < \infty$,
- (d) $\mathbb{E}(Y_{n+1} | \mathcal{F}_n) \leq Y_n$.

Remember that $X^+ = \max\{0, X\}$ and $X^- = -\min\{0, X\}$, so that $X = X^+ - X^-$ and $|X| = X^+ + X^-$. The moment conditions (a) and (c) are weaker than the condition that $\mathbb{E}|Y_n| < \infty$. Note that Y is a martingale if and only if it is both a submartingale and a supermartingale. Also, Y is a submartingale if and only if $-Y$ is a supermartingale.

Sometimes we shall write that (Y_n, \mathcal{F}_n) is a (sub/super)martingale in cases where we mean the corresponding statement for (Y, \mathcal{F}) .

It can be somewhat tiresome to deal with sub(/super)martingales and martingales separately, keeping track of their various properties. The general picture is somewhat simplified by the following result, which expresses a submartingale as the sum of a martingale and an increasing ‘predictable’ process. We shall not make use of this decomposition in the rest of the chapter. Here is a piece of notation. We call the pair $(S, \mathcal{F}) = \{(S_n, \mathcal{F}_n) : n \geq 0\}$ *predictable* if S_n is \mathcal{F}_{n-1} -measurable for all $n \geq 1$. We call a predictable process (S, \mathcal{F}) *increasing* if $S_0 = 0$ and $\mathbb{P}(S_n \leq S_{n+1}) = 1$ for all n .

(10) Theorem. Doob decomposition. *A submartingale (Y, \mathcal{F}) with finite means may be expressed in the form*

$$(11) \quad Y_n = M_n + S_n$$

where (M, \mathcal{F}) is a martingale, and (S, \mathcal{F}) is an increasing predictable process. This decomposition is unique.

The process (S, \mathcal{F}) in (11) is called the *compensator* of the submartingale (Y, \mathcal{F}) . Note that compensators have finite mean, since $0 \leq S_n \leq Y_n^+ - M_n$, implying that

$$(12) \quad \mathbb{E}|S_n| \leq \mathbb{E}(Y_n^+) + \mathbb{E}|M_n|.$$

Proof. We define M and S explicitly as follows: $M_0 = Y_0, S_0 = 0,$

$$M_{n+1} - M_n = Y_{n+1} - \mathbb{E}(Y_{n+1} | \mathcal{F}_n), \quad S_{n+1} - S_n = \mathbb{E}(Y_{n+1} | \mathcal{F}_n) - Y_n,$$

for $n \geq 0$. It is easy to check (*exercise*) that (M, \mathcal{F}) and (S, \mathcal{F}) satisfy the statement of the theorem. To see uniqueness, suppose that $Y_n = M'_n + S'_n$ is another such decomposition. Then

$$\begin{aligned} Y_{n+1} - Y_n &= (M'_{n+1} - M'_n) + (S'_{n+1} - S'_n) \\ &= (M_{n+1} - M_n) + (S_{n+1} - S_n). \end{aligned}$$

Take conditional expectations given \mathcal{F}_n to obtain $S'_{n+1} - S'_n = S_{n+1} - S_n, n \geq 0$. However, $S'_0 = S_0 = 0$, and therefore $S'_n = S_n$, implying that $M'_n = M_n$. (Most of the last few statements should be qualified by ‘almost surely’.) ■

Exercises for Section 12.1

1. (i) If (Y, \mathcal{F}) is a martingale, show that $\mathbb{E}(Y_n) = \mathbb{E}(Y_0)$ for all n .
 (ii) If (Y, \mathcal{F}) is a submartingale (respectively supermartingale) with finite means, show that $\mathbb{E}(Y_n) \geq \mathbb{E}(Y_0)$ (respectively $\mathbb{E}(Y_n) \leq \mathbb{E}(Y_0)$).
2. Let (Y, \mathcal{F}) be a martingale, and show that $\mathbb{E}(Y_{n+m} | \mathcal{F}_n) = Y_n$ for all $n, m \geq 0$.
3. Let Z_n be the size of the n th generation of a branching process with $Z_0 = 1$, having mean family size μ and extinction probability η . Show that $Z_n \mu^{-n}$ and η^{Z_n} define martingales.
4. Let $\{S_n : n \geq 0\}$ be a simple symmetric random walk on the integers with $S_0 = k$. Show that S_n and $S_n^2 - n$ are martingales. Making assumptions similar to those of de Moivre (see Example (12.1.4)), find the probability of ruin and the expected duration of the game for the gambler’s ruin problem.
5. Let (Y, \mathcal{F}) be a martingale with the property that $\mathbb{E}(Y_n^2) < \infty$ for all n . Show that, for $i \leq j \leq k$, $\mathbb{E}\{(Y_k - Y_j)Y_i\} = 0$, and $\mathbb{E}\{(Y_k - Y_j)^2 | \mathcal{F}_i\} = \mathbb{E}(Y_k^2 | \mathcal{F}_i) - \mathbb{E}(Y_j^2 | \mathcal{F}_i)$. Suppose there exists K such that $\mathbb{E}(Y_n^2) \leq K$ for all n . Show that the sequence $\{Y_n\}$ converges in mean square as $n \rightarrow \infty$.
6. Let Y be a martingale and let u be a convex function mapping \mathbb{R} to \mathbb{R} . Show that $\{u(Y_n) : n \geq 0\}$ is a submartingale provided that $\mathbb{E}(u(Y_n)^+) < \infty$ for all n .
 Show that $|Y_n|, Y_n^2,$ and Y_n^+ constitute submartingales whenever the appropriate moment conditions are satisfied.
7. Let Y be a submartingale and let u be a convex non-decreasing function mapping \mathbb{R} to \mathbb{R} . Show that $\{u(Y_n) : n \geq 0\}$ is a submartingale provided that $\mathbb{E}(u(Y_n)^+) < \infty$ for all n .
 Show that (subject to a moment condition) Y_n^+ constitutes a submartingale, but that $|Y_n|$ and Y_n^2 need not constitute submartingales.
8. Let X be a discrete-time Markov chain with countable state space S and transition matrix \mathbf{P} . Suppose that $\psi : S \rightarrow \mathbb{R}$ is bounded and satisfies $\sum_{j \in S} p_{ij} \psi(j) \leq \lambda \psi(i)$ for some $\lambda > 0$ and all $i \in S$. Show that $\lambda^{-n} \psi(X_n)$ constitutes a supermartingale.
9. Let $G_n(s)$ be the probability generating function of the size Z_n of the n th generation of a branching process, where $Z_0 = 1$ and $\text{var}(Z_1) > 0$. Let H_n be the inverse function of the function G_n , viewed as a function on the interval $[0, 1]$, and show that $M_n = \{H_n(s)\}^{Z_n}$ defines a martingale with respect to the sequence Z .

12.2 Martingale differences and Hoeffding's inequality

Much of the theory of martingales is concerned with their behaviour as $n \rightarrow \infty$, and particularly with their properties of convergence. Of supreme importance is the martingale convergence theorem, a general result of great power and with many applications. Before giving an account of that theorem (in the next section), we describe a bound on the degree of fluctuation of a martingale. This bound is straightforward to derive and has many important applications.

Let (Y, \mathcal{F}) be a martingale. The sequence of *martingale differences* is the sequence $D = \{D_n : n \geq 1\}$ defined by $D_n = Y_n - Y_{n-1}$, so that

$$(1) \quad Y_n = Y_0 + \sum_{i=1}^n D_i.$$

Note that the sequence D is such that D_n is \mathcal{F}_n -measurable, $\mathbb{E}|D_n| < \infty$, and

$$(2) \quad \mathbb{E}(D_{n+1} | \mathcal{F}_n) = 0 \quad \text{for all } n.$$

(3) Theorem. Hoeffding's inequality. *Let (Y, \mathcal{F}) be a martingale, and suppose that there exists a sequence K_1, K_2, \dots of real numbers such that $\mathbb{P}(|Y_n - Y_{n-1}| \leq K_n) = 1$ for all n . Then*

$$\mathbb{P}(|Y_n - Y_0| \geq x) \leq 2 \exp\left(-\frac{1}{2}x^2 \left/ \sum_{i=1}^n K_i^2\right.\right), \quad x > 0.$$

That is to say, if the martingale differences are bounded (almost surely) then there is only a small chance of a large deviation of Y_n from its initial value Y_0 .

Proof. We begin with an elementary inequality. If $\psi > 0$, the function $g(d) = e^{\psi d}$ is convex, whence it follows that

$$(4) \quad e^{\psi d} \leq \frac{1}{2}(1-d)e^{-\psi} + \frac{1}{2}(1+d)e^{\psi} \quad \text{if } |d| \leq 1.$$

Applying this to a random variable D having mean 0 and satisfying $\mathbb{P}(|D| \leq 1) = 1$, we obtain

$$(5) \quad \mathbb{E}(e^{\psi D}) \leq \frac{1}{2}(e^{-\psi} + e^{\psi}) < e^{\frac{1}{2}\psi^2},$$

by a comparison of the coefficients of ψ^{2n} for $n \geq 0$.

Moving to the proof proper, it is a consequence of Markov's inequality, Theorem (7.3.1), that

$$(6) \quad \mathbb{P}(Y_n - Y_0 \geq x) \leq e^{-\theta x} \mathbb{E}(e^{\theta(Y_n - Y_0)})$$

for $\theta > 0$. Writing $D_n = Y_n - Y_{n-1}$, we have that

$$\mathbb{E}(e^{\theta(Y_n - Y_0)}) = \mathbb{E}(e^{\theta(Y_{n-1} - Y_0)} e^{\theta D_n}).$$

By conditioning on \mathcal{F}_{n-1} , we obtain

$$(7) \quad \begin{aligned} \mathbb{E}(e^{\theta(Y_n - Y_0)} \mid \mathcal{F}_{n-1}) &= e^{\theta(Y_{n-1} - Y_0)} \mathbb{E}(e^{\theta D_n} \mid \mathcal{F}_{n-1}) \\ &\leq e^{\theta(Y_{n-1} - Y_0)} \exp\left(\frac{1}{2}\theta^2 K_n^2\right), \end{aligned}$$

where we have used the fact that $Y_{n-1} - Y_0$ is \mathcal{F}_{n-1} -measurable, in addition to (5) applied to the random variable D_n/K_n . We take expectations of (7) and iterate to find that

$$\mathbb{E}(e^{\theta(Y_n - Y_0)}) \leq \mathbb{E}(e^{\theta(Y_{n-1} - Y_0)}) \exp\left(\frac{1}{2}\theta^2 K_n^2\right) \leq \exp\left(\frac{1}{2}\theta^2 \sum_{i=1}^n K_i^2\right).$$

Therefore, by (6),

$$\mathbb{P}(Y_n - Y_0 \geq x) \leq \exp\left(-\theta x + \frac{1}{2}\theta^2 \sum_{i=1}^n K_i^2\right)$$

for all $\theta > 0$. Suppose $x > 0$, and set $\theta = x / \sum_{i=1}^n K_i^2$ (this is the value which minimizes the exponent); we obtain

$$\mathbb{P}(Y_n - Y_0 \geq x) \leq \exp\left(-\frac{1}{2}x^2 / \sum_{i=1}^n K_i^2\right), \quad x > 0.$$

The same argument is valid with $Y_n - Y_0$ replaced by $Y_0 - Y_n$, and the claim of the theorem follows by adding the two (identical) bounds together. ■

(8) Example. Large deviations. Let X_1, X_2, \dots be independent random variables, X_i having the Bernoulli distribution with parameter p . We set $S_n = X_1 + X_2 + \dots + X_n$ and $Y_n = S_n - np$ to obtain a martingale Y . It is a consequence of Hoeffding's inequality that

$$\mathbb{P}(|S_n - np| \geq x\sqrt{n}) \leq 2 \exp(-\frac{1}{2}x^2/\mu) \quad \text{for } x > 0,$$

where $\mu = \max\{p, 1-p\}$. This is an inequality of a type encountered already as Bernstein's inequality (2.2.4), and explored in greater depth in Section 5.11. ●

(9) Example. Bin packing. The bin packing problem is a basic problem of operations research. Given n objects with sizes x_1, x_2, \dots, x_n , and an unlimited collection of bins each of size 1, what is the minimum number of bins required in order to pack the objects? In the randomized version of this problem, we suppose that the objects have independent random sizes X_1, X_2, \dots having some common distribution on $[0, 1]$. Let B_n be the (random) number of bins required in order to pack X_1, X_2, \dots, X_n efficiently; that is, B_n is the minimum number of bins of unit capacity such that the sum of the sizes of the objects in any given bin does not exceed its capacity. It may be shown that B_n grows approximately linearly in n , in that there exists a positive constant β such that $n^{-1}B_n \rightarrow \beta$ a.s. and in mean square as $n \rightarrow \infty$. We shall not prove this here, but note its consequence:

$$(10) \quad \frac{1}{n} \mathbb{E}(B_n) \rightarrow \beta \quad \text{as } n \rightarrow \infty.$$

The next question might be to ask how close B_n is to its mean value $\mathbb{E}(B_n)$, and Hoeffding's inequality may be brought to bear here. For $i \leq n$, let $Y_i = \mathbb{E}(B_n \mid \mathcal{F}_i)$, where \mathcal{F}_i is the σ -field generated by X_1, X_2, \dots, X_i . It is easily seen that (Y, \mathcal{F}) is a martingale, albeit one of finite length. Furthermore $Y_n = B_n$, and $Y_0 = \mathbb{E}(B_n)$ since \mathcal{F}_0 is the trivial σ -field $\{\emptyset, \Omega\}$.

Now, let $B_n(i)$ be the minimal number of bins required in order to pack all the objects *except* the i th. Since the objects are packed efficiently, we must have $B_n(i) \leq B_n \leq B_n(i) + 1$. Taking conditional expectations given \mathcal{F}_{i-1} and \mathcal{F}_i , we obtain

$$(11) \quad \begin{aligned} \mathbb{E}(B_n(i) \mid \mathcal{F}_{i-1}) &\leq Y_{i-1} \leq \mathbb{E}(B_n(i) \mid \mathcal{F}_{i-1}) + 1, \\ \mathbb{E}(B_n(i) \mid \mathcal{F}_i) &\leq Y_i \leq \mathbb{E}(B_n(i) \mid \mathcal{F}_i) + 1. \end{aligned}$$

However, $\mathbb{E}(B_n(i) \mid \mathcal{F}_{i-1}) = \mathbb{E}(B_n(i) \mid \mathcal{F}_i)$, since we are not required to pack the i th object, and hence knowledge of X_i is irrelevant. It follows from (11) that $|Y_i - Y_{i-1}| \leq 1$. We may now apply Hoeffding's inequality (3) to find that

$$(12) \quad \mathbb{P}(|B_n - \mathbb{E}(B_n)| \geq x) \leq 2 \exp(-\frac{1}{2}x^2/n), \quad x > 0.$$

For example, setting $x = \epsilon n$, we see that the chance that B_n deviates from its mean by ϵn (or more) decays exponentially in n as $n \rightarrow \infty$. Using (10) we have also that, as $n \rightarrow \infty$,

$$(13) \quad \mathbb{P}(|B_n - \beta n| \geq \epsilon n) \leq 2 \exp\{-\frac{1}{2}\epsilon^2 n[1 + o(1)]\}. \quad \bullet$$

(14) Example. Travelling salesman problem. A travelling salesman is required to visit n towns but may choose his route. How does he find the shortest possible route, and how long is it? Here is a randomized version of the problem. Let $P_1 = (U_1, V_1), P_2 = (U_2, V_2), \dots, P_n = (U_n, V_n)$ be independent and uniformly distributed points in the unit square $[0, 1]^2$; that is, suppose that $U_1, U_2, \dots, U_n, V_1, V_2, \dots, V_n$ are independent random variables each having the uniform distribution on $[0, 1]$. It is required to tour these points using an aeroplane. If we tour them in the order $P_{\pi(1)}, P_{\pi(2)}, \dots, P_{\pi(n)}$, for some permutation π of $\{1, 2, \dots, n\}$, the total length of the journey is

$$d(\pi) = \sum_{i=1}^{n-1} |P_{\pi(i+1)} - P_{\pi(i)}| + |P_{\pi(n)} - P_{\pi(1)}|$$

where $|\cdot|$ denotes Euclidean distance. The shortest tour has length $D_n = \min_{\pi} d(\pi)$. It turns out that the asymptotic behaviour of D_n for large n is given as follows: there exists a positive constant τ such that $D_n/\sqrt{n} \rightarrow \tau$ a.s. and in mean square. We shall not prove this, but note the consequence that

$$(15) \quad \frac{1}{\sqrt{n}} \mathbb{E}(D_n) \rightarrow \tau \quad \text{as } n \rightarrow \infty.$$

How close is D_n to its mean? As in the case of bin packing, this question may be answered in part with the aid of Hoeffding's inequality. Once again, we set $Y_i = \mathbb{E}(D_n \mid \mathcal{F}_i)$ for $i \leq n$, where \mathcal{F}_i is the σ -field generated by P_1, P_2, \dots, P_i . As before, (Y, \mathcal{F}) is a martingale, and $Y_n = D_n, Y_0 = \mathbb{E}(D_n)$.

Let $D_n(i)$ be the minimal tour-length through the points $P_1, P_2, \dots, P_{i-1}, P_{i+1}, \dots, P_n$, and note that $\mathbb{E}(D_n(i) \mid \mathcal{F}_i) = \mathbb{E}(D_n(i) \mid \mathcal{F}_{i-1})$. The vital inequality is

$$(16) \quad D_n(i) \leq D_n \leq D_n(i) + 2Z_i, \quad i \leq n - 1,$$

where Z_i is the shortest distance from P_i to one of the points $P_{i+1}, P_{i+2}, \dots, P_n$. It is obvious that $D_n \geq D_n(i)$ since every tour of all n points includes a tour of the subset $P_1, \dots, P_{i-1}, P_{i+1}, \dots, P_n$. To obtain the second inequality of (16), we argue as follows. Suppose that P_j is the closest point to P_i amongst the set $\{P_{i+1}, P_{i+2}, \dots, P_n\}$. One way of visiting all n points is to follow the optimal tour of $P_1, \dots, P_{i-1}, P_{i+1}, \dots, P_n$, and on arriving at P_j we make a return trip to P_i . The resulting trajectory is not quite a tour, but it can be turned into a tour by not landing at P_j on the return but going directly to the next point; the resulting tour has length no greater than $D_n(i) + 2Z_i$.

We take conditional expectations of (16) to obtain

$$\begin{aligned} \mathbb{E}(D_n(i) \mid \mathcal{F}_{i-1}) &\leq Y_{i-1} \leq \mathbb{E}(D_n(i) \mid \mathcal{F}_{i-1}) + 2\mathbb{E}(Z_i \mid \mathcal{F}_{i-1}), \\ \mathbb{E}(D_n(i) \mid \mathcal{F}_i) &\leq Y_i \leq \mathbb{E}(D_n(i) \mid \mathcal{F}_i) + 2\mathbb{E}(Z_i \mid \mathcal{F}_i), \end{aligned}$$

and hence

$$(17) \quad |Y_i - Y_{i-1}| \leq 2 \max\{\mathbb{E}(Z_i \mid \mathcal{F}_i), \mathbb{E}(Z_i \mid \mathcal{F}_{i-1})\}, \quad i \leq n - 1.$$

In order to estimate the right side here, let $Q \in [0, 1]^2$, and let $Z_i(Q)$ be the shortest distance from Q to the closest of a collection of $n - i$ points chosen uniformly at random from the unit square. If $Z_i(Q) > x$ then no point lies within the circle $C(x, Q)$ having radius x and centre at Q . Note that $\sqrt{2}$ is the largest possible distance between two points in the square. Now, there exists c such that, for all $x \in (0, \sqrt{2}]$, the intersection of $C(x, Q)$ with the unit square has area at least cx^2 , uniformly in Q . Therefore

$$(18) \quad \mathbb{P}(Z_i(Q) > x) \leq (1 - cx^2)^{n-i}, \quad 0 < x \leq \sqrt{2}.$$

Integrating over x , we find that

$$\mathbb{E}(Z_i(Q)) \leq \int_0^{\sqrt{2}} (1 - cx^2)^{n-i} dx \leq \int_0^{\sqrt{2}} e^{-cx^2(n-i)} dx < \frac{C}{\sqrt{n-i}}$$

for some constant C ; (*exercise*). Returning to (17), we deduce that the random variables $\mathbb{E}(Z_i \mid \mathcal{F}_i)$ and $\mathbb{E}(Z_i \mid \mathcal{F}_{i-1})$ are smaller than $C/\sqrt{n-i}$, whence $|Y_i - Y_{i-1}| \leq 2C/\sqrt{n-i}$ for $i \leq n - 1$. For the case $i = n$, we use the trivial bound $|Y_n - Y_{n-1}| \leq 2\sqrt{2}$, being twice the length of the diagonal of the square.

Applying Hoeffding's inequality, we obtain

$$(19) \quad \mathbb{P}(|D_n - \mathbb{E}D_n| \geq x) \leq 2 \exp\left(-\frac{x^2}{2(8 + \sum_{i=1}^{n-1} 4C^2/i)}\right) \leq 2 \exp(-Ax^2/\log n), \quad x > 0,$$

for some positive constant A . Combining this with (15), we find that

$$\mathbb{P}(|D_n - \tau\sqrt{n}| \geq \epsilon\sqrt{n}) \leq 2 \exp(-B\epsilon^2 n / \log n), \quad \epsilon > 0,$$

for some positive constant B and all large n . ●

(20) Example. Markov chains. Let $X = \{X_n : n \geq 0\}$ be an irreducible aperiodic Markov chain on the finite state space S with transition matrix \mathbf{P} . Denote by π the stationary distribution of X , and suppose that X_0 has distribution π , so that X is stationary. Fix a state $s \in S$, and let $N(n)$ be the number of visits of X_1, X_2, \dots, X_n to s . The sequence N is a delayed renewal process and therefore $n^{-1}N(n) \xrightarrow{\text{a.s.}} \pi_s$ as $n \rightarrow \infty$. The convergence is rather fast, as the following (somewhat overcomplicated) argument indicates.

Let $\mathcal{F}_0 = \{\emptyset, \Omega\}$ and, for $0 < m \leq n$, let $\mathcal{F}_m = \sigma(X_1, X_2, \dots, X_m)$. Set $Y_m = \mathbb{E}(N(n) \mid \mathcal{F}_m)$ for $m \geq 0$, so that (Y_m, \mathcal{F}_m) is a martingale. Note that $Y_n = N(n)$ and $Y_0 = \mathbb{E}(N(n)) = n\pi_s$ by stationarity.

We write $N(m, n) = N(n) - N(m)$, $0 \leq m \leq n$, the number of visits to s by the subsequence $X_{m+1}, X_{m+2}, \dots, X_n$. Now

$$Y_m = \mathbb{E}(N(m) \mid \mathcal{F}_m) + \mathbb{E}(N(m, n) \mid \mathcal{F}_m) = N(m) + \mathbb{E}(N(m, n) \mid X_m)$$

by the Markov property. Therefore, if $m \geq 1$,

$$\begin{aligned} Y_m - Y_{m-1} &= [N(m) - N(m-1)] + [\mathbb{E}(N(m, n) \mid X_m) - \mathbb{E}(N(m-1, n) \mid X_{m-1})] \\ &= \mathbb{E}(N(m-1, n) \mid X_m) - \mathbb{E}(N(m-1, n) \mid X_{m-1}) \end{aligned}$$

since $N(m) - N(m-1) = \delta_{X_m, s}$, the Kronecker delta. It follows that

$$\begin{aligned} |Y_m - Y_{m-1}| &\leq \max_{t, u \in S} |\mathbb{E}(N(m-1, n) \mid X_m = t) - \mathbb{E}(N(m-1, n) \mid X_{m-1} = u)| \\ &= \max_{t, u \in S} |D_m(t, u)| \end{aligned}$$

where, by the time homogeneity of the process,

$$(21) \quad D_m(t, u) = \mathbb{E}(N(n-m+1) \mid X_1 = t) - \mathbb{E}(N(n-m+1) \mid X_0 = u).$$

It is easily seen that

$$\mathbb{E}(N(n-m+1) \mid X_1 = t) \leq \delta_{ts} + \mathbb{E}(T_{tu}) + \mathbb{E}(N(n-m+1) \mid X_0 = u),$$

where $\mathbb{E}(T_{xy})$ is the mean first-passage time from state x to state y ; just wait for the first passage to u , counting one for each moment which elapses. Similarly

$$\mathbb{E}(N(n-m+1) \mid X_0 = u) \leq \mathbb{E}(T_{ut}) + \mathbb{E}(N(n-m+1) \mid X_1 = t).$$

Hence, by (21), $|D_m(t, u)| \leq 1 + \max\{\mathbb{E}(T_{tu}), \mathbb{E}(T_{ut})\}$, implying that

$$(22) \quad |Y_m - Y_{m-1}| \leq 1 + \mu$$

where $\mu = \max\{\mathbb{E}(T_{xy}) : x, y \in S\}$; note that $\mu < \infty$ since S is finite. Applying Hoeffding's inequality, we deduce that

$$\mathbb{P}(|N(n) - n\pi_s| \geq x) \leq 2 \exp\left(-\frac{x^2}{2n(\mu + 1)}\right), \quad x > 0.$$

Setting $x = n\epsilon$, we obtain

$$(23) \quad \mathbb{P}\left(\left|\frac{1}{n}N(n) - \pi_s\right| \geq \epsilon\right) \leq 2 \exp\left(-\frac{n\epsilon^2}{2(\mu + 1)}\right), \quad \epsilon > 0,$$

a large-deviation estimate which decays exponentially fast as $n \rightarrow \infty$. Similar inequalities may be established by other means, more elementary than those used above. ●

Exercises for Section 12.2

1. Knapsack problem. It is required to pack a knapsack to maximum benefit. Suppose you have n objects, the i th object having volume V_i and worth W_i , where $V_1, V_2, \dots, V_n, W_1, W_2, \dots, W_n$ are independent non-negative random variables with finite means, and $W_i \leq M$ for all i and some fixed M . Your knapsack has volume c , and you wish to maximize the total worth of the objects packed in it. That is, you wish to find the vector z_1, z_2, \dots, z_n of 0's and 1's such that $\sum_1^n z_i V_i \leq c$ and which maximizes $\sum_1^n z_i W_i$. Let Z be the maximal possible worth of the knapsack's contents, and show that $\mathbb{P}(|Z - \mathbb{E}Z| \geq x) \leq 2 \exp\{-x^2/(2nM^2)\}$ for $x > 0$.

2. Graph colouring. Given n vertices v_1, v_2, \dots, v_n , for each $1 \leq i < j \leq n$ we place an edge between v_i and v_j with probability p ; different pairs are joined independently of each other. We call v_i and v_j neighbours if they are joined by an edge. The chromatic number χ of the ensuing graph is the minimal number of pencils of different colours which are required in order that each vertex may be coloured differently from each of its neighbours. Show that $\mathbb{P}(|\chi - \mathbb{E}\chi| \geq x) \leq 2 \exp\{-\frac{1}{2}x^2/n\}$ for $x > 0$.

12.3 Crossings and convergence

Martingales are of immense value in proving convergence theorems, and the following famous result has many applications.

(1) Martingale convergence theorem. Let (Y, \mathcal{F}) be a submartingale and suppose that $\mathbb{E}(Y_n^+) \leq M$ for some M and all n . There exists a random variable Y_∞ such that $Y_n \xrightarrow{\text{a.s.}} Y_\infty$ as $n \rightarrow \infty$. We have in addition that:

- (i) Y_∞ has finite mean if $\mathbb{E}|Y_0| < \infty$, and
- (ii) $Y_n \xrightarrow{1} Y_\infty$ if the sequence $\{Y_n : n \geq 0\}$ is uniformly integrable.

It follows of course that any submartingale or supermartingale (Y, \mathcal{F}) converges almost surely if it satisfies $\mathbb{E}|Y_n| \leq M$.

The key step in the classical proof of this theorem is 'Snell's upcrossings inequality'. Suppose that $y = \{y_n : n \geq 0\}$ is a real sequence, and $[a, b]$ is a real interval. An upcrossing of $[a, b]$ is defined to be a crossing by y of $[a, b]$ in the upwards direction. More precisely, we define $T_1 = \min\{n : y_n \leq a\}$, the first time that y hits the interval $(-\infty, a]$, and

$T_2 = \min\{n > T_1 : y_n \geq b\}$, the first subsequent time when y hits $[b, \infty)$; we call the interval $[T_1, T_2]$ an *upcrossing* of $[a, b]$. In addition, let

$$T_{2k-1} = \min\{n > T_{2k-2} : y_n \leq a\}, \quad T_{2k} = \min\{n > T_{2k-1} : y_n \geq b\},$$

for $k \geq 2$, so that the upcrossings of $[a, b]$ are the intervals $[T_{2k-1}, T_{2k}]$ for $k \geq 1$. Let $U_n(a, b; y)$ be the number of upcrossings of $[a, b]$ by the subsequence y_0, y_1, \dots, y_n , and let $U(a, b; y) = \lim_{n \rightarrow \infty} U_n(a, b; y)$ be the total number of such upcrossings by y .

(2) Lemma. *If $U(a, b; y) < \infty$ for all rationals a and b satisfying $a < b$, then $\lim_{n \rightarrow \infty} y_n$ exists (but may be infinite).*

Proof. If $\lambda = \liminf_{n \rightarrow \infty} y_n$ and $\mu = \limsup_{n \rightarrow \infty} y_n$ satisfy $\lambda < \mu$ then there exist rationals a, b such that $\lambda < a < b < \mu$. Now $y_n \leq a$ for infinitely many n , and $y_n \geq b$ similarly, implying that $U(a, b; y) = \infty$, a contradiction. Therefore $\lambda = \mu$. ■

Suppose now that (Y, \mathcal{F}) is a submartingale, and let $U_n(a, b; Y)$ be the number of upcrossings of $[a, b]$ by Y up to time n .

(3) Theorem. Upcrossings inequality. *If $a < b$ then*

$$\mathbb{E}U_n(a, b; Y) \leq \frac{\mathbb{E}((Y_n - a)^+)}{b - a}.$$

Proof. Setting $Z_n = (Y_n - a)^+$, we have by Exercise (12.1.7) that (Z, \mathcal{F}) is a non-negative submartingale. Upcrossings by Y of $[a, b]$ correspond to upcrossings by Z of $[0, b - a]$, so that $U_n(a, b; Y) = U_n(0, b - a; Z)$.

Let $[T_{2k-1}, T_{2k}]$, $k \geq 1$, be the upcrossings by Z of $[0, b - a]$, and define the indicator functions

$$I_i = \begin{cases} 1 & \text{if } i \in (T_{2k-1}, T_{2k}] \text{ for some } k, \\ 0 & \text{otherwise.} \end{cases}$$

Note that I_i is \mathcal{F}_{i-1} -measurable, since

$$\{I_i = 1\} = \bigcup_k \{T_{2k-1} \leq i - 1\} \setminus \{T_{2k} \leq i - 1\},$$

an event which depends on Y_0, Y_1, \dots, Y_{i-1} only. Now

$$(4) \quad (b - a)U_n(0, b - a; Z) \leq \mathbb{E} \left(\sum_{i=1}^n (Z_i - Z_{i-1}) I_i \right),$$

since each upcrossing of $[0, b - a]$ contributes an amount of at least $b - a$ to the summation. However

$$(5) \quad \mathbb{E}((Z_i - Z_{i-1}) I_i) = \mathbb{E}(\mathbb{E}[(Z_i - Z_{i-1}) I_i \mid \mathcal{F}_{i-1}]) = \mathbb{E}(I_i [\mathbb{E}(Z_i \mid \mathcal{F}_{i-1}) - Z_{i-1}]) \\ \leq \mathbb{E}[\mathbb{E}(Z_i \mid \mathcal{F}_{i-1}) - Z_{i-1}] = \mathbb{E}(Z_i) - \mathbb{E}(Z_{i-1})$$

where we have used the fact that Z is a submartingale to obtain the inequality. Summing over i , we obtain from (4) that

$$(b - a)U_n(0, b - a; Z) \leq \mathbb{E}(Z_n) - \mathbb{E}(Z_0) \leq \mathbb{E}(Z_n)$$

and the lemma is proved. ■

Proof of Theorem (1). Suppose (Y, \mathcal{F}) is a submartingale and $\mathbb{E}(Y_n^+) \leq M$ for all n . We have from the upcrossings inequality that, if $a < b$,

$$\mathbb{E}U_n(a, b; Y) \leq \frac{\mathbb{E}(Y_n^+) + |a|}{b - a}$$

so that $U(a, b; Y) = \lim_{n \rightarrow \infty} U_n(a, b; Y)$ satisfies

$$\mathbb{E}U(a, b; Y) = \lim_{n \rightarrow \infty} \mathbb{E}U_n(a, b; Y) \leq \frac{M + |a|}{b - a}$$

for all $a < b$. Therefore $U(a, b; Y) < \infty$ a.s. for all $a < b$. Since there are only countably many rationals, it follows that, with probability 1, $U(a, b; Y) < \infty$ for all rational a and b . By Lemma (2), the sequence Y_n converges almost surely to some limit Y_∞ . We argue as follows to show that $\mathbb{P}(|Y_\infty| < \infty) = 1$. Since $|Y_n| = 2Y_n^+ - Y_n$ and $\mathbb{E}(Y_n | \mathcal{F}_0) \geq Y_0$, we have that

$$\mathbb{E}(|Y_n| | \mathcal{F}_0) = 2\mathbb{E}(Y_n^+ | \mathcal{F}_0) - \mathbb{E}(Y_n | \mathcal{F}_0) \leq 2\mathbb{E}(Y_n^+ | \mathcal{F}_0) - Y_0.$$

By Fatou's lemma,

$$(6) \quad \mathbb{E}(|Y_\infty| | \mathcal{F}_0) = \mathbb{E}\left(\liminf_{n \rightarrow \infty} |Y_n| \mid \mathcal{F}_0\right) \leq \liminf_{n \rightarrow \infty} \mathbb{E}(|Y_n| | \mathcal{F}_0) \leq 2Z - Y_0$$

where $Z = \liminf_{n \rightarrow \infty} \mathbb{E}(Y_n^+ | \mathcal{F}_0)$. However $\mathbb{E}(Z) \leq M$ by Fatou's lemma, so that $Z < \infty$ a.s., implying that $\mathbb{E}(|Y_\infty| | \mathcal{F}_0) < \infty$ a.s. Hence $\mathbb{P}(|Y_\infty| < \infty | \mathcal{F}_0) = 1$, and therefore

$$\mathbb{P}(|Y_\infty| < \infty) = \mathbb{E}[\mathbb{P}(|Y_\infty| < \infty | \mathcal{F}_0)] = 1.$$

If $\mathbb{E}|Y_0| < \infty$, we may take expectations of (6) to obtain $\mathbb{E}|Y_\infty| \leq 2M - \mathbb{E}(Y_0) < \infty$. That uniform integrability is enough to ensure convergence in mean is a consequence of Theorem (7.10.3). ■

The following is an immediate corollary of the martingale convergence theorem.

(7) Theorem. *If (Y, \mathcal{F}) is either a non-negative supermartingale or a non-positive submartingale, then $Y_\infty = \lim_{n \rightarrow \infty} Y_n$ exists almost surely.*

Proof. If Y is a non-positive submartingale then $\mathbb{E}(Y_n^+) = 0$, whence the result follows from Theorem (1). For a non-negative supermartingale Y , apply the same argument to $-Y$. ■

(8) Example. Random walk. Consider de Moivre's martingale of Example (12.1.4), namely $Y_n = (q/p)^{S_n}$ where S_n is the position after n steps of the usual simple random walk. The sequence $\{Y_n\}$ is a non-negative martingale, and hence converges almost surely to some finite limit Y as $n \rightarrow \infty$. This is not of much interest if $p = q$, since $Y_n = 1$ for all n in this case. Suppose then that $p \neq q$. The random variable Y_n takes values in the set $\{\rho^k : k = 0, \pm 1, \dots\}$ where $\rho = q/p$. Certainly Y_n cannot converge to any given (possibly random) member of this set, since this would necessarily entail that S_n converges to a finite limit (which is obviously false). Therefore Y_n converges to a limit point of the set, not lying within the set. The only such limit point which is finite is 0, and therefore $Y_n \rightarrow 0$ a.s. Hence, $S_n \rightarrow -\infty$ a.s. if $p < q$,

and $S_n \rightarrow \infty$ a.s. if $p > q$. Note that Y_n does not converge in mean, since $\mathbb{E}(Y_n) = \mathbb{E}(Y_0) \neq 0$ for all n . ●

(9) Example. Doob's martingale (though some ascribe the construction to Lévy). Let Z be a random variable on $(\Omega, \mathcal{F}, \mathbb{P})$ such that $\mathbb{E}|Z| < \infty$. Suppose that $\mathcal{F} = \{\mathcal{F}_0, \mathcal{F}_1, \dots\}$ is a filtration, and write $\mathcal{F}_\infty = \lim_{n \rightarrow \infty} \mathcal{F}_n$ for the smallest σ -field containing every \mathcal{F}_n . Now define $Y_n = \mathbb{E}(Z | \mathcal{F}_n)$. It is easily seen that (Y, \mathcal{F}) is a martingale. First, by Jensen's inequality,

$$\mathbb{E}|Y_n| = \mathbb{E}|\mathbb{E}(Z | \mathcal{F}_n)| \leq \mathbb{E}\{\mathbb{E}(|Z| | \mathcal{F}_n)\} = \mathbb{E}|Z| < \infty,$$

and secondly

$$\mathbb{E}(Y_{n+1} | \mathcal{F}_n) = \mathbb{E}[\mathbb{E}(Z | \mathcal{F}_{n+1}) | \mathcal{F}_n] = \mathbb{E}(Z | \mathcal{F}_n)$$

since $\mathcal{F}_n \subseteq \mathcal{F}_{n+1}$. Furthermore $\{Y_n\}$ is a uniformly integrable sequence, as shown in Example (7.10.13). It follows by the martingale convergence theorem that $Y_\infty = \lim_{n \rightarrow \infty} Y_n$ exists almost surely and in mean.

It is actually the case that $Y_\infty = \mathbb{E}(Z | \mathcal{F}_\infty)$, so that

(10)
$$\mathbb{E}(Z | \mathcal{F}_n) \rightarrow \mathbb{E}(Z | \mathcal{F}_\infty) \quad \text{a.s. and in mean.}$$

To see this, one argues as follows. Let N be a positive integer. First, $Y_n I_A \rightarrow Y_\infty I_A$ a.s. for all $A \in \mathcal{F}_N$. Now $\{Y_n I_A : n \geq N\}$ is uniformly integrable, and therefore $\mathbb{E}(Y_n I_A) \rightarrow \mathbb{E}(Y_\infty I_A)$ for all $A \in \mathcal{F}_N$. On the other hand $\mathbb{E}(Y_n I_A) = \mathbb{E}(Y_N I_A) = \mathbb{E}(Z I_A)$ for all $n \geq N$ and all $A \in \mathcal{F}_N$, by the definition of conditional expectation. Hence $\mathbb{E}(Z I_A) = \mathbb{E}(Y_\infty I_A)$ for all $A \in \mathcal{F}_N$. Letting $N \rightarrow \infty$ and using a standard result of measure theory, we find that $\mathbb{E}((Z - Y_\infty) I_A) = 0$ for all $A \in \mathcal{F}_\infty$, whence $Y_\infty = \mathbb{E}(Z | \mathcal{F}_\infty)$.

There is an important converse to these results.

(11) Lemma. *Let (Y, \mathcal{F}) be a martingale. Then Y_n converges in mean if and only if there exists a random variable Z with finite mean such that $Y_n = \mathbb{E}(Z | \mathcal{F}_n)$. If $Y_n \xrightarrow{1} Y_\infty$, then $Y_n = \mathbb{E}(Y_\infty | \mathcal{F}_n)$.*

If such a random variable Z exists, we say that the martingale (Y, \mathcal{F}) is *closed*.

Proof. In the light of the previous discussion, it suffices to prove that, if (Y, \mathcal{F}) is a martingale which converges in mean to Y_∞ , then $Y_n = \mathbb{E}(Y_\infty | \mathcal{F}_n)$. For any positive integer N and event $A \in \mathcal{F}_N$, it is the case that $\mathbb{E}(Y_n I_A) \rightarrow \mathbb{E}(Y_\infty I_A)$; just note that $Y_n I_A \xrightarrow{1} Y_\infty I_A$ since

$$\mathbb{E}|(Y_n - Y_\infty) I_A| \leq \mathbb{E}|Y_n - Y_\infty| \rightarrow 0 \quad \text{as } n \rightarrow \infty.$$

On the other hand, $\mathbb{E}(Y_n I_A) = \mathbb{E}(Y_N I_A)$ for $n \geq N$ and $A \in \mathcal{F}_N$, by the martingale property. It follows that $\mathbb{E}(Y_\infty I_A) = \mathbb{E}(Y_N I_A)$ for all $A \in \mathcal{F}_N$, which is to say that $Y_N = \mathbb{E}(Y_\infty | \mathcal{F}_N)$ as required. ■●

(12) Example. Zero-one law (7.3.12). Let X_0, X_1, \dots be independent random variables, and let \mathcal{T} be their tail σ -field; that is to say, $\mathcal{T} = \bigcap_n \mathcal{H}_n$ where $\mathcal{H}_n = \sigma(X_n, X_{n+1}, \dots)$. Here is a proof that, for all $A \in \mathcal{T}$, either $\mathbb{P}(A) = 0$ or $\mathbb{P}(A) = 1$.

Let $A \in \mathcal{T}$ and define $Y_n = \mathbb{E}(I_A | \mathcal{F}_n)$ where $\mathcal{F}_n = \sigma(X_1, X_2, \dots, X_n)$. Now $A \in \mathcal{T} \subseteq \mathcal{F}_\infty = \lim_{n \rightarrow \infty} \mathcal{F}_n$, and therefore $Y_n \rightarrow \mathbb{E}(I_A | \mathcal{F}_\infty) = I_A$ a.s. and in mean, by (11). On

the other hand $Y_n = \mathbb{E}(I_A | \mathcal{F}_n) = \mathbb{P}(A)$, since $A \in \mathcal{T}$ is independent of all events in \mathcal{F}_n . Hence $\mathbb{P}(A) = I_A$ almost surely, which is to say that I_A is almost surely constant. However, I_A takes values 0 and 1 only, and therefore either $\mathbb{P}(A) = 0$ or $\mathbb{P}(A) = 1$. ●

This completes the main contents of this section. We terminate it with one further result of interest, being a bound related to the upcrossings inequality. For a certain type of process, one may obtain rather tight bounds on the tail of the number of upcrossings.

(13) Theorem. Dubins's inequality. *Let (Y, \mathcal{F}) be a non-negative supermartingale. Then*

$$(14) \quad \mathbb{P}\{U_n(a, b; Y) \geq j\} \leq \left(\frac{a}{b}\right)^j \mathbb{E}(\min\{1, Y_0/a\})$$

for $0 < a < b$ and $j \geq 0$.

Summing (14) over j , we find that

$$(15) \quad \mathbb{E}U_n(a, b; Y) \leq \frac{a}{b-a} \mathbb{E}(\min\{1, Y_0/a\}),$$

an inequality which may be compared with the upcrossings inequality (3).

Proof. This is achieved by an adaptation of the proof of the upcrossings inequality (3), and we use the notation of that proof. Fix a positive integer j . We replace the indicator function I_i by the random variable

$$J_i = \begin{cases} a^{-1}(b/a)^{k-1} & \text{if } i \in (T_{2k-1}, T_{2k}] \text{ for some } k \leq j, \\ 0 & \text{otherwise.} \end{cases}$$

Next we let X_0, X_1, \dots be given by $X_0 = \min\{1, Y_0/a\}$,

$$(16) \quad X_n = X_0 + \sum_{i=1}^n J_i(Y_i - Y_{i-1}), \quad n \geq 1.$$

If $T_{2j} \leq n$, then

$$X_n \geq X_0 + \sum_{k=1}^j a^{-1}(b/a)^{k-1}(Y_{T_{2k}} - Y_{T_{2k-1}}).$$

However, $Y_{T_{2k}} \geq b$ and $Y_{T_{2k+1}} \leq a$, so that

$$(17) \quad Y_{T_{2k}} - \frac{b}{a} Y_{T_{2k+1}} \geq 0,$$

implying that

$$X_n \geq X_0 + a^{-1}(b/a)^{j-1} Y_{T_{2j}} - a^{-1} Y_{T_1}, \quad \text{if } T_{2j} \leq n.$$

If $Y_0 \leq a$ then $T_1 = 0$ and $X_0 - a^{-1} Y_{T_1} = 0$; on the other hand, if $Y_0 > a$ then $X_0 - a^{-1} Y_{T_1} = 1 - a^{-1} Y_{T_1} > 0$. In either case it follows that

$$(18) \quad X_n \geq (b/a)^j \quad \text{if } T_{2j} \leq n.$$

Now Y is a non-negative sequence, and hence $X_n \geq X_0 - a^{-1}Y_{T_1} \geq 0$ by (16) and (17). Take expectations of (18) to obtain

$$(19) \quad \mathbb{E}(X_n) \geq (b/a)^j \mathbb{P}(U_n(a, b; Y) \geq j),$$

and it remains to bound $\mathbb{E}(X_n)$ above. Arguing as in (5) and using the supermartingale property, we arrive at

$$\mathbb{E}(X_n) = \mathbb{E}(X_0) + \sum_{i=1}^n \mathbb{E}(J_i(Y_i - Y_{i-1})) \leq \mathbb{E}(X_0).$$

The conclusion of the theorem follows from (19). ■

(20) Example. Simple random walk. Consider de Moivre's martingale $Y_n = (q/p)^{S_n}$ of Examples (12.1.4) and (8), with $p < q$. By Theorem (13), $\mathbb{P}(U_n(a, b; Y) \geq j) \leq (a/b)^j$. An upcrossing of $[a, b]$ by Y corresponds to an upcrossing of $[\log a, \log b]$ by S (with logarithms to the base q/p). Hence

$$\mathbb{P}(U_n(0, r; S) \geq j) = \mathbb{P}\{U_n(1, (q/p)^r; Y) \geq j\} \leq (p/q)^{rj}, \quad j \geq 0.$$

Actually equality holds here in the limit as $n \rightarrow \infty$: $\mathbb{P}(U(0, r; S) \geq j) = (p/q)^{rj}$ for positive integers r ; see Exercise (5.3.1). ●

Exercises for Section 12.3

- Give a reasonable definition of a *downcrossing* of the interval $[a, b]$ by the random sequence Y_0, Y_1, \dots .
 - Show that the number of downcrossings differs from the number of upcrossings by at most 1.
 - If (Y, \mathcal{F}) is a submartingale, show that the number $D_n(a, b; Y)$ of downcrossings of $[a, b]$ by Y up to time n satisfies

$$\mathbb{E}D_n(a, b; Y) \leq \frac{\mathbb{E}\{(Y_n - b)^+\}}{b - a}.$$

- Let (Y, \mathcal{F}) be a supermartingale with finite means, and let $U_n(a, b; Y)$ be the number of upcrossings of the interval $[a, b]$ up to time n . Show that

$$\mathbb{E}U_n(a, b; Y) \leq \frac{\mathbb{E}\{(Y_n - a)^-\}}{b - a}.$$

Deduce that $\mathbb{E}U_n(a, b; Y) \leq a/(b - a)$ if Y is non-negative and $a \geq 0$.

- Let X be a Markov chain with countable state space S and transition matrix \mathbf{P} . Suppose that X is irreducible and persistent, and that $\psi : S \rightarrow S$ is a bounded function satisfying $\sum_{j \in S} p_{ij} \psi(j) \leq \psi(i)$ for $i \in S$. Show that ψ is a constant function.

- Let Z_1, Z_2, \dots be independent random variables such that:

$$Z_n = \begin{cases} a_n & \text{with probability } \frac{1}{2}n^{-2}, \\ 0 & \text{with probability } 1 - n^{-2}, \\ -a_n & \text{with probability } \frac{1}{2}n^{-2}, \end{cases}$$

where $a_1 = 2$ and $a_n = 4 \sum_{j=1}^{n-1} a_j$. Show that $Y_n = \sum_{j=1}^n Z_j$ defines a martingale. Show that $Y = \lim Y_n$ exists almost surely, but that there exists no M such that $\mathbb{E}|Y_n| \leq M$ for all n .

12.4 Stopping times

We are all called upon on occasion to take an action whose nature is fixed but whose timing is optional. Commonly occurring examples include getting married or divorced, employing a secretary, having a baby, and buying a house. An important feature of such actions is that they are taken in the light of the past and present, and they may not depend on the future. Other important examples arise in considering money markets. The management of portfolios is affected by such rules as: (a) sell a currency if it weakens to a predetermined threshold, (b) buy government bonds if the exchange index falls below a given level, and so on. (Such rules are often sufficiently simple to be left to computers to implement, with occasionally spectacular consequences[†].)

A more mathematical example is provided by the gambling analogy. A gambler pursues a strategy which we may assume to be based upon his experience rather than his clairvoyance. That is to say, his decisions to vary his stake (or to stop gambling altogether) depend on the outcomes of the game up to the time of the decision, and no further. A gambler is able to follow the rule ‘stop when ahead’ but cannot be expected to follow a rule such as ‘stop just before a loss’.

Such actions have the common feature that, at any time, we have sufficient information to decide whether or not to take the action *at that time*. The usual way of expressing this property in mathematical terms is as follows. Let $(\Omega, \mathcal{F}, \mathbb{P})$ be a probability space, and let $\mathcal{F} = \{\mathcal{F}_0, \mathcal{F}_1, \dots\}$ be a filtration. We think of \mathcal{F}_n as representing the information which is available at time n , or more precisely the smallest σ -field with respect to which all observations up to and including time n are measurable.

(1) Definition. A random variable T taking values in $\{0, 1, 2, \dots\} \cup \{\infty\}$ is called a **stopping time** (with respect to the filtration \mathcal{F}) if $\{T = n\} \in \mathcal{F}_n$ for all $n \geq 0$.

Note that stopping times T satisfy

$$(2) \quad \{T > n\} = \{T \leq n\}^c \in \mathcal{F}_n \quad \text{for all } n,$$

since \mathcal{F} is a filtration. They are not required to be finite, but may take the value ∞ . Stopping times are sometimes called *Markov times*. They were discussed in Section 6.8 in the context of birth processes.

Given a filtration \mathcal{F} and a stopping time T , it is useful to introduce some notation to represent information gained up to the random time T . We denote by \mathcal{F}_T the collection of all events A such that $A \cap \{T \leq n\} \in \mathcal{F}_n$ for all n . It is easily seen that \mathcal{F}_T is a σ -field, and we think of \mathcal{F}_T as the set of events whose occurrence or non-occurrence is known by time T .

(3) Example. The martingale (12.1.3). A fair coin is tossed repeatedly; let T be the time of the first head. Writing X_i for the number of heads on the i th toss, we have that

$$\{T = n\} = \{X_n = 1, X_j = 0 \text{ for } 1 \leq j < n\} \in \mathcal{F}_n$$

where $\mathcal{F}_n = \sigma(X_1, X_2, \dots, X_n)$. Therefore T is a stopping time. In this case T is finite almost surely. ●

[†]At least one NYSE crash has been attributed to the use of simple online stock-dealing systems programmed to sell whenever a stock price falls to a given threshold. Such systems can be subject to feedback, and the rules have been changed to inhibit this.

(4) **Example. First passage times.** Let \mathcal{F} be a filtration and let the random sequence X be adapted to \mathcal{F} , so that X_n is \mathcal{F}_n -measurable. For each (sufficiently nice) subset B of \mathbb{R} define the *first passage time* of X to B by $T_B = \min\{n : X_n \in B\}$ with $T_B = \infty$ if $X_n \notin B$ for all n . It is easily seen that T_B is a stopping time. \bullet

Stopping times play an important role in the theory of martingales, as illustrated in the following examples. First, a martingale which is stopped at a random time T remains a martingale, so long as T is a stopping time.

(5) **Theorem.** *Let (Y, \mathcal{F}) be a submartingale and let T be a stopping time (with respect to \mathcal{F}). Then (Z, \mathcal{F}) , defined by $Z_n = Y_{T \wedge n}$, is a submartingale.*

Here, as usual, we use the notation $x \wedge y = \min\{x, y\}$. If (Y, \mathcal{F}) is a martingale, then it is both a submartingale and a supermartingale, whence $Y_{T \wedge n}$ constitutes a martingale, by (5).

Proof. We may write

$$(6) \quad Z_n = \sum_{i=0}^{n-1} Y_i I_{\{T=i\}} + Y_n I_{\{T \geq n\}},$$

whence Z_n is \mathcal{F}_n -measurable (using (2)) and

$$\mathbb{E}(Z_n^+) \leq \sum_{i=0}^n \mathbb{E}(Y_i^+) < \infty.$$

Also, from (6), $Z_{n+1} - Z_n = (Y_{n+1} - Y_n)I_{\{T > n\}}$, whence, using (2) and the submartingale property,

$$\mathbb{E}(Z_{n+1} - Z_n \mid \mathcal{F}_n) = \mathbb{E}(Y_{n+1} - Y_n \mid \mathcal{F}_n)I_{\{T > n\}} \geq 0. \quad \blacksquare$$

One strategy open to a gambler in a casino is to change the game (think of the gambler as an investor in stocks, if you wish). If he is fortunate enough to be playing fair games, then he should not gain or lose (on average) at such a change. More formally, let (X, \mathcal{F}) and (Y, \mathcal{F}) be two martingales with respect to the filtration \mathcal{F} . Let T be a stopping time with respect to \mathcal{F} ; T is the switching time from X to Y , and X_T is the ‘capital’ which is carried forward.

(7) **Theorem. Optional switching.** *Suppose that $X_T = Y_T$ on the event $\{T < \infty\}$. Then*

$$Z_n = \begin{cases} X_n & \text{if } n < T, \\ Y_n & \text{if } n \geq T, \end{cases}$$

defines a martingale with respect to \mathcal{F} .

Proof. We have that

$$(8) \quad Z_n = X_n I_{\{n < T\}} + Y_n I_{\{n \geq T\}};$$

each summand is \mathcal{F}_n -measurable, and hence Z_n is \mathcal{F}_n -measurable. Also $\mathbb{E}|Z_n| \leq \mathbb{E}|X_n| + \mathbb{E}|Y_n| < \infty$. By the martingale property of X and Y ,

$$(9) \quad \begin{aligned} Z_n &= \mathbb{E}(X_{n+1} \mid \mathcal{F}_n)I_{\{n < T\}} + \mathbb{E}(Y_{n+1} \mid \mathcal{F}_n)I_{\{n \geq T\}} \\ &= \mathbb{E}(X_{n+1}I_{\{n < T\}} + Y_{n+1}I_{\{n \geq T\}} \mid \mathcal{F}_n), \end{aligned}$$

since T is a stopping time. Now

$$(10) \quad \begin{aligned} X_{n+1}I_{\{n < T\}} + Y_{n+1}I_{\{n \geq T\}} &= Z_{n+1} + X_{n+1}I_{\{n+1=T\}} - Y_{n+1}I_{\{n+1=T\}} \\ &= Z_{n+1} + (X_T - Y_T)I_{\{n+1=T\}} \end{aligned}$$

whence, by (9) and the assumption that $X_T = Y_T$ on the event $\{T < \infty\}$, we have that $Z_n = \mathbb{E}(Z_{n+1} \mid \mathcal{F}_n)$, so that (Z, \mathcal{F}) is a martingale. ■

‘Optional switching’ does not disturb the martingale property. ‘Optional sampling’ can be somewhat more problematical. Let (Y, \mathcal{F}) be a martingale and let T_1, T_2, \dots be a sequence of stopping times satisfying $T_1 \leq T_2 \leq \dots < \infty$. Let $Z_0 = Y_0$ and $Z_n = Y_{T_n}$, so that the sequence Z is obtained by ‘sampling’ the sequence Y at the stopping times T_j . It is natural to set $\mathcal{H}_n = \mathcal{F}_{T_n}$, and to ask whether (Z, \mathcal{H}) is a martingale. The answer in general is no. To see this, use the simple example when Y_n is the excess of heads over tails in n tosses of a fair coin, with $T_1 = \min\{n : Y_n = 1\}$; for this example $\mathbb{E}Y_0 = 0$ but $\mathbb{E}Y_{T_1} = 1$. The answer is, however, affirmative if the T_j are bounded.

(11) Optional sampling theorem. *Let (Y, \mathcal{F}) be a submartingale.*

- (a) *If T is a stopping time and there exists a deterministic $N (< \infty)$ such that $\mathbb{P}(T \leq N) = 1$, then $\mathbb{E}(Y_T^+) < \infty$ and $\mathbb{E}(Y_T \mid \mathcal{F}_0) \geq Y_0$.*
- (b) *If $T_1 \leq T_2 \leq \dots$ is a sequence of stopping times such that $\mathbb{P}(T_j \leq N_j) = 1$ for some deterministic real sequence N_j , then (Z, \mathcal{H}) , defined by $(Z_0, \mathcal{H}_0) = (Y_0, \mathcal{F}_0)$, $(Z_j, \mathcal{H}_j) = (Y_{T_j}, \mathcal{F}_{T_j})$, is a submartingale.*

If (Y, \mathcal{F}) is a martingale, then it is both a submartingale and a supermartingale; Theorem (11) then implies that $\mathbb{E}(Y_T \mid \mathcal{F}_0) = Y_0$ for any bounded stopping time T , and furthermore $(Y_{T_j}, \mathcal{F}_{T_j})$ is a martingale for any increasing sequence T_1, T_2, \dots of bounded stopping times.

Proof. Part (b) may be obtained without great difficulty by repeated application of part (a), and we therefore confine ourselves to proving (a). Suppose $\mathbb{P}(T \leq N) = 1$. Let $Z_n = Y_{T \wedge n}$, so that (Z, \mathcal{F}) is a submartingale, by (5). Therefore $\mathbb{E}(Z_N^+) < \infty$ and

$$(12) \quad \mathbb{E}(Z_N \mid \mathcal{F}_0) \geq Z_0 = Y_0,$$

and the proof is finished by observing that $Z_N = Y_{T \wedge N} = Y_T$ a.s. ■

Certain inequalities are of great value when studying the asymptotic properties of martingales. The following simple but powerful ‘maximal inequality’ is an easy consequence of the optional sampling theorem.

(13) Theorem. *Let (Y, \mathcal{F}) be a martingale. For $x > 0$,*

$$(14) \quad \mathbb{P}\left(\max_{0 \leq m \leq n} Y_m \geq x\right) \leq \frac{\mathbb{E}(Y_n^+)}{x} \quad \text{and} \quad \mathbb{P}\left(\max_{0 \leq m \leq n} |Y_m| \geq x\right) \leq \frac{\mathbb{E}|Y_n|}{x}.$$

Proof. Let $x > 0$, and let $T = \min\{m : Y_m \geq x\}$ be the first passage time of Y above the level x . Then $T \wedge n$ is a bounded stopping time, and therefore $\mathbb{E}(Y_0) = \mathbb{E}(Y_{T \wedge n}) = \mathbb{E}(Y_n)$ by Theorem (11a) and the martingale property. Now $\mathbb{E}(Y_{T \wedge n}) = \mathbb{E}(Y_T I_{\{T \leq n\}} + Y_n I_{\{T > n\}})$. However,

$$\mathbb{E}(Y_T I_{\{T \leq n\}}) \geq x \mathbb{E}(I_{\{T \leq n\}}) = x \mathbb{P}(T \leq n)$$

since $Y_T \geq x$, and therefore

$$(15) \quad \mathbb{E}(Y_n) = \mathbb{E}(Y_{T \wedge n}) \geq x\mathbb{P}(T \leq n) + \mathbb{E}(Y_n I_{\{T > n\}}),$$

whence

$$x\mathbb{P}(T \leq n) \leq \mathbb{E}(Y_n I_{\{T \leq n\}}) \leq \mathbb{E}(Y_n^+)$$

as required for the first part of (14). As for the second part, just note that $(-Y, \mathcal{F})$ is a martingale, so that

$$\mathbb{P}\left(\max_{0 \leq m \leq n} \{-Y_m\} \geq x\right) \leq \frac{\mathbb{E}(Y_n^-)}{x} \quad \text{for } x > 0,$$

which may be added to the first part. ■

We shall explore maximal inequalities for submartingales and supermartingales in the forthcoming Section 12.6.

Exercises for Section 12.4

1. If T_1 and T_2 are stopping times with respect to a filtration \mathcal{F} , show that $T_1 + T_2$, $\max\{T_1, T_2\}$, and $\min\{T_1, T_2\}$ are stopping times also.
2. Let X_1, X_2, \dots be a sequence of non-negative independent random variables and let $N(t) = \max\{n : X_1 + X_2 + \dots + X_n \leq t\}$. Show that $N(t) + 1$ is a stopping time with respect to a suitable filtration to be specified.
3. Let (Y, \mathcal{F}) be a submartingale and $x > 0$. Show that

$$\mathbb{P}\left(\max_{0 \leq m \leq n} Y_m \geq x\right) \leq \frac{1}{x} \mathbb{E}(Y_n^+).$$

4. Let (Y, \mathcal{F}) be a non-negative supermartingale and $x > 0$. Show that

$$\mathbb{P}\left(\max_{0 \leq m \leq n} Y_m \geq x\right) \leq \frac{1}{x} \mathbb{E}(Y_0).$$

5. Let (Y, \mathcal{F}) be a submartingale and let S and T be stopping times satisfying $0 \leq S \leq T \leq N$ for some deterministic N . Show that $\mathbb{E}Y_0 \leq \mathbb{E}Y_S \leq \mathbb{E}Y_T \leq \mathbb{E}Y_N$.
6. Let $\{S_n\}$ be a simple random walk with $S_0 = 0$ such that $0 < p = \mathbb{P}(S_1 = 1) < \frac{1}{2}$. Use de Moivre's martingale to show that $\mathbb{E}(\sup_m S_m) \leq p/(1 - 2p)$. Show further that this inequality may be replaced by an equality.
7. Let \mathcal{F} be a filtration. For any stopping time T with respect to \mathcal{F} , denote by \mathcal{F}_T the collection of all events A such that, for all n , $A \cap \{T \leq n\} \in \mathcal{F}_n$. Let S and T be stopping times.
 - (a) Show that \mathcal{F}_T is a σ -field, and that T is measurable with respect to this σ -field.
 - (b) If $A \in \mathcal{F}_S$, show that $A \cap \{S \leq T\} \in \mathcal{F}_T$.
 - (c) Let S and T satisfy $S \leq T$. Show that $\mathcal{F}_S \subseteq \mathcal{F}_T$.

12.5 Optional stopping

If you stop a martingale (Y, \mathcal{F}) at a fixed time n , the mean value $\mathbb{E}(Y_n)$ satisfies $\mathbb{E}(Y_n) = \mathbb{E}(Y_0)$. Under what conditions is this true if you stop after a *random* time T ; that is, when is it the case that $\mathbb{E}(Y_T) = \mathbb{E}(Y_0)$? The answer to this question is very valuable in studying first-passage properties of martingales (see (12.1.4) for example). It would be unreasonable to expect such a result to hold generally unless T is required to be a stopping time.

Let T be a stopping time which is finite (in that $\mathbb{P}(T < \infty) = 1$), and let (Y, \mathcal{F}) be a martingale. Then $T \wedge n \rightarrow T$ as $n \rightarrow \infty$, so that $Y_{T \wedge n} \rightarrow Y_T$ a.s. It follows (as in Theorem (7.10.3)) that $\mathbb{E}(Y_0) = \mathbb{E}(Y_{T \wedge n}) \rightarrow \mathbb{E}(Y_T)$ so long as the family $\{Y_{T \wedge n} : n \geq 0\}$ is uniformly integrable.

The following two theorems provide useful conditions which are sufficient for the conclusion $\mathbb{E}(Y_0) = \mathbb{E}(Y_T)$.

(1) Optional stopping theorem. *Let (Y, \mathcal{F}) be a martingale and let T be a stopping time. Then $\mathbb{E}(Y_T) = \mathbb{E}(Y_0)$ if:*

- (a) $\mathbb{P}(T < \infty) = 1$,
- (b) $\mathbb{E}|Y_T| < \infty$, and
- (c) $\mathbb{E}(Y_n I_{\{T > n\}}) \rightarrow 0$ as $n \rightarrow \infty$.

(2) Theorem. *Let (Y, \mathcal{F}) be a martingale and let T be a stopping time. If the Y_n are uniformly integrable and $\mathbb{P}(T < \infty) = 1$ then $Y_T = \mathbb{E}(Y_\infty | \mathcal{F}_T)$ and $Y_0 = \mathbb{E}(Y_T | \mathcal{F}_0)$. In particular $\mathbb{E}(Y_0) = \mathbb{E}(Y_T)$.*

Proof of (1). It is easily seen that $Y_T = Y_{T \wedge n} + (Y_T - Y_n)I_{\{T > n\}}$. Taking expectations and using the fact that $\mathbb{E}(Y_{T \wedge n}) = \mathbb{E}(Y_0)$ (see Theorem (12.4.11)), we find that

$$(3) \quad \mathbb{E}(Y_T) = \mathbb{E}(Y_0) + \mathbb{E}(Y_T I_{\{T > n\}}) - \mathbb{E}(Y_n I_{\{T > n\}}).$$

The last term tends to zero as $n \rightarrow \infty$, by assumption (c). As for the penultimate term,

$$\mathbb{E}(Y_T I_{\{T > n\}}) = \sum_{k=n+1}^{\infty} \mathbb{E}(Y_T I_{\{T=k\}})$$

is, by assumption (b), the tail of the convergent series $\mathbb{E}(Y_T) = \sum_k \mathbb{E}(Y_T I_{\{T=k\}})$; therefore $\mathbb{E}(Y_T I_{\{T > n\}}) \rightarrow 0$ as $n \rightarrow \infty$, and (3) yields $\mathbb{E}(Y_T) = \mathbb{E}(Y_0)$ in the limit as $n \rightarrow \infty$. ■

Proof of (2). Since (Y, \mathcal{F}) is uniformly integrable, we have by Theorems (12.3.1) and (12.3.11) that the limit $Y_\infty = \lim_{n \rightarrow \infty} Y_n$ exists almost surely, and $Y_n = \mathbb{E}(Y_\infty | \mathcal{F}_n)$. It follows from the definition (12.1.7) of conditional expectation that

$$(4) \quad \mathbb{E}(Y_n I_A) = \mathbb{E}(Y_\infty I_A) \quad \text{for all } A \in \mathcal{F}_n.$$

Now, if $A \in \mathcal{F}_T$ then $A \cap \{T = n\} \in \mathcal{F}_n$, so that

$$\mathbb{E}(Y_T I_A) = \sum_n \mathbb{E}(Y_n I_{A \cap \{T=n\}}) = \sum_n \mathbb{E}(Y_\infty I_{A \cap \{T=n\}}) = \mathbb{E}(Y_\infty I_A),$$

whence $Y_T = \mathbb{E}(Y_\infty | \mathcal{F}_T)$. Secondly, since $\mathcal{F}_0 \subseteq \mathcal{F}_T$,

$$\mathbb{E}(Y_T | \mathcal{F}_0) = \mathbb{E}(\mathbb{E}(Y_\infty | \mathcal{F}_T) | \mathcal{F}_0) = \mathbb{E}(Y_\infty | \mathcal{F}_0) = Y_0. \quad \blacksquare$$

(5) Example. Markov chains. Let X be an irreducible persistent Markov chain with countable state space S and transition matrix \mathbf{P} , and let $\psi : S \rightarrow \mathbb{R}$ be a bounded function satisfying

$$\sum_{j \in S} p_{ij} \psi(j) = \psi(i) \quad \text{for all } i \in S.$$

Then $\psi(X_n)$ constitutes a martingale. Let T_i be the first passage time of X to the state i , that is, $T_i = \min\{n : X_n = i\}$; it is easily seen that T_i is a stopping time and is (almost surely) finite. Furthermore, the sequence $\{\psi(X_n)\}$ is bounded and therefore uniformly integrable. Applying Theorem (2), we obtain $\mathbb{E}(\psi(X_{T_i})) = \mathbb{E}(\psi(X_0))$, whence $\mathbb{E}(\psi(X_0)) = \psi(i)$ for all states i . Therefore ψ is a constant function. ●

(6) Example. Symmetric simple random walk. Let S_n be the position of the particle after n steps and suppose that $S_0 = 0$. Then $S_n = \sum_{i=1}^n X_i$ where X_1, X_2, \dots are independent and equally likely to take each of the values $+1$ and -1 . It is easy to see as in Example (12.1.2) that $\{S_n\}$ is a martingale. Let a and b be positive integers and let $T = \min\{n : S_n = -a \text{ or } S_n = b\}$ be the earliest time at which the walk visits either $-a$ or b . Certainly T is a stopping time and satisfies the conditions of Theorem (1). Let p_a be the probability that the particle visits $-a$ before it visits b . By the optional stopping theorem,

$$(7) \quad \mathbb{E}(S_T) = (-a)p_a + b(1 - p_a), \quad \mathbb{E}(S_0) = 0;$$

therefore $p_a = b/(a + b)$, which agrees with the earlier result of equation (1.7.7) when the notation is translated suitably. The sequence $\{S_n\}$ is not the only martingale available. Let $\{Y_n\}$ be given by $Y_n = S_n^2 - n$; then $\{Y_n\}$ is a martingale also. Apply Theorem (1) with T given as before to obtain $\mathbb{E}(T) = ab$. ●

(8) Example. De Moivre's martingale (12.1.4). Consider now a simple random walk $\{S_n\}$ with $0 < S_0 < N$, for which each step is rightwards with probability p where $0 < p = 1 - q < 1$. We have seen that $Y_n = (q/p)^{S_n}$ defines a martingale, and furthermore the first passage time T of the walk to the set $\{0, N\}$ is a stopping time. It is easily checked that conditions (1a)–(1c) of the optional stopping theorem are satisfied, and hence $\mathbb{E}((q/p)^{S_T}) = \mathbb{E}((q/p)^{S_0})$. Therefore $p_k = \mathbb{P}(S_T = 0 \mid S_0 = k)$ satisfies $p_k + (q/p)^N(1 - p_k) = (q/p)^k$, whence p_k may be calculated as in Example (12.1.4). ●

When applying the optional stopping theorem it is sometimes convenient to use a more restrictive set of conditions.

(9) Theorem. Let (Y, \mathcal{F}) be a martingale, and let T be a stopping time. Then $\mathbb{E}(Y_T) = \mathbb{E}(Y_0)$ if the following hold:

- (a) $\mathbb{P}(T < \infty) = 1$, $\mathbb{E}T < \infty$, and
- (b) there exists a constant c such that $\mathbb{E}(|Y_{n+1} - Y_n| \mid \mathcal{F}_n) \leq c$ for all $n < T$.

Proof. By the discussion prior to (1), it suffices to show that the sequence $\{Y_{T \wedge n} : n \geq 0\}$ is uniformly integrable. Let $Z_n = |Y_n - Y_{n-1}|$ for $n \geq 1$, and $W = Z_1 + Z_2 + \dots + Z_T$. Certainly $|Y_{T \wedge n}| \leq |Y_0| + W$ for all n , and it is enough (by Example (7.10.4)) to show that $\mathbb{E}(W) < \infty$. We have that

$$(10) \quad W = \sum_{i=1}^{\infty} Z_i I_{\{T \geq i\}}.$$

Now

$$\mathbb{E}(Z_i I_{\{T \geq i\}} \mid \mathcal{F}_{i-1}) = I_{\{T \geq i\}} \mathbb{E}(Z_i \mid \mathcal{F}_{i-1}) \leq c I_{\{T \geq i\}},$$

since $\{T \geq i\} = \{T \leq i - 1\}^c \in \mathcal{F}_{i-1}$. Therefore $\mathbb{E}(Z_i I_{\{T \geq i\}}) \leq c \mathbb{P}(T \geq i)$, giving by (10) that

$$(11) \quad \mathbb{E}(W) \leq c \sum_{i=1}^{\infty} \mathbb{P}(T \geq i) = c \mathbb{E}(T) < \infty. \quad \blacksquare$$

(12) Example. Wald's equation (10.2.9). Let X_1, X_2, \dots be independent identically distributed random variables with finite mean μ , and let $S_n = \sum_{i=1}^n X_i$. It is easy to see that $Y_n = S_n - n\mu$ constitutes a martingale with respect to the filtration $\{\mathcal{F}_n\}$ where $\mathcal{F}_n = \sigma(Y_1, Y_2, \dots, Y_n)$. Now

$$\mathbb{E}(|Y_{n+1} - Y_n| \mid \mathcal{F}_n) = \mathbb{E}|X_{n+1} - \mu| = \mathbb{E}|X_1 - \mu| < \infty.$$

We deduce from (9) that $\mathbb{E}(Y_T) = \mathbb{E}(Y_0) = 0$ for any stopping time T with finite mean, implying that

$$(13) \quad \mathbb{E}(S_T) = \mu \mathbb{E}(T),$$

a result derived earlier in the context of renewal theory as Lemma (10.2.9).

If the X_i have finite variance σ^2 , it is also the case that

$$(14) \quad \text{var}(Y_T) = \sigma^2 \mathbb{E}(T) \quad \text{if } \mathbb{E}(T) < \infty.$$

It is possible to prove this by applying the optional stopping theorem to the martingale $Z_n = Y_n^2 - n\sigma^2$, but this is not a simple application of (9). It may also be proved by exploiting Wald's identity (15), or more simply by the method of Exercise (10.2.2). \bullet

(15) Example. Wald's identity. This time, let X_1, X_2, \dots be independent identically distributed random variables with common moment generating function $M(t) = \mathbb{E}(e^{tX})$; suppose that there exists at least one value of t ($\neq 0$) such that $1 \leq M(t) < \infty$, and fix t accordingly. Let $S_n = X_1 + X_2 + \dots + X_n$, define

$$(16) \quad Y_0 = 1, \quad Y_n = \frac{e^{tS_n}}{M(t)^n} \quad \text{for } n \geq 1,$$

and let $\mathcal{F}_n = \sigma(X_1, X_2, \dots, X_n)$. It is clear that (Y, \mathcal{F}) is a martingale. When are the conditions of Theorem (9) valid? Let T be a stopping time with finite mean, and note that

$$(17) \quad \mathbb{E}(|Y_{n+1} - Y_n| \mid \mathcal{F}_n) = Y_n \mathbb{E} \left(\left| \frac{e^{tX}}{M(t)} - 1 \right| \right) \leq \frac{Y_n}{M(t)} \mathbb{E}(e^{tX} + M(t)) = 2Y_n.$$

Suppose that T is such that

$$(18) \quad |S_n| \leq C \quad \text{for } n < T,$$

where C is a constant. Now $M(t) \geq 1$, and

$$Y_n = \frac{e^{tS_n}}{M(t)^n} \leq \frac{e^{t|C|}}{M(t)^n} \leq e^{t|C|} \quad \text{for } n < T,$$

giving by (17) that condition (9b) holds. In summary, if T is a stopping time with finite mean such that (18) holds, then

$$(19) \quad \mathbb{E}\{e^{tS_T} M(t)^{-T}\} = 1 \quad \text{whenever } M(t) \geq 1,$$

an equation usually called *Wald's identity*.

Here is an application of (19). Suppose the X_i have strictly positive variance, and let $T = \min\{n : S_n \leq -a \text{ or } S_n \geq b\}$ where $a, b > 0$; T is the 'first exit time' from the interval $(-a, b)$. Certainly $|S_n| \leq \max\{a, b\}$ if $n < T$. Furthermore $\mathbb{E}T < \infty$, which may be seen as follows. By the non-degeneracy of the X_i , there exist M and $\epsilon > 0$ such that $\mathbb{P}(|S_M| > a + b) > \epsilon$. If any of the quantities $|S_M|, |S_{2M} - S_M|, \dots, |S_{kM} - S_{(k-1)M}|$ exceed $a + b$ then the process must have exited $(-a, b)$ by time kM . Therefore $\mathbb{P}(T \geq kM) \leq (1 - \epsilon)^k$, implying that

$$\mathbb{E}(T) = \sum_{i=1}^{\infty} \mathbb{P}(T \geq i) \leq M \sum_{k=0}^{\infty} \mathbb{P}(T \geq kM) < \infty.$$

We conclude that (19) is valid. In many concrete cases of interest, there exists $\theta (\neq 0)$ such that $M(\theta) = 1$. Applying (19) with $t = \theta$, we obtain $\mathbb{E}(e^{\theta S_T}) = 1$, or

$$\eta_a \mathbb{P}(S_T \leq -a) + \eta_b \mathbb{P}(S_T \geq b) = 1$$

where

$$\eta_a = \mathbb{E}(e^{\theta S_T} \mid S_T \leq -a), \quad \eta_b = \mathbb{E}(e^{\theta S_T} \mid S_T \geq b),$$

and therefore

$$(20) \quad \mathbb{P}(S_T \leq -a) = \frac{\eta_b - 1}{\eta_b - \eta_a}, \quad \mathbb{P}(S_T \geq b) = \frac{1 - \eta_a}{\eta_b - \eta_a}.$$

When a and b are large, it is reasonable to suppose that $\eta_a \simeq e^{-\theta a}$ and $\eta_b \simeq e^{\theta b}$, giving the approximations

$$(21) \quad \mathbb{P}(S_T \leq -a) \simeq \frac{e^{\theta b} - 1}{e^{\theta b} - e^{-\theta a}}, \quad \mathbb{P}(S_T \geq b) \simeq \frac{1 - e^{-\theta a}}{e^{\theta b} - e^{-\theta a}}.$$

These approximations are of course exact if S is a simple random walk and a and b are positive integers. ●

(22) Example. Simple random walk. Suppose that $\{S_n\}$ is a simple random walk whose steps $\{X_i\}$ take the values 1 and -1 with respective probabilities p and $q (= 1 - p)$. For positive integers a and b , we have from Wald's identity (19) that

$$(23) \quad e^{-at} \mathbb{E}(M(t)^{-T} I_{\{S_T = -a\}}) + e^{bt} \mathbb{E}(M(t)^{-T} I_{\{S_T = b\}}) = 1 \quad \text{if } M(t) \geq 1$$

where T is the first exit time of $(-a, b)$ as before, and $M(t) = pe^t + qe^{-t}$.

Setting $M(t) = s^{-1}$, we obtain a quadratic for e^t , and hence $e^t = \lambda_1(s)$ or $e^t = \lambda_2(s)$ where

$$\lambda_1(s) = \frac{1 + \sqrt{1 - 4pqs^2}}{2ps}, \quad \lambda_2(s) = \frac{1 - \sqrt{1 - 4pqs^2}}{2ps}.$$

Substituting these into equation (23), we obtain two linear equations in the quantities

$$(24) \quad P_1(s) = \mathbb{E}(s^T I_{\{S_T = -a\}}), \quad P_2(s) = \mathbb{E}(s^T I_{\{S_T = b\}}),$$

with solutions

$$P_1(s) = \frac{\lambda_1^a \lambda_2^a (\lambda_1^b - \lambda_2^b)}{\lambda_1^{a+b} - \lambda_2^{a+b}}, \quad P_2(s) = \frac{\lambda_1^a - \lambda_2^a}{\lambda_1^{a+b} - \lambda_2^{a+b}},$$

which we add to obtain the probability generating function of T ,

$$(25) \quad \mathbb{E}(s^T) = P_1(s) + P_2(s), \quad 0 < s \leq 1.$$

Suppose we let $a \rightarrow \infty$, so that T becomes the time until the first passage to the point b . From (24), $P_1(s) \rightarrow 0$ as $a \rightarrow \infty$ if $0 < s < 1$, and a quick calculation gives $P_2(s) \rightarrow F_b(s)$ where

$$F_b(s) = \left(\frac{1 - \sqrt{1 - 4pqs^2}}{2qs} \right)^b$$

in agreement with Theorem (5.3.5). Notice that $F_b(1) = (\min\{1, p/q\})^b$. ●

Exercises for Section 12.5

1. Let (Y, \mathcal{F}) be a martingale and T a stopping time such that $\mathbb{P}(T < \infty) = 1$. Show that $\mathbb{E}(Y_T) = \mathbb{E}(Y_0)$ if either of the following holds:
 - (a) $\mathbb{E}(\sup_n |Y_{T \wedge n}|) < \infty$,
 - (b) $\mathbb{E}(|Y_{T \wedge n}|^{1+\delta}) \leq c$ for some $c, \delta > 0$ and all n .
2. Let (Y, \mathcal{F}) be a martingale. Show that $(Y_{T \wedge n}, \mathcal{F}_n)$ is a uniformly integrable martingale for any finite stopping time T such that either:
 - (a) $\mathbb{E}|Y_T| < \infty$ and $\mathbb{E}(|Y_n| I_{\{T > n\}}) \rightarrow 0$ as $n \rightarrow \infty$, or
 - (b) $\{Y_n\}$ is uniformly integrable.
3. Let (Y, \mathcal{F}) be a uniformly integrable martingale, and let S and T be finite stopping times satisfying $S \leq T$. Prove that $Y_T = \mathbb{E}(Y_\infty | \mathcal{F}_T)$ and that $Y_S = \mathbb{E}(Y_T | \mathcal{F}_S)$, where Y_∞ is the almost sure limit as $n \rightarrow \infty$ of Y_n .
4. Let $\{S_n : n \geq 0\}$ be a simple symmetric random walk with $0 < S_0 < N$ and with absorbing barriers at 0 and N . Use the optional stopping theorem to show that the mean time until absorption is $\mathbb{E}\{S_0(N - S_0)\}$.
5. Let $\{S_n : n \geq 0\}$ be a simple symmetric random walk with $S_0 = 0$. Show that

$$Y_n = \frac{\cos\{\lambda[S_n - \frac{1}{2}(b - a)]\}}{(\cos \lambda)^n}$$

constitutes a martingale if $\cos \lambda \neq 0$.

Let a and b be positive integers. Show that the time T until absorption at one of two absorbing barriers at $-a$ and b satisfies

$$\mathbb{E}\{(\cos \lambda)^{-T}\} = \frac{\cos\{\frac{1}{2}\lambda(b-a)\}}{\cos\{\frac{1}{2}\lambda(b+a)\}}, \quad 0 < \lambda < \frac{\pi}{b+a}.$$

6. Let $\{S_n : n \geq 0\}$ be a simple symmetric random walk on the positive and negative integers, with $S_0 = 0$. For each of the three following random variables, determine whether or not it is a stopping time and find its mean:

$$U = \min\{n \geq 5 : S_n = S_{n-5} + 5\}, \quad V = U - 5, \quad W = \min\{n : S_n = 1\}.$$

7. Let $S_n = a + \sum_{r=1}^n X_r$ be a simple symmetric random walk. The walk stops at the earliest time T when it reaches either of the two positions 0 or K where $0 < a < K$. Show that $M_n = \sum_{r=0}^n S_r - \frac{1}{3}S_n^3$ is a martingale and deduce that $\mathbb{E}(\sum_{r=0}^T S_r) = \frac{1}{3}(K^2 - a^2)a + a$.

8. **Gambler's ruin.** Let X_i be independent random variables each equally likely to take the values ± 1 , and let $T = \min\{n : S_n \in \{-a, b\}\}$. Verify the conditions of the optional stopping theorem (12.5.1) for the martingale $S_n^2 - n$ and the stopping time T .

12.6 The maximal inequality

In proving the convergence of a sequence X_1, X_2, \dots of random variables, it is often useful to establish an inequality of the form

$$\mathbb{P}(\max\{X_1, X_2, \dots, X_n\} \geq x) \leq A_n(x),$$

and such an inequality is sometimes called a maximal inequality. The bound $A_n(x)$ usually involves an expectation. Examples of such inequalities include Kolmogorov's inequality in the proof of the strong law of large numbers, and the Doob–Kolmogorov inequality (7.8.2) in the proof of the convergence of martingales with bounded second moments. Both these inequalities are special cases of the following maximal inequality for submartingales. In order to simplify the notation of this section, we shall write X_n^* for the maximum of the first $n + 1$ members of a sequence X_0, X_1, \dots , so that $X_n^* = \max\{X_i : 0 \leq i \leq n\}$.

(1) Theorem. Maximal inequality.

(a) If (Y, \mathcal{F}) is a submartingale, then

$$\mathbb{P}(Y_n^* \geq x) \leq \frac{\mathbb{E}(Y_n^+)}{x} \quad \text{for } x > 0.$$

(b) If (Y, \mathcal{F}) is a supermartingale and $\mathbb{E}|Y_0| < \infty$, then

$$\mathbb{P}(Y_n^* \geq x) \leq \frac{\mathbb{E}(Y_0) + \mathbb{E}(Y_n^-)}{x} \quad \text{for } x > 0.$$

These inequalities may be improved somewhat. For example, a closer look at the proof in case (a) leads to the inequality

$$(2) \quad \mathbb{P}(Y_n^* \geq x) \leq \frac{1}{x} \mathbb{E}(Y_n^+ I_{\{Y_n^* \geq x\}}) \quad \text{for } x > 0.$$

Proof. This is very similar to that of Theorem (12.4.13). Let $T = \min\{n : Y_n \geq x\}$ where $x > 0$, and suppose first that (Y, \mathcal{F}) is a submartingale. Then (Y^+, \mathcal{F}) is a non-negative submartingale with finite means by Exercise (12.1.7), and $T = \min\{n : Y_n^+ \geq x\}$ since $x > 0$. Applying the optional sampling theorem (12.4.11b) with stopping times $T_1 = T \wedge n$, $T_2 = n$, we obtain $\mathbb{E}(Y_{T \wedge n}^+) \leq \mathbb{E}(Y_n^+)$. However,

$$\begin{aligned} \mathbb{E}(Y_{T \wedge n}^+) &= \mathbb{E}(Y_T^+ I_{\{T \leq n\}}) + \mathbb{E}(Y_n^+ I_{\{T > n\}}) \\ &\geq x\mathbb{P}(T \leq n) + \mathbb{E}(Y_n^+ I_{\{T > n\}}) \end{aligned}$$

whence, as required,

$$\begin{aligned} (3) \quad x\mathbb{P}(T \leq n) &\leq \mathbb{E}(Y_n^+ (1 - I_{\{T > n\}})) \\ &= \mathbb{E}(Y_n^+ I_{\{T \leq n\}}) \leq \mathbb{E}(Y_n^+). \end{aligned}$$

Suppose next that (Y, \mathcal{F}) is a supermartingale. By optional sampling $\mathbb{E}(Y_0) \geq \mathbb{E}(Y_{T \wedge n})$. Now

$$\begin{aligned} \mathbb{E}(Y_{T \wedge n}) &= \mathbb{E}(Y_T I_{\{T \leq n\}} + Y_n I_{\{T > n\}}) \\ &\geq x\mathbb{P}(T \leq n) - \mathbb{E}(Y_n^-), \end{aligned}$$

whence $x\mathbb{P}(T \leq n) \leq \mathbb{E}(Y_0) + \mathbb{E}(Y_n^-)$. ■

Part (a) of the maximal inequality may be used to handle the maximum of a submartingale, and part (b) may be used as follows to handle its minimum. Suppose that (Y, \mathcal{F}) is a submartingale with finite means. Then $(-Y, \mathcal{F})$ is a supermartingale, and therefore

$$(4) \quad \mathbb{P}\left(\min_{0 \leq k \leq n} Y_k \leq -x\right) \leq \frac{\mathbb{E}(Y_n^+) - \mathbb{E}(Y_0)}{x} \quad \text{for } x > 0,$$

by (1b). Using (1a) also, we find that

$$\mathbb{P}\left(\max_{0 \leq k \leq n} |Y_k| \geq x\right) \leq \frac{2\mathbb{E}(Y_n^+) - \mathbb{E}(Y_0)}{x} \leq \frac{3}{x} \sup_k \mathbb{E}|Y_k|.$$

Sending n to infinity (and hiding a minor ‘continuity’ argument), we deduce that

$$(5) \quad \mathbb{P}\left(\sup_k |Y_k| \geq x\right) \leq \frac{3}{x} \sup_k \mathbb{E}|Y_k|, \quad \text{for } x > 0.$$

A slightly tighter conclusion is valid if (Y, \mathcal{F}) is a martingale rather than merely a submartingale. In this case, $(|Y_n|, \mathcal{F}_n)$ is a submartingale, whence (1a) yields

$$(6) \quad \mathbb{P}\left(\sup_k |Y_k| \geq x\right) \leq \frac{1}{x} \sup_k \mathbb{E}|Y_k|, \quad \text{for } x > 0.$$

(7) Example. Doob–Kolmogorov inequality (7.8.2). Let (Y, \mathcal{F}) be a martingale such that $\mathbb{E}(Y_n^2) < \infty$ for all n . Then (Y_n^2, \mathcal{F}_n) is a submartingale, whence

$$(8) \quad \mathbb{P}\left(\max_{0 \leq k \leq n} |Y_k| \geq x\right) = \mathbb{P}\left(\max_{0 \leq k \leq n} Y_k^2 \geq x^2\right) \leq \frac{\mathbb{E}(Y_n^2)}{x^2}$$

for $x > 0$, in agreement with (7.8.2). This is the major step in the proof of the convergence theorem (7.8.1) for martingales with bounded second moments. ●

(9) Example. Kolmogorov's inequality. Let X_1, X_2, \dots be independent random variables with finite means and variances. Applying the Doob–Kolmogorov inequality (8) to the martingale $Y_n = S_n - \mathbb{E}(S_n)$ where $S_n = X_1 + X_2 + \dots + X_n$, we obtain

$$(10) \quad \mathbb{P}\left(\max_{1 \leq k \leq n} |S_k - \mathbb{E}(S_k)| \geq x\right) \leq \frac{1}{x^2} \text{var}(S_n) \quad \text{for } x > 0.$$

This powerful inequality is the principal step in the usual proof of the strong law of large numbers (7.5.1). See Problem (7.11.29) for a simple proof not using martingales. ●

The maximal inequality may be used to address the question of convergence in r th mean of martingales.

(11) Theorem. Let $r > 1$, and let (Y, \mathcal{F}) be a martingale such that $\sup_n \mathbb{E}|Y_n^r| < \infty$. Then $Y_n \xrightarrow{r} Y_\infty$ where Y_∞ is the (almost sure) limit of Y_n .

This is not difficult to prove by way of Fatou's lemma and the theory of uniform integrability. Instead, we shall make use of the following inequality.

(12) Lemma. Let $r > 1$, and let (Y, \mathcal{F}) be a non-negative submartingale such that $\mathbb{E}(Y_n^r) < \infty$ for all n . Then

$$(13) \quad \mathbb{E}(Y_n^r) \leq \mathbb{E}((Y_n^*)^r) \leq \left(\frac{r}{r-1}\right)^r \mathbb{E}(Y_n^r).$$

Proof. Certainly $Y_n \leq Y_n^*$, and therefore the first inequality is trivial. Turning to the second, note first that

$$\mathbb{E}((Y_n^*)^r) \leq \mathbb{E}((Y_0 + Y_1 + \dots + Y_n)^r) < \infty.$$

Now, integrate by parts and use the maximal inequality (2) to obtain

$$\begin{aligned} \mathbb{E}((Y_n^*)^r) &= \int_0^\infty r x^{r-1} \mathbb{P}(Y_n^* \geq x) dx \leq \int_0^\infty r x^{r-2} \mathbb{E}(Y_n I_{\{Y_n^* \geq x\}}) dx \\ &= \mathbb{E}\left(Y_n \int_0^{Y_n^*} r x^{r-1} dx\right) = \frac{r}{r-1} \mathbb{E}(Y_n (Y_n^*)^{r-1}). \end{aligned}$$

We have by Hölder's inequality that

$$\mathbb{E}(Y_n (Y_n^*)^{r-1}) \leq [\mathbb{E}(Y_n^r)]^{1/r} [\mathbb{E}((Y_n^*)^r)]^{(r-1)/r}.$$

Substituting this, and solving, we obtain

$$[\mathbb{E}(Y_n^*)^r]^{1/r} \leq \frac{r}{r-1} [\mathbb{E}(Y_n^r)]^{1/r}. \quad \blacksquare$$

Proof of Theorem (11). Using the moment condition, $Y_\infty = \lim_{n \rightarrow \infty} Y_n$ exists almost surely. Now $(|Y_n|, \mathcal{F}_n)$ is a non-negative submartingale, and hence $\mathbb{E}(\sup_k |Y_k|^r) < \infty$ by Lemma (12) and monotone convergence (5.6.12). Hence $\{Y_k^r : k \geq 0\}$ is uniformly integrable (Exercise (7.10.6)), implying by Exercise (7.10.2) that $Y_k \xrightarrow{r} Y_\infty$ as required. ●

12.7 Backward martingales and continuous-time martingales

The ideas of martingale theory find expression in several other contexts, of which we consider two in this section. The first of these concerns backward martingales. We call a sequence $\mathcal{G} = \{\mathcal{G}_n : n \geq 0\}$ of σ -fields *decreasing* if $\mathcal{G}_n \supseteq \mathcal{G}_{n+1}$ for all n .

(1) Definition. Let \mathcal{G} be a decreasing sequence of σ -fields and let Y be a sequence of random variables which is adapted to \mathcal{G} . We call (Y, \mathcal{G}) a **backward** (or **reversed**) **martingale** if, for all $n \geq 0$,

- (a) $\mathbb{E}|Y_n| < \infty$,
- (b) $\mathbb{E}(Y_n | \mathcal{G}_{n+1}) = Y_{n+1}$.

Note that $\{(Y_n, \mathcal{G}_n) : n = 0, 1, 2, \dots\}$ is a backward martingale if and only if the reversed sequence $\{(Y_n, \mathcal{G}_n) : n = \dots, 2, 1, 0\}$ is a martingale, an observation which explains the use of the term.

(2) Example. Strong law of large numbers. Let X_1, X_2, \dots be independent identically distributed random variables with finite mean. Set $S_n = X_1 + X_2 + \dots + X_n$ and let $\mathcal{G}_n = \sigma(S_n, S_{n+1}, \dots)$. Then, using symmetry,

$$(3) \quad \mathbb{E}(S_n | \mathcal{G}_{n+1}) = \mathbb{E}(S_n | S_{n+1}) = n\mathbb{E}(X_1 | S_{n+1}) = n \frac{S_{n+1}}{n+1}$$

since $S_{n+1} = \mathbb{E}(S_{n+1} | S_{n+1}) = (n+1)\mathbb{E}(X_1 | S_{n+1})$. Therefore $Y_n = S_n/n$ satisfies $\mathbb{E}(Y_n | \mathcal{G}_{n+1}) = Y_{n+1}$, whence (Y, \mathcal{G}) is a backward martingale. We shall see soon that backward martingales converge almost surely and in mean, and therefore there exists Y_∞ such that $Y_n \rightarrow Y_\infty$ a.s. and in mean. By the zero-one law (7.3.15), Y_∞ is almost surely constant, and hence $Y_\infty = \mathbb{E}(X_1)$ almost surely. We have proved the strong law of large numbers. ●

(4) Backward-martingale convergence theorem. Let (Y, \mathcal{G}) be a backward martingale. Then Y_n converges to a limit Y_∞ almost surely and in mean.

It is striking that no extra condition is necessary to ensure the convergence of backward martingales.

Proof. Note first that the sequence $\dots, Y_n, Y_{n-1}, \dots, Y_1, Y_0$ is a martingale with respect to the sequence $\dots, \mathcal{G}_n, \mathcal{G}_{n-1}, \dots, \mathcal{G}_1, \mathcal{G}_0$, and therefore $Y_n = \mathbb{E}(Y_0 | \mathcal{G}_n)$ for all n . However, $\mathbb{E}|Y_0| < \infty$, and therefore $\{Y_n\}$ is uniformly integrable by Example (7.10.13). It is therefore sufficient to prove that Y_n converges almost surely. The usual way of doing this is via an upcrossings inequality. Applying (12.3.3) to the martingale Y_n, Y_{n-1}, \dots, Y_0 , we obtain that

$$\mathbb{E}U_n(a, b; Y) \leq \frac{\mathbb{E}((Y_0 - a)^+)}{b - a}$$

where $U_n(a, b; Y)$ is the number of upcrossings of $[a, b]$ by the sequence Y_n, Y_{n-1}, \dots, Y_0 . We let $n \rightarrow \infty$, and follow the proof of the martingale convergence theorem (12.3.1) to obtain the required result. ■

Rather than developing the theory of backward martingales in detail, we confine ourselves to one observation and an application. Let (Y, \mathcal{G}) be a backward martingale, and let T be a stopping time with respect to \mathcal{G} ; that is, $\{T = n\} \in \mathcal{G}_n$ for all n . If T is bounded,

say $\mathbb{P}(T \leq N) = 1$ for some fixed N , then the sequence Z_N, Z_{N-1}, \dots, Z_0 defined by $Z_n = Y_{T \vee n}$ is a martingale with respect to the appropriate sequence of σ -fields (remember that $x \vee y = \max\{x, y\}$). Hence, by the optional sampling theorem (12.4.11a),

$$(5) \quad \mathbb{E}(Y_T \mid \mathcal{G}_N) = Y_N.$$

(6) Example. Ballot theorem (3.10.6). Let X_1, X_2, \dots be independent identically distributed random variables taking values in $\{0, 1, 2, \dots\}$, and let $S_n = X_1 + X_2 + \dots + X_n$. We claim that

$$(7) \quad \mathbb{P}(S_k \geq k \text{ for some } 1 \leq k \leq N \mid S_N = b) = \min\{1, b/N\},$$

whenever b is such that $\mathbb{P}(S_N = b) > 0$. It is not immediately clear that this implies the ballot theorem, but look at it this way. In a ballot, each of N voters has two votes; he or she allocates both votes either to candidate A or to candidate B . Let us write X_i for the number of votes allocated to A by the i th voter, so that X_i equals either 0 or 2; assume that the X_i are independent. Now $S_k \geq k$ for some $1 \leq k \leq N$ if and only if B is not always in the lead. Equation (7) implies

$$(8) \quad \begin{aligned} \mathbb{P}(B \text{ always leads} \mid A \text{ receives a total of } 2a \text{ votes}) \\ = 1 - \mathbb{P}(S_k \geq k \text{ for some } 1 \leq k \leq N \mid S_N = 2a) \\ = 1 - \frac{2a}{N} = \frac{p - q}{p + q} \end{aligned}$$

if $0 \leq a < \frac{1}{2}N$, where $p = 2N - 2a$ is the number of votes received by B , and $q = 2a$ is the number received by A . This is the famous ballot theorem discussed after Corollary (3.10.6).

In order to prove equation (7), let $\mathcal{G}_n = \sigma(S_n, S_{n+1}, \dots)$, and recall that $(S_n/n, \mathcal{G}_n)$ is a backward martingale. Fix N , and let

$$T = \begin{cases} \max\{k : S_k \geq k \text{ and } 1 \leq k \leq N\} & \text{if this exists,} \\ 1 & \text{otherwise.} \end{cases}$$

This may not look like a stopping time, but it is. After all, for $1 < n \leq N$,

$$\{T = n\} = \{S_n \geq n, S_k < k \text{ for } n < k \leq N\},$$

an event defined in terms of S_n, S_{n+1}, \dots and therefore lying in the σ -field \mathcal{G}_n generated by these random variables. By a similar argument, $\{T = 1\} \in \mathcal{G}_1$.

We may assume that $S_N = b < N$, since (7) is obvious if $b \geq N$. Let $A = \{S_k \geq k \text{ for some } 1 \leq k \leq N\}$. We have that $S_N < N$; therefore, if A occurs, it must be the case that $S_T \geq T$ and $S_{T+1} < T + 1$. In this case $X_{T+1} = S_{T+1} - S_T < 1$, so that $X_{T+1} = 0$ and therefore $S_T/T = 1$. On the other hand, if A does not occur then $T = 1$, and also $S_T = S_1 = 0$, implying that $S_T/T = 0$. It follows that $S_T/T = I_A$ if $S_N < N$, where I_A is the indicator function of A . Taking expectations, we obtain

$$\mathbb{E}\left(\frac{1}{T}S_T \mid S_N = b\right) = \mathbb{P}(A \mid S_N = b) \quad \text{if } b < N.$$

Finally, we apply (5) to the backward martingale $(S_n/n, \mathcal{G}_n)$ to obtain

$$\mathbb{E}\left(\frac{1}{T} S_T \mid S_N = b\right) = \mathbb{E}\left(\frac{1}{N} S_N \mid S_N = b\right) = \frac{b}{N}.$$

The last two equations may be combined to give (7). ●

In contrast to the theory of backward martingales, the theory of continuous-time martingales is hedged about with technical considerations. Let $(\Omega, \mathcal{F}, \mathbb{P})$ be a probability space. A *filtration* is a family $\mathcal{F} = \{\mathcal{F}_t : t \geq 0\}$ of sub- σ -fields of \mathcal{F} satisfying $\mathcal{F}_s \subseteq \mathcal{F}_t$ whenever $s \leq t$. As before, we say that the (continuous-time) process $Y = \{Y(t) : t \geq 0\}$ is adapted to \mathcal{F} if $Y(t)$ is \mathcal{F}_t -measurable for all t . If Y is adapted to \mathcal{F} , we call (Y, \mathcal{F}) a *martingale* if $\mathbb{E}|Y(t)| < \infty$ for all t , and $\mathbb{E}(Y(t) \mid \mathcal{F}_s) = Y(s)$ whenever $s \leq t$. A random variable T taking values in $[0, \infty]$ is called a *stopping time* (with respect to the filtration \mathcal{F}) if $\{T \leq t\} \in \mathcal{F}_t$ for all $t \geq 0$.

Possibly the most important type of stopping time is the first passage time $T(A) = \inf\{t : Y(t) \in A\}$ for a suitable subset A of \mathbb{R} . Unfortunately $T(A)$ is not necessarily a stopping time. No problems arise if A is closed and the sample paths $\Pi(\omega) = \{(t, Y(t; \omega)) : t \geq 0\}$ of Y are continuous, but these conditions are over-restrictive. They may be relaxed at the price of making extra assumptions about the process Y and the filtration \mathcal{F} . It is usual to assume in addition that:

- (a) $(\Omega, \mathcal{F}, \mathbb{P})$ is complete,
- (b) \mathcal{F}_0 contains all events A of \mathcal{F} satisfying $\mathbb{P}(A) = 0$,
- (c) \mathcal{F} is right-continuous in that $\mathcal{F}_t = \mathcal{F}_{t+}$ for all $t \geq 0$, where $\mathcal{F}_{t+} = \bigcap_{\epsilon > 0} \mathcal{F}_{t+\epsilon}$.

We shall refer to these conditions as the ‘usual conditions’. Conditions (a) and (b) pose little difficulty, since an incomplete probability space may be completed, and the null events may be added to \mathcal{F}_0 . Condition (c) is not of great importance if the process Y has right-continuous sample paths, since then $Y(t) = \lim_{\epsilon \downarrow 0} Y(t + \epsilon)$ is \mathcal{F}_{t+} -measurable.

Here are some examples of continuous-time martingales.

(9) Example. Poisson process. Let $\{N(t) : t \geq 0\}$ be a Poisson process with intensity λ , and let \mathcal{F}_t be the σ -field generated by $\{N(u) : 0 \leq u \leq t\}$. It is easily seen that

$$\begin{aligned} U(t) &= N(t) - \lambda t, \\ V(t) &= U(t)^2 - \lambda t, \\ W(t) &= \exp[-\theta N(t) + \lambda t(1 - e^{-\theta})], \end{aligned}$$

constitute martingales with respect to \mathcal{F} .

There is a converse statement. Suppose $N = \{N(t) : t \geq 0\}$ is an integer-valued non-decreasing process such that, for all θ ,

$$W(t) = \exp[-\theta N(t) + \lambda t(1 - e^{-\theta})]$$

is a martingale. Then, if $s < t$,

$$\begin{aligned} \mathbb{E}(\exp\{-\theta[N(t) - N(s)]\} \mid \mathcal{F}_s) &= \mathbb{E}\left(\frac{W(t)}{W(s)} \exp[-\lambda(t-s)(1 - e^{-\theta})] \mid \mathcal{F}_s\right) \\ &= \exp[-\lambda(t-s)(1 - e^{-\theta})] \end{aligned}$$

by the martingale condition. Hence N has independent increments, $N(t) - N(s)$ having the Poisson distribution with parameter $\lambda(t - s)$. ●

(10) Example. Wiener process. Let $\{W(t) : t \geq 0\}$ be a standard Wiener process with continuous sample paths, and let \mathcal{F}_t be the σ -field generated by $\{W(u) : 0 \leq u \leq t\}$. It is easily seen that $W(t)$, $W(t)^2 - t$, and $\exp[\theta W(t) - \frac{1}{2}\theta^2 t]$ constitute martingales with respect to \mathcal{F} . Conversely it may be shown that, if $W(t)$ and $W(t)^2 - t$ are martingales with continuous sample paths, and $W(0) = 0$, then W is a standard Wiener process; this is sometimes called ‘Lévy’s characterization theorem’. ●

Versions of the convergence and optional stopping theorems are valid in continuous time.

(11) Convergence theorem. Let (Y, \mathcal{F}) be a martingale with right-continuous sample paths. If $\mathbb{E}|Y(t)| \leq M$ for some M and all t , then $Y_\infty = \lim_{t \rightarrow \infty} Y(t)$ exists almost surely. If, in addition, (Y, \mathcal{F}) is uniformly integrable then $Y(t) \xrightarrow{1} Y_\infty$.

Sketch proof. For each $m \geq 1$, the sequence $\{(Y(n2^{-m}), \mathcal{F}_{n2^{-m}}) : n \geq 0\}$ constitutes a discrete-time martingale. Under the conditions of the theorem, these martingales converge as $n \rightarrow \infty$. The right-continuity property of Y may be used to fill in the gaps. ■

(12) Optional stopping theorem. Let (Y, \mathcal{F}) be a uniformly integrable martingale with right-continuous sample paths. Suppose that S and T are stopping times such that $S \leq T$. Then $\mathbb{E}(Y(T) | \mathcal{F}_S) = Y(S)$.

The idea of the proof is to ‘discretize’ Y as in the previous proof, use the optional stopping theorem for uniformly integrable discrete-time martingales, and then pass to the continuous limit.

Exercises for Section 12.7

- Let X be a continuous-time Markov chain with finite state space S and generator \mathbf{G} . Let $\boldsymbol{\eta} = \{\eta(i) : i \in S\}$ be a root of the equation $\mathbf{G}\boldsymbol{\eta}' = \mathbf{0}$. Show that $\eta(X(t))$ constitutes a martingale with respect to $\mathcal{F}_t = \sigma(\{X(u) : u \leq t\})$.
- Let N be a Poisson process with intensity λ and $N(0) = 0$, and let $T_a = \min\{t : N(t) = a\}$, where a is a positive integer. Assuming that $\mathbb{E}\{\exp(\psi T_a)\} < \infty$ for sufficiently small positive ψ , use the optional stopping theorem to show that $\text{var}(T_a) = a\lambda^{-2}$.
- Let $S_m = \sum_{r=1}^m X_r$, $m \leq n$, where the X_r are independent and identically distributed with finite mean. Denote by U_1, U_2, \dots, U_n the order statistics of n independent variables which are uniformly distributed on $(0, t)$, and set $U_{n+1} = t$. Show that $R_m = S_m/U_{m+1}$, $0 \leq m \leq n$, is a backward martingale with respect to a suitable sequence of σ -fields, and deduce that

$$\mathbb{P}(R_m \geq 1 \text{ for some } m \leq n \mid S_n = y) \leq \min\{y/t, 1\}.$$

12.8 Some examples

(1) Example. Gambling systems. In practice, gamblers do not invariably follow simple strategies, but they vary their manner of play according to a personal system. One way of expressing this is as follows. For a given game, write Y_0, Y_1, \dots for the sequence of capitals obtained by wagering one unit on each play; we allow the Y_i to be negative. That is to say, let Y_0 be the initial capital, and let Y_n be the capital after n gambles each involving a unit stake. Take as filtration the sequence \mathcal{F} given by $\mathcal{F}_n = \sigma(Y_0, Y_1, \dots, Y_n)$. A general betting strategy would allow the gambler to vary her stake. If she bets S_n on the n th play, her profit is $S_n(Y_n - Y_{n-1})$, since $Y_n - Y_{n-1}$ is the profit resulting from a stake of one unit. Hence the gambler's capital Z_n after n plays satisfies

$$(2) \quad Z_n = Z_{n-1} + S_n(Y_n - Y_{n-1}) = Y_0 + \sum_{i=1}^n S_i(Y_i - Y_{i-1}),$$

where Y_0 is the gambler's initial capital. The S_n must have the following special property. The gambler decides the value of S_n in advance of the n th play, which is to say that S_n depends only on Y_0, Y_1, \dots, Y_{n-1} , and therefore S_n is \mathcal{F}_{n-1} -measurable. That is, (S, \mathcal{F}) must be a predictable process.

The sequence Z given by (2) is called the *transform* of Y by S . If Y is a martingale, we call Z a *martingale transform*.

Suppose (Y, \mathcal{F}) is a martingale. The gambler may hope to find a predictable process (S, \mathcal{F}) (called a *system*) for which the martingale transform Z (of Y by S) is no longer a martingale. She hopes in vain, since all martingale transforms have the martingale property. Here is a version of that statement.

(3) Theorem. *Let (S, \mathcal{F}) be a predictable process, and let Z be the transform of Y by S . Then:*

- (a) *if (Y, \mathcal{F}) is a martingale, then (Z, \mathcal{F}) is a martingale so long as $\mathbb{E}|Z_n| < \infty$ for all n ,*
- (b) *if (Y, \mathcal{F}) is a submartingale and in addition $S_n \geq 0$ for all n , then (Z, \mathcal{F}) is a submartingale so long as $\mathbb{E}(Z_n^+) < \infty$ for all n .*

Proof. From (2),

$$\begin{aligned} \mathbb{E}(Z_{n+1} | \mathcal{F}_n) - Z_n &= \mathbb{E}[S_{n+1}(Y_{n+1} - Y_n) | \mathcal{F}_n] \\ &= S_{n+1}[\mathbb{E}(Y_{n+1} | \mathcal{F}_n) - Y_n]. \end{aligned}$$

The last term is zero if Y is a martingale, and is non-negative if Y is a submartingale and $S_{n+1} \geq 0$. ■

A number of special cases are of value.

(4) Optional skipping. At each play, the gambler either wagers a unit stake or skips the round; S equals either 0 or 1.

(5) Optional stopping. The gambler wagers a unit stake on each play until the (random) time T , when she gambles for the last time. That is,

$$S_n = \begin{cases} 1 & \text{if } n \leq T, \\ 0 & \text{if } n > T, \end{cases}$$

and $Z_n = Y_{T \wedge n}$. Now $\{T = n\} = \{S_n = 1, S_{n+1} = 0\} \in \mathcal{F}_n$, so that T is a stopping time. It is a consequence of (3) that $(Y_{T \wedge n}, \mathcal{F}_n)$ is a martingale whenever Y is a martingale, as established earlier.

(6) *Optional starting.* The gambler does not play until the $(T + 1)$ th play, where T is a stopping time. In this case $S_n = 0$ for $n \leq T$. ●

(7) **Example. Likelihood ratios.** Let X_1, X_2, \dots be independent identically distributed random variables with common density function f . Suppose that it is known that $f(\cdot)$ is either $p(\cdot)$ or $q(\cdot)$, where p and q are given (different) densities; the statistical problem is to decide which of the two is the true density. A common approach is to calculate the *likelihood ratio*

$$Y_n = \frac{p(X_1)p(X_2) \cdots p(X_n)}{q(X_1)q(X_2) \cdots q(X_n)}$$

(assume for neatness for $q(x) > 0$ for all x), and to adopt the strategy:

(8) decide p if $Y_n \geq a$, decide q if $Y_n < a$,

where a is some predetermined positive level.

Let $\mathcal{F}_n = \sigma(X_1, X_2, \dots, X_n)$. If $f = q$, then

$$\mathbb{E}(Y_{n+1} \mid \mathcal{F}_n) = Y_n \mathbb{E} \left(\frac{p(X_{n+1})}{q(X_{n+1})} \right) = Y_n \int_{-\infty}^{\infty} \frac{p(x)}{q(x)} q(x) dx = Y_n$$

since p is a density function. Furthermore

$$\mathbb{E}|Y_n| = \int_{\mathbb{R}^n} \frac{p(x_1)p(x_2) \cdots p(x_n)}{q(x_1)q(x_2) \cdots q(x_n)} q(x_1) \cdots q(x_n) dx_1 \cdots dx_n = 1.$$

It follows that (Y, \mathcal{F}) is a martingale, under the assumption that q is the common density function of the X_i . By an application of the convergence theorem, the limit $Y_\infty = \lim_{n \rightarrow \infty} Y_n$ exists almost surely under this assumption. We may calculate Y_∞ explicitly as follows:

$$\log Y_n = \sum_{i=1}^n \log \left(\frac{p(X_i)}{q(X_i)} \right),$$

the sum of independent identically distributed random variables. The logarithm function is concave, so that

$$\mathbb{E} \left(\log \left(\frac{p(X_1)}{q(X_1)} \right) \right) < \log \left(\mathbb{E} \left(\frac{p(X_1)}{q(X_1)} \right) \right) = 0$$

by Jensen's inequality, Exercise (5.6.1). Applying the strong law of large numbers (7.5.1), we deduce that $n^{-1} \log Y_n$ converges almost surely to some point in $[-\infty, 0)$, implying that $Y_n \xrightarrow{\text{a.s.}} Y_\infty = 0$. (This is a case when the sequence Y_n does not converge to Y_∞ in mean, and $Y_n \neq \mathbb{E}(Y_\infty \mid \mathcal{F}_n)$.)

The fact that $Y_n \xrightarrow{\text{a.s.}} 0$ tells us that $Y_n < a$ for all large n , and hence the decision rule (8) gives the correct answer (that is, that $f = q$) for all large n . Indeed the probability that the outcome of the decision rule is ever in error satisfies $\mathbb{P}(Y_n \geq a \text{ for any } n \geq 1) \leq a^{-1}$, by the maximal inequality (12.6.6). ●

(9) Example. Epidemics. A village contains $N + 1$ people, one of whom is suffering from a fatal and infectious illness. Let $S(t)$ be the number of susceptible people at time t (that is, living people who have not yet been infected), let $I(t)$ be the number of infectives (that is, living people with the disease), and let $D(t) = N + 1 - S(t) - I(t)$ be the number of dead people. Assume that $(S(t), I(t), D(t))$ is a (trivariate) Markov chain in continuous time with transition rates

$$(s, i, d) \rightarrow \begin{cases} (s - 1, i + 1, d) & \text{at rate } \lambda si, \\ (s, i - 1, d + 1) & \text{at rate } \mu i; \end{cases}$$

that is to say, some susceptible becomes infective at rate λsi , and some infective dies at rate μi , where s and i are the numbers of susceptibles and infectives. This is the model of (6.12.4) with the introduction of death. The three variables always add up to $N + 1$, and therefore we may suppress reference to the dead, writing (s, i) for a typical state of the process. Suppose we can find $\psi = \{\psi(s, i) : 0 \leq s + i \leq N + 1\}$ such that $\mathbf{G}\psi' = \mathbf{0}$, where \mathbf{G} is the generator of the chain; think of ψ as a row vector. Then the transition semigroup $\mathbf{P}_t = e^{t\mathbf{G}}$ satisfies

$$\mathbf{P}_t \psi' = \psi' + \sum_{n=1}^{\infty} \frac{1}{n!} t^n \mathbf{G}^n \psi' = \psi',$$

whence it is easily seen (Exercise (12.7.1)) that $Y(t) = \psi(S(t), I(t))$ defines a continuous-time martingale with respect to the filtration $\mathcal{F}_t = \sigma(\{S(u), I(u) : 0 \leq u \leq t\})$.

Now $\mathbf{G}\psi' = \mathbf{0}$ if and only if

$$(10) \quad \lambda si \psi(s - 1, i + 1) - (\lambda si + \mu i) \psi(s, i) + \mu i \psi(s, i - 1) = 0$$

for all relevant i and s . If we look for a solution of the form $\psi(s, i) = \alpha(s)\beta(i)$, we obtain

$$(11) \quad \lambda s \alpha(s - 1) \beta(i + 1) - (\lambda s + \mu) \alpha(s) \beta(i) + \mu \alpha(s) \beta(i - 1) = 0.$$

Viewed as a difference equation in the $\beta(i)$, this suggests setting

$$(12) \quad \beta(i) = B^i \quad \text{for some } B.$$

With this choice and a little calculation, one finds that

$$(13) \quad \alpha(s) = \prod_{k=s+1}^N \left(\frac{\lambda B k - \mu(1 - B)}{\lambda B^2 k} \right)$$

will do. With such choices for α and β , the process $\psi(S(t), I(t)) = \alpha(S(t))\beta(I(t))$ constitutes a martingale.

Two possibilities spring to mind. Either everyone dies ultimately (that is, $S(t) = 0$ before $I(t) = 0$) or the disease dies off before everyone has caught it (that is, $I(t) = 0$ before $S(t) = 0$). Let $T = \inf\{t : S(t)I(t) = 0\}$ be the time at which the process terminates. Clearly T is a stopping time, and therefore

$$\mathbb{E}(\psi(S(T), I(T))) = \psi(S(0), I(0)) = \alpha(N)\beta(1) = B,$$

which is to say that

$$(14) \quad \mathbb{E} \left(B^{I(T)} \prod_{k=S(T)+1}^N \left(\frac{\lambda B k - \mu(1-B)}{\lambda B^2 k} \right) \right) = B$$

for all B . From this equation we wish to determine whether $S(T) = 0$ or $I(T) = 0$, corresponding to the two possibilities described above.

We have a free choice of B in (14), and we choose the following values. For $1 \leq r \leq N$, define $B_r = \mu/(\lambda r + \mu)$, so that $\lambda r B_r - \mu(1 - B_r) = 0$. Substitute $B = B_r$ in (14) to obtain

$$(15) \quad \mathbb{E} \left(B_r^{S(T)-N} \prod_{k=S(T)+1}^N \left(\frac{k-r}{k} \right) \right) = B_r$$

(remember that $I(T) = 0$ if $S(T) \neq 0$). Put $r = N$ to get $\mathbb{P}(S(T) = N) = B_N$. More generally, we have from (15) that $p_j = \mathbb{P}(S(T) = j)$ satisfies

$$(16) \quad p_N + \frac{N-r}{N B_r} p_{N-1} + \frac{(N-r)(N-r-1)}{N(N-1) B_r^2} p_{N-2} + \cdots + \frac{(N-r)! r!}{N! B_r^{N-r}} p_r = B_r,$$

for $1 \leq r \leq N$. From these equations, $p_0 = \mathbb{P}(S(T) = 0)$ may in principle be calculated. ●

(17) Example. Our final two examples are relevant to mathematical analysis. Let $f : [0, 1] \rightarrow \mathbb{R}$ be a (measurable) function such that

$$(18) \quad \int_0^1 |f(x)| dx < \infty;$$

that is, f is integrable. We shall show that there exists a sequence $\{f_n : n \geq 0\}$ of step functions such that $f_n(x) \rightarrow f(x)$ as $n \rightarrow \infty$, except possibly for an exceptional set of values of x having Lebesgue measure 0.

Let X be uniformly distributed on $[0, 1]$, and define X_n by

$$(19) \quad X_n = k2^{-n} \quad \text{if} \quad k2^{-n} \leq X < (k+1)2^{-n}$$

where k and n are non-negative integers. It is easily seen that $X_n \uparrow X$ as $n \rightarrow \infty$, and furthermore $2^n(X_n - X_{n-1})$ equals the n th term in the binary expansion of X .

Define $Y = f(X)$ and $Y_n = \mathbb{E}(Y | \mathcal{F}_n)$ where $\mathcal{F}_n = \sigma(X_0, X_1, \dots, X_n)$. Now $\mathbb{E}|f(X)| < \infty$ by (18), and therefore (Y, \mathcal{F}) is a uniformly integrable martingale (see Example (12.3.9)). It follows that

$$(20) \quad Y_n \rightarrow Y_\infty = \mathbb{E}(Y | \mathcal{F}_\infty) \quad \text{a.s. and in mean,}$$

where $\mathcal{F}_\infty = \sigma(X_0, X_1, X_2, \dots) = \sigma(X)$. Hence $Y_\infty = \mathbb{E}(f(X) | X) = f(X)$, and in addition

$$(21) \quad Y_n = \mathbb{E}(Y | \mathcal{F}_n) = \mathbb{E}(Y | X_0, X_1, \dots, X_n) = \int_{X_n}^{X_n+2^{-n}} f(u)2^n du = f_n(X)$$

where $f_n : [0, 1] \rightarrow \mathbb{R}$ is the step function defined by

$$f_n(x) = 2^n \int_{x_n}^{x_n+2^{-n}} f(u) du,$$

x_n being the number of the form $k2^{-n}$ satisfying $x_n \leq x < x_n + 2^{-n}$. We have from (20) that $f_n(X) \rightarrow f(X)$ a.s. and in mean, whence $f_n(x) \rightarrow f(x)$ for almost all x , and furthermore

$$\int_0^1 |f_n(x) - f(x)| dx \rightarrow 0 \quad \text{as } n \rightarrow \infty. \quad \bullet$$

(22) Example. This time let $f : [0, 1] \rightarrow \mathbb{R}$ be Lipschitz continuous, which is to say that there exists C such that

$$(23) \quad |f(x) - f(y)| \leq C|x - y| \quad \text{for all } x, y \in [0, 1].$$

Lipschitz continuity is of course somewhere between continuity and differentiability: Lipschitz-continuous functions are necessarily continuous but need not be differentiable (in the usual sense). We shall see, however, that there must exist a function g such that

$$f(x) - f(0) = \int_0^x g(u) du, \quad x \in [0, 1];$$

the function g is called the *Radon-Nikodým derivative* of f (with respect to Lebesgue measure).

As in the last example, let X be uniformly distributed on $[0, 1]$, define X_n by (19), and let

$$(24) \quad Z_n = 2^n [f(X_n + 2^{-n}) - f(X_n)].$$

It may be seen as follows that (Z, \mathcal{F}) is a martingale (with respect to the filtration $\mathcal{F}_n = \sigma(X_0, X_1, \dots, X_n)$). First, we check that $\mathbb{E}(Z_{n+1} | \mathcal{F}_n) = Z_n$. To this end note that, conditional on X_0, X_1, \dots, X_n , it is the case that X_{n+1} is equally likely to take the value X_n or the value $X_n + 2^{-n-1}$. Therefore

$$\begin{aligned} \mathbb{E}(Z_{n+1} | \mathcal{F}_n) &= \frac{1}{2} 2^{n+1} [f(X_n + 2^{-n-1}) - f(X_n)] \\ &\quad + \frac{1}{2} 2^{n+1} [f(X_n + 2^{-n}) - f(X_n + 2^{-n-1})] \\ &= 2^n [f(X_n + 2^{-n}) - f(X_n)] = Z_n. \end{aligned}$$

Secondly, by the Lipschitz continuity (23) of f , it is the case that $|Z_n| \leq C$, whence (Z, \mathcal{F}) is a bounded martingale.

Therefore Z_n converges almost surely and in mean to some limit Z_∞ , and furthermore $Z_n = \mathbb{E}(Z_\infty | \mathcal{F}_n)$ by Lemma (12.3.11). Now Z_∞ is \mathcal{F}_∞ -measurable where $\mathcal{F}_\infty = \lim_{n \rightarrow \infty} \mathcal{F}_n = \sigma(X_0, X_1, X_2, \dots) = \sigma(X)$, which implies that Z_∞ is a function of X , say $Z_\infty = g(X)$. As in equation (21), the relation

$$Z_n = \mathbb{E}(g(X) | X_0, X_1, \dots, X_n)$$

becomes

$$f(X_n + 2^{-n}) - f(X_n) = \int_{X_n}^{X_n + 2^{-n}} g(u) du.$$

This is an ('almost sure') identity for X_n , which has positive probability of taking any value of the form $k2^{-n}$ for $0 \leq k < 2^n$. Hence

$$f((k+1)2^{-n}) - f(k2^{-n}) = \int_{k2^{-n}}^{(k+1)2^{-n}} g(u) du,$$

whence, by summing,

$$f(x) - f(0) = \int_0^x g(u) du$$

for all x of the form $k2^{-n}$ for some $n \geq 1$ and $0 \leq k < 2^n$. The corresponding result for general $x \in [0, 1]$ is obtained by taking a limit along a sequence of such 'dyadic rationals'. ●

12.9 Problems

1. Let Z_n be the size of the n th generation of a branching process with immigration in which the mean family size is $\mu (\neq 1)$ and the mean number of immigrants per generation is m . Show that

$$Y_n = \mu^{-n} \left\{ Z_n - m \frac{1 - \mu^n}{1 - \mu} \right\}$$

defines a martingale.

2. In an age-dependent branching process, each individual gives birth to a random number of offspring at random times. At time 0, there exists a single progenitor who has N children at the subsequent times $B_1 \leq B_2 \leq \dots \leq B_N$; his family may be described by the vector $(N, B_1, B_2, \dots, B_N)$. Each subsequent member x of the population has a family described similarly by a vector $(N(x), B_1(x), \dots, B_{N(x)}(x))$ having the same distribution as (N, B_1, \dots, B_N) and independent of all other individuals' families. The number $N(x)$ is the number of his offspring, and $B_i(x)$ is the time between the births of the parent and the i th offspring. Let $\{B_{n,r} : r \geq 1\}$ be the times of births of individuals in the n th generation. Let $M_n(\theta) = \sum_r e^{-\theta B_{n,r}}$, and show that $Y_n = M_n(\theta) / \mathbb{E}(M_1(\theta))^n$ defines a martingale with respect to $\mathcal{F}_n = \sigma(\{B_{m,r} : m \leq n, r \geq 1\})$, for any value of θ such that $\mathbb{E}M_1(\theta) < \infty$.

3. Let (Y, \mathcal{F}) be a martingale with $\mathbb{E}Y_n = 0$ and $\mathbb{E}(Y_n^2) < \infty$ for all n . Show that

$$\mathbb{P} \left(\max_{1 \leq k \leq n} Y_k > x \right) \leq \frac{\mathbb{E}(Y_n^2)}{\mathbb{E}(Y_n^2) + x^2}, \quad x > 0.$$

4. Let (Y, \mathcal{F}) be a non-negative submartingale with $Y_0 = 0$, and let $\{c_n\}$ be a non-increasing sequence of positive numbers. Show that

$$\mathbb{P} \left(\max_{1 \leq k \leq n} c_k Y_k \geq x \right) \leq \frac{1}{x} \sum_{k=1}^n c_k \mathbb{E}(Y_k - Y_{k-1}), \quad x > 0.$$

Such an inequality is sometimes named after subsets of Hájek, Rényi, and Chow. Deduce Kolmogorov's inequality for the sum of independent random variables. [Hint: Work with the martingale $Z_n = c_n Y_n - \sum_{k=1}^n c_k \mathbb{E}(X_k | \mathcal{F}_{k-1}) + \sum_{k=1}^n (c_{k-1} - c_k) Y_{k-1}$ where $X_k = Y_k - Y_{k-1}$.]

5. Suppose that the sequence $\{X_n : n \geq 1\}$ of random variables satisfies $\mathbb{E}(X_n | X_1, X_2, \dots, X_{n-1}) = 0$ for all n , and also $\sum_{k=1}^{\infty} \mathbb{E}(|X_k|^r)/k^r < \infty$ for some $r \in [1, 2]$. Let $S_n = \sum_{i=1}^n Z_i$ where $Z_i = X_i/i$, and show that

$$\mathbb{P}\left(\max_{1 \leq k \leq n} |S_{m+k} - S_m| \geq x\right) \leq \frac{1}{x^r} \mathbb{E}(|S_{m+n} - S_m|^r), \quad x > 0.$$

Deduce that S_n converges a.s. as $n \rightarrow \infty$, and hence that $n^{-1} \sum_{k=1}^n X_k \xrightarrow{\text{a.s.}} 0$. [Hint: In the case $1 < r \leq 2$, prove and use the fact that $h(u) = |u|^r$ satisfies $h(v) - h(u) \leq (v-u)h'(u) + 2h((v-u)/2)$. Kronecker's lemma is useful for the last part.]

6. Let X_1, X_2, \dots be independent random variables with

$$X_n = \begin{cases} 1 & \text{with probability } (2n)^{-1}, \\ 0 & \text{with probability } 1 - n^{-1}, \\ -1 & \text{with probability } (2n)^{-1}. \end{cases}$$

Let $Y_1 = X_1$ and for $n \geq 2$

$$Y_n = \begin{cases} X_n & \text{if } Y_{n-1} = 0, \\ nY_{n-1}|X_n| & \text{if } Y_{n-1} \neq 0. \end{cases}$$

Show that Y_n is a martingale with respect to $\mathcal{F}_n = \sigma(Y_1, Y_2, \dots, Y_n)$. Show that Y_n does not converge almost surely. Does Y_n converge in any way? Why does the martingale convergence theorem not apply?

7. Let X_1, X_2, \dots be independent identically distributed random variables and suppose that $M(t) = \mathbb{E}(e^{tX_1})$ satisfies $M(t) = 1$ for some $t > 0$. Show that $\mathbb{P}(S_k \geq x \text{ for some } k) \leq e^{-tx}$ for $x > 0$ and such a value of t , where $S_k = X_1 + X_2 + \dots + X_k$.

8. Let Z_n be the size of the n th generation of a branching process with family-size probability generating function $G(s)$, and assume $Z_0 = 1$. Let ξ be the smallest positive root of $G(s) = s$. Use the martingale convergence theorem to show that, if $0 < \xi < 1$, then $\mathbb{P}(Z_n \rightarrow 0) = \xi$ and $\mathbb{P}(Z_n \rightarrow \infty) = 1 - \xi$.

9. Let (Y, \mathcal{F}) be a non-negative martingale, and let $Y_n^* = \max\{Y_k : 0 \leq k \leq n\}$. Show that

$$\mathbb{E}(Y_n^*) \leq \frac{e}{e-1} \left\{ 1 + \mathbb{E}(Y_n (\log Y_n)^+) \right\}.$$

[Hint: $a \log^+ b \leq a \log^+ a + b/e$ if $a, b \geq 0$, where $\log^+ x = \max\{0, \log x\}$.]

10. Let $X = \{X(t) : t \geq 0\}$ be a birth-death process with parameters λ_i, μ_i , where $\lambda_i = 0$ if and only if $i = 0$. Define $h(0) = 0, h(1) = 1$, and

$$h(j) = 1 + \sum_{i=1}^{j-1} \frac{\mu_1 \mu_2 \cdots \mu_i}{\lambda_1 \lambda_2 \cdots \lambda_i}, \quad j \geq 2.$$

Show that $h(X(t))$ constitutes a martingale with respect to the filtration $\mathcal{F}_t = \sigma(\{X(u) : 0 \leq u \leq t\})$, whenever $\mathbb{E}h(X(t)) < \infty$ for all t . (You may assume that the forward equations are satisfied.)

Fix n , and let $m < n$; let $\pi(m)$ be the probability that the process is absorbed at 0 before it reaches size n , having started at size m . Show that $\pi(m) = 1 - \{h(m)/h(n)\}$.

11. Let (Y, \mathcal{F}) be a submartingale such that $\mathbb{E}(Y_n^+) \leq M$ for some M and all n .
- Show that $M_n = \lim_{m \rightarrow \infty} \mathbb{E}(Y_{n+m}^+ | \mathcal{F}_n)$ exists (almost surely) and defines a martingale with respect to \mathcal{F} .
 - Show that Y_n may be expressed in the form $Y_n = X_n - Z_n$ where (X, \mathcal{F}) is a non-negative martingale, and (Z, \mathcal{F}) is a non-negative supermartingale. This representation of Y is sometimes termed the ‘Krickeberg decomposition’.
 - Let (Y, \mathcal{F}) be a martingale such that $\mathbb{E}|Y_n| \leq M$ for some M and all n . Show that Y may be expressed as the difference of two non-negative martingales.
12. Let $\mathcal{L}Y_n$ be the assets of an insurance company after n years of trading. During each year it receives a total (fixed) income of $\mathcal{L}P$ in premiums. During the n th year it pays out a total of $\mathcal{L}C_n$ in claims. Thus $Y_{n+1} = Y_n + P - C_{n+1}$. Suppose that C_1, C_2, \dots are independent $N(\mu, \sigma^2)$ variables and show that the probability of ultimate bankruptcy satisfies

$$\mathbb{P}(Y_n \leq 0 \text{ for some } n) \leq \exp \left\{ -\frac{2(P - \mu)Y_0}{\sigma^2} \right\}.$$

13. **Pólya’s urn.** A bag contains red and blue balls, with initially r red and b blue where $rb > 0$. A ball is drawn from the bag, its colour noted, and then it is returned to the bag together with a new ball of the same colour. Let R_n be the number of red balls after n such operations.

- Show that $Y_n = R_n/(n + r + b)$ is a martingale which converges almost surely and in mean.
- Let T be the number of balls drawn until the first blue ball appears, and suppose that $r = b = 1$. Show that $\mathbb{E}\{(T + 2)^{-1}\} = \frac{1}{4}$.
- Suppose $r = b = 1$, and show that $\mathbb{P}(Y_n \geq \frac{3}{4} \text{ for some } n) \leq \frac{2}{3}$.

14. Here is a modification of the last problem. Let $\{A_n : n \geq 1\}$ be a sequence of random variables, each being a non-negative integer. We are provided with the bag of Problem (12.9.13), and we add balls according to the following rules. At each stage a ball is drawn from the bag, and its colour noted; we assume that the distribution of this colour depends only on the current contents of the bag and not on any further information concerning the A_n . We return this ball together with A_n new balls of the same colour. Write R_n and B_n for the numbers of red and blue balls in the urn after n operations, and let $\mathcal{F}_n = \sigma(\{R_k, B_k : 0 \leq k \leq n\})$. Show that $Y_n = R_n/(R_n + B_n)$ defines a martingale. Suppose $R_0 = B_0 = 1$, let T be the number of balls drawn until the first blue ball appears, and show that

$$\mathbb{E} \left(\frac{1 + A_T}{2 + \sum_{i=1}^T A_i} \right) = \frac{1}{2},$$

so long as $\sum_n (2 + \sum_{i=1}^n A_i)^{-1} = \infty$ a.s.

15. **Labouchere system.** Here is a gambling system for playing a fair game. Choose a sequence x_1, x_2, \dots, x_n of positive numbers.

Wager the sum of the first and last numbers on an evens bet. If you win, delete those two numbers; if you lose, append their sum as an extra term $x_{n+1} (= x_1 + x_n)$ at the right-hand end of the sequence.

You play iteratively according to the above rule. If the sequence ever contains one term only, you wager that amount on an evens bet. If you win, you delete the term, and if you lose you append it to the sequence to obtain two terms.

Show that, with probability 1, the game terminates with a profit of $\sum_1^n x_i$, and that the time until termination has finite mean.

This looks like another clever strategy. Show that the mean size of your largest stake before winning is infinite. (When Henry Labouchere was sent down from Trinity College, Cambridge, in 1852, his gambling debts exceeded £6000.)

16. Here is a martingale approach to the question of determining the mean number of tosses of a coin before the first appearance of the sequence HHH. A large casino contains infinitely many gamblers G_1, G_2, \dots , each with an initial fortune of \$1. A croupier tosses a coin repeatedly. For each n , gambler G_n bets as follows. Just before the n th toss he stakes his \$1 on the event that the n th toss shows heads. The game is assumed fair, so that he receives a total of $\$p^{-1}$ if he wins, where p is the probability of heads. If he wins this gamble, then he repeatedly stakes his entire current fortune on heads, at the same odds as his first gamble. At the first subsequent tail he loses his fortune and leaves the casino, penniless. Let S_n be the casino's profit (losses count negative) after the n th toss. Show that S_n is a martingale. Let N be the number of tosses before the first appearance of HHH; show that N is a stopping time and hence find $\mathbb{E}(N)$.

Now adapt this scheme to calculate the mean time to the first appearance of the sequence HTH.

17. Let $\{(X_k, Y_k) : k \geq 1\}$ be a sequence of independent identically distributed random vectors such that each X_k and Y_k takes values in the set $\{-1, 0, 1, 2, \dots\}$. Suppose that $\mathbb{E}(X_1) = \mathbb{E}(Y_1) = 0$ and $\mathbb{E}(X_1 Y_1) = c$, and furthermore X_1 and Y_1 have finite non-zero variances. Let U_0 and V_0 be positive integers, and define $(U_{n+1}, V_{n+1}) = (U_n, V_n) + (X_{n+1}, Y_{n+1})$ for each $n \geq 0$. Let $T = \min\{n : U_n V_n = 0\}$ be the first hitting time by the random walk (U_n, V_n) of the axes of \mathbb{R}^2 . Show that $\mathbb{E}(T) < \infty$ if and only if $c < 0$, and that $\mathbb{E}(T) = -\mathbb{E}(U_0 V_0)/c$ in this case. [Hint: You might show that $U_n V_n - cn$ is a martingale.]

18. The game 'Red Now' may be played by a single player with a well shuffled conventional pack of 52 playing cards. At times $n = 1, 2, \dots, 52$ the player turns over a new card and observes its colour. Just once in the game he must say, just before exposing a card, "Red Now". He wins the game if the next exposed card is red. Let R_n be the number of red cards remaining face down after the n th card has been turned over. Show that $X_n = R_n/(52 - n)$, $0 \leq n < 52$, defines a martingale. Show that there is no strategy for the player which results in a probability of winning different from $\frac{1}{2}$.

19. A businessman has a redundant piece of equipment which he advertises for sale, inviting "offers over £1000". He anticipates that, each week for the foreseeable future, he will be approached by one prospective purchaser, the offers made in week $0, 1, \dots$ being $\mathcal{L}1000X_0, \mathcal{L}1000X_1, \dots$, where X_0, X_1, \dots are independent random variables with a common density function f and finite mean. Storage of the equipment costs $\mathcal{L}1000c$ per week and the prevailing rate of interest is $\alpha (> 0)$ per week. Explain why a sensible strategy for the businessman is to sell in the week T , where T is a stopping time chosen so as to maximize

$$\mu(T) = \mathbb{E}\left\{ (1 + \alpha)^{-T} X_T - \sum_{n=1}^T (1 + \alpha)^{-n} c \right\}.$$

Show that this problem is equivalent to maximizing $\mathbb{E}\{(1 + \alpha)^{-T} Z_T\}$ where $Z_n = X_n + c/\alpha$.

Show that there exists a unique positive real number γ with the property that

$$\alpha\gamma = \int_{\gamma}^{\infty} \mathbb{P}(Z_n > y) dy,$$

and that, for this value of γ , the sequence $V_n = (1 + \alpha)^{-n} \max\{Z_n, \gamma\}$ constitutes a supermartingale. Deduce that the optimal strategy for the businessman is to set a target price τ (which you should specify in terms of γ) and sell the first time he is offered at least this price.

In the case when $f(x) = 2x^{-3}$ for $x \geq 1$, and $c = \alpha = \frac{1}{90}$, find his target price and the expected number of weeks he will have to wait before selling.

20. Let Z be a branching process satisfying $Z_0 = 1, \mathbb{E}(Z_1) < 1$, and $\mathbb{P}(Z_1 \geq 2) > 0$. Show that $\mathbb{E}(\sup_n Z_n) \leq \eta/(\eta - 1)$, where η is the largest root of the equation $x = G(x)$ and G is the probability generating function of Z_1 .

21. Matching. In a cloakroom there are K coats belonging to K people who make an attempt to leave by picking a coat at random. Those who pick their own coat leave, the rest return the coats and try again at random. Let N be the number of rounds of attempts until everyone has left. Show that $\mathbb{E}N = K$ and $\text{var}(N) \leq K$.

22. Let W be a standard Wiener process, and define

$$M(t) = \int_0^t W(u) du - \frac{1}{3}W(t)^3.$$

Show that $M(t)$ is a martingale, and deduce that the expected area under the path of W until it first reaches one of the levels $a (> 0)$ or $b (< 0)$ is $-\frac{1}{3}ab(a+b)$.

23. Let $W = (W_1, W_2, \dots, W_d)$ be a d -dimensional Wiener process, the W_i being independent one-dimensional Wiener processes with $W_i(0) = 0$ and variance parameter $\sigma^2 = d^{-1}$. Let $R(t)^2 = W_1(t)^2 + W_2(t)^2 + \dots + W_d(t)^2$, and show that $R(t)^2 - t$ is a martingale. Deduce that the mean time to hit the sphere of \mathbb{R}^d with radius a is a^2 .

24. Let W be a standard one-dimensional Wiener process, and let $a, b > 0$. Let T be the earliest time at which W visits either of the two points $-a, b$. Show that $\mathbb{P}(W(T) = b) = a/(a+b)$ and $\mathbb{E}(T) = ab$. In the case $a = b$, find $\mathbb{E}(e^{-sT})$ for $s > 0$.

Diffusion processes

Summary. An elementary description of the Wiener process (Brownian motion) is presented, and used to motivate an account of diffusion processes based on the instantaneous mean and variance. This leads to the forward and backward equations for diffusions. First-passage probabilities of the Wiener process are explored using the reflection principle. Interpretations of absorbing and reflecting barriers for diffusions are presented. There is a brief account of excursions, and of the Brownian bridge. The Itô calculus is summarized, and used to construct a class of diffusions which are martingales. The theory of financial mathematics based on the Wiener process is described, including option pricing and the Black–Scholes formula. Finally, there is a discussion of the links between diffusions, harmonic functions, and potential theory.

13.1 Introduction

Random processes come in many types. For example, they may run in discrete time or continuous time, and their state spaces may also be discrete or continuous. In the main, we have so far considered processes which are *discrete* either in time or space; our purpose in this chapter is to approach the theory of processes indexed by continuous time and taking values in the real line \mathbb{R} . Many important examples belong to this category: meteorological data, communication systems with noise, molecular motion, and so on. In other important cases, such random processes provide useful approximations to the physical process in question: processes in population genetics or population evolution, for example.

The archetypal diffusion process is the Wiener process W of Example (9.6.13), a Gaussian process with stationary independent increments. Think about W as a description of the motion of a particle moving randomly but continuously about \mathbb{R} . There are various ways of *defining* the Wiener process, and each such definition has two components. First of all, we require a *distributional* property, such as that the finite-dimensional distributions are Gaussian, and so on. The second component, not explored in Chapter 9, is that the sample paths of the process $\{W(t; \omega) : t \geq 0\}$, thought of as random functions on the underlying probability space $(\Omega, \mathcal{F}, \mathbb{P})$, are almost surely continuous. This assumption is important and natural, and of particular relevance when studying first passage times of the process.

Similar properties are required of a diffusion process, and we reserve the term ‘diffusion’ for a process $\{X(t) : t \geq 0\}$ having the strong Markov property and whose sample paths are almost surely continuous.

13.2 Brownian motion

Suppose we observe a container of water. The water may appear to be motionless, but this is an illusion. If we are able to approach the container so closely as to be able to distinguish individual molecules then we may perceive that each molecule enjoys a motion which is unceasing and without any apparent order. The disorder of this movement arises from the frequent occasions at which the molecule is repulsed by other molecules which are nearby at the time. A revolutionary microscope design enabled the Dutch scientist A. van Leeuwenhoek (1632–1723) to observe the apparently random motion of micro-organisms dubbed ‘animalcules’, but this motion was *biological* in cause. Credit for noticing that all sufficiently tiny particles enjoy a random movement of *physical* origin is usually given to the botanist R. Brown (1773–1858). Brown studied in 1827 the motion of tiny particles suspended in water, and he lent his name to the type of erratic movement thus observed. It was a major thrust of mathematics in the 20th century to model such phenomena, and this has led to the mathematical object termed the ‘Wiener process’, an informal motivation for which is presented in this section.

Brownian motion takes place in continuous time and continuous space. Our first attempt to model it might proceed by approximating to it by a discrete process such as a random walk. At any epoch of time the position of an observed particle is constrained to move about the points $\{(a\delta, b\delta, c\delta) : a, b, c = 0, \pm 1, \pm 2, \dots\}$ of a three-dimensional ‘cubic’ lattice in which the distance between neighbouring points is δ ; the quantity δ is a fixed positive number which is very small. Suppose further that the particle performs a symmetric random walk on this lattice (see Problem (6.13.9) for the case $\delta = 1$) so that its position \mathbf{S}_n after n jumps satisfies

$$\mathbb{P}(\mathbf{S}_{n+1} = \mathbf{S}_n + \delta\epsilon) = \frac{1}{6} \quad \text{if } \epsilon = (\pm 1, 0, 0), (0, \pm 1, 0), (0, 0, \pm 1).$$

Let us concentrate on the x coordinate of the particle, and write $\mathbf{S}_n = (S_n^1, S_n^2, S_n^3)$. Then

$$S_n^1 - S_0^1 = \sum_{i=1}^n X_i$$

as in Section 3.9, where $\{X_i\}$ is an independent identically distributed sequence with

$$\mathbb{P}(X_i = k\delta) = \begin{cases} \frac{1}{6} & \text{if } k = -1, \\ \frac{1}{6} & \text{if } k = +1, \\ \frac{2}{3} & \text{if } k = 0. \end{cases}$$

We are interested in the displacement $S_n^1 - S_0^1$ when n is large; the central limit theorem (5.10.4) tells us that the distribution of this displacement is approximately $N(0, \frac{1}{3}n\delta^2)$. Now suppose that the jumps of the random walk take place at time epochs $\tau, 2\tau, 3\tau, \dots$ where $\tau > 0$; τ is the time between jumps and is very small, implying that a very large number of jumps occur in any ‘reasonable’ time interval. Observe the particle after some time $t (> 0)$

has elapsed. By this time it has experienced $n = \lfloor t/\tau \rfloor$ jumps, and so its x coordinate $S^1(t)$ is such that $S^1(t) - S^1(0)$ is approximately $N(0, \frac{1}{3}t\delta^2/\tau)$. At this stage in the analysis we let the inter-point distance δ and the inter-jump time τ approach zero; in so doing we hope that the discrete random walk may approach some limit whose properties have something in common with the observed features of Brownian motion. We let $\delta \downarrow 0$ and $\tau \downarrow 0$ in such a way that $\frac{1}{3}\delta^2/\tau$ remains constant, since the variance of the distribution of $S^1(t) - S^1(0)$ fails to settle down to a non-trivial limit otherwise. Set

$$(1) \quad \frac{1}{3}\delta^2/\tau = \sigma^2$$

where σ^2 is a positive constant, and pass to the limit to obtain that the distribution of $S^1(t) - S^1(0)$ approaches $N(0, \sigma^2 t)$. We can apply the same argument to the y coordinate and to the z coordinate of the particle to deduce that the particle's position $\mathbf{S}(t) = (S^1(t), S^2(t), S^3(t))$ at time t is such that the asymptotic distribution of the coordinates of the displacement $\mathbf{S}(t) - \mathbf{S}(0)$ is multivariate normal whenever $\delta, \tau \downarrow 0$, and (1) holds; furthermore, it is not too hard to see that $S^1(t), S^2(t),$ and $S^3(t)$ are independent of each other.

We may guess from the asymptotic properties of this random walk that an adequate model for Brownian motion will involve a process $\mathbf{X} = \{\mathbf{X}(t) : t \geq 0\}$ taking values in \mathbb{R}^3 with a coordinate representation $\mathbf{X}(t) = (X^1(t), X^2(t), X^3(t))$ such that:

- (a) $\mathbf{X}(0) = (0, 0, 0)$, say,
- (b) $X^1, X^2,$ and X^3 are independent and identically distributed processes,
- (c) $X^1(s+t) - X^1(s)$ is $N(0, \sigma^2 t)$ for any $s, t \geq 0$,
- (d) X^1 has *independent increments* in that $X^1(v) - X^1(u)$ and $X^1(t) - X^1(s)$ are independent whenever $u \leq v \leq s \leq t$.

We have not yet shown the existence of such a process \mathbf{X} ; the foregoing argument only indicates certain plausible distributional properties without showing that they are attainable. However, properties (c) and (d) are not new to us and remind us of the Wiener process of Example (9.6.13); we deduce that such a process \mathbf{X} indeed exists, and is given by $\mathbf{X}(t) = (W^1(t), W^2(t), W^3(t))$ where $W^1, W^2,$ and W^3 are independent Wiener processes.

This conclusion is gratifying in that it demonstrates the existence of a random process which seems to enjoy at least some of the features of Brownian motion. A more detailed and technical analysis indicates some weak points of the Wiener model. This is beyond the scope of this text, and we are able only to skim the surface of the main difficulty. For each ω in the sample space Ω , $\{\mathbf{X}(t; \omega) : t \geq 0\}$ is a sample path of the process along which the particle may move. It can be shown that, in some sense to be discussed in the next section,

- (a) the sample paths are continuous functions of t ,
- (b) almost all sample paths are nowhere differentiable functions of t .

Property (a) is physically necessary, but (b) is a property which *cannot* be shared by the physical phenomenon which we are modelling, since mechanical considerations, such as Newton's laws, imply that only particles with zero mass can move along routes which are nowhere differentiable. As a model for the local movement (over a short time interval) of particles, the Wiener process is poor; over longer periods of time the properties of the Wiener process are indeed very similar to experimental results.

A popular improved model for the local behaviour of Brownian paths is the so-called Ornstein–Uhlenbeck process. We close this section with a short account of this. Roughly, it is founded on the assumption that the velocity of the particle (rather than its position) undergoes a random walk; the ensuing motion is damped by the frictional resistance of the fluid. The

result is a ‘velocity process’ with continuous sample paths; their integrals represent the sample paths of the particle itself. Think of the motion in one dimension as before, and write V_n for the velocity of the particle after the n th jump. At the next jump the change $V_{n+1} - V_n$ in the velocity is assumed to have two contributions: the frictional resistance to motion, and some random fluctuation owing to collisions with other particles. We shall assume that the former damping effect is directly proportional to V_n , so that $V_{n+1} = V_n + X_{n+1}$; this is the so-called *Langevin equation*. We require that:

$$\begin{aligned}\mathbb{E}(X_{n+1} \mid V_n) &= -\beta V_n && \text{: frictional effect,} \\ \text{var}(X_{n+1} \mid V_n) &= \sigma^2 && \text{: collision effect,}\end{aligned}$$

where β and σ^2 are constants. The sequence $\{V_n\}$ is no longer a random walk on some regular grid of points, but it can be shown that the distributions converge as before, after suitable passage to the limit. Furthermore, there exists a process $V = \{V(t) : t \geq 0\}$ with the corresponding distributional properties, and whose sample paths turn out to be almost surely continuous. These sample paths do not represent possible routes of the particle, but rather describe the development of its velocity as time passes. The possible paths of the particle through the space which it inhabits are found by integrating the sample paths of V with respect to time. The resulting paths are almost surely continuously differentiable functions of time.

13.3 Diffusion processes

We say that a particle is ‘diffusing’ about a space \mathbb{R}^n whenever it experiences erratic and disordered motion through the space; for example, we may speak of radioactive particles diffusing through the atmosphere, or even of a rumour diffusing through a population. For the moment, we restrict our attention to one-dimensional diffusions, for which the position of the observed particle at any time is a point on the real line; similar arguments will hold for higher dimensions. Our first diffusion model is the Wiener process.

(1) Definition. A **Wiener process** $W = \{W(t) : t \geq 0\}$, starting from $W(0) = w$, say, is a real-valued Gaussian process such that:

- (a) W has independent increments (see Lemma (9.6.16)),
- (b) $W(s+t) - W(s)$ is distributed as $N(0, \sigma^2 t)$ for all $s, t \geq 0$ where σ^2 is a positive constant,
- (c) the sample paths of W are continuous.

Clearly (1a) and (1b) specify the finite-dimensional distributions (fdds) of a Wiener process W , and the argument of Theorem (9.6.1) shows there exists a Gaussian process with these fdds. In agreement with Example (9.6.13), the autocovariance function of W is given by

$$\begin{aligned}c(s, t) &= \mathbb{E}([W(s) - W(0)][W(t) - W(0)]) \\ &= \mathbb{E}([W(s) - W(0)]^2 + [W(s) - W(0)][W(t) - W(s)]) \\ &= \sigma^2 s + 0 \quad \text{if } 0 \leq s \leq t,\end{aligned}$$

which is to say that

$$(2) \quad c(s, t) = \sigma^2 \min\{s, t\} \quad \text{for all } s, t \geq 0.$$

The process W is called a *standard* Wiener process if $\sigma^2 = 1$ and $W(0) = 0$. If W is non-standard, then $W_1(t) = (W(t) - W(0))/\sigma$ is standard. The process W is said to have ‘stationary’ independent increments since the distribution of $W(s + t) - W(s)$ depends on t alone. A simple application of Theorem (9.6.7) shows that W is a Markov process.

The Wiener process W can be used to model the apparently random displacement of Brownian motion in any chosen direction. For this reason, W is sometimes called ‘Brownian motion’, a term which we reserve to describe the motivating physical phenomenon.

Does the Wiener process exist? That is to say, does there exist a probability space $(\Omega, \mathcal{F}, \mathbb{P})$ and a Gaussian process W thereon, satisfying (1a, b, c)? The answer to this non-trivial question is of course in the affirmative, and we defer to the end of this section an explicit construction of such a process. The difficulty lies not in satisfying the distributional properties (1a, b) but in showing that this may be achieved with *continuous* sample paths.

Roughly speaking, there are two types of statement to be made about diffusion processes in general, and the Wiener process in particular. The first deals with sample path properties, and the second with distributional properties.

Figure 13.1 is a diagram of a typical sample path. Certain distributional properties of continuity are immediate. For example, W is ‘continuous in mean square’ in that

$$\mathbb{E}([W(s + t) - W(s)]^2) \rightarrow 0 \quad \text{as } t \rightarrow 0;$$

this follows easily from equation (2).

Let us turn our attention to the distributions of a standard Wiener process W . Suppose we are given that $W(s) = x$, say, where $s \geq 0$ and $x \in \mathbb{R}$. Conditional on this, $W(t)$ is distributed as $N(x, t - s)$ for $t \geq s$, which is to say that the conditional distribution function

$$F(t, y | s, x) = \mathbb{P}(W(t) \leq y | W(s) = x)$$

has density function

$$(3) \quad f(t, y | s, x) = \frac{\partial}{\partial y} F(t, y | s, x)$$

which is given by

$$(4) \quad f(t, y | s, x) = \frac{1}{\sqrt{2\pi(t - s)}} \exp\left(-\frac{(y - x)^2}{2(t - s)}\right), \quad -\infty < y < \infty.$$

This is a function of four variables, but just grit your teeth. It is easy to check that f is the solution of the following differential equations.

$$(5) \text{ Forward diffusion equation: } \quad \frac{\partial f}{\partial t} = \frac{1}{2} \frac{\partial^2 f}{\partial y^2}.$$

$$(6) \text{ Backward diffusion equation: } \quad \frac{\partial f}{\partial s} = -\frac{1}{2} \frac{\partial^2 f}{\partial x^2}.$$

We ought to specify the boundary conditions for these equations, but we avoid this at the moment. Subject to certain conditions, (4) is the unique density function which solves (5) or

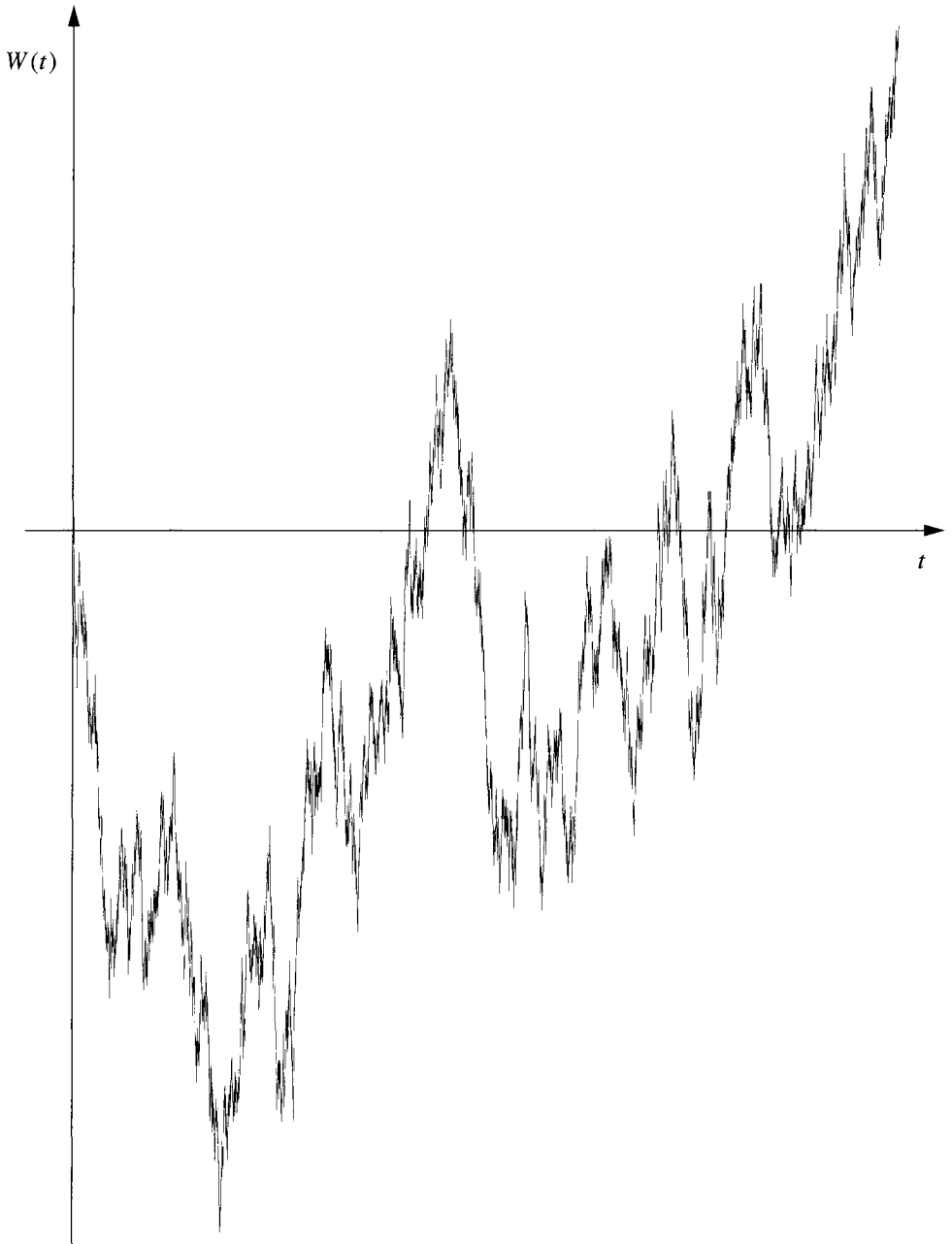


Figure 13.1. A typical realization of a Wiener process W . This is a scale drawing of a sample path of W over the time interval $[0, 1]$. Note that the path is continuous but very spiky. This picture indicates the general features of the path only; the dense black portions indicate superimposed fluctuations which are too fine for this method of description. Any magnification of part of the path would reveal fluctuations of order comparable to those of the original path. This picture was drawn with the aid of a computer, using nearly 90,000 steps of a symmetric random walk and the scaling method of Section 13.2.

(6). There is a good reason why (5) and (6) are called the *forward* and *backward* equations. Remember that W is a Markov process, and use arguments similar to those of Sections 6.8 and 6.9. Equation (5) is obtained by conditioning $W(t+h)$ on the value of $W(t)$ and letting $h \downarrow 0$; (6) is obtained by conditioning $W(t)$ on the value of $W(s+h)$ and letting $h \downarrow 0$. You are treading in Einstein's footprints as you perform these calculations. The derivatives in (5) and (6) have coefficients which do not depend on x, y, s, t ; this reflects the fact that the Wiener process is homogeneous in space and time, in that:

- (a) the increment $W(t) - W(s)$ is independent of $W(s)$ for all $t \geq s$,
- (b) the increments are stationary in time.

Next we turn our attention to diffusion processes which *lack* this homogeneity.

The Wiener process is a Markov process, and the Markov property provides a method for deriving the forward and backward equations. There are other Markov diffusion processes to which this method may be applied in order to obtain similar forward and backward equations; the coefficients in these equations will *not* generally be constant. The existence of such processes can be demonstrated rigorously, but here we explore their distributions only. Let $D = \{D(t) : t \geq 0\}$ denote a diffusion process. In addition to requiring that D has (almost surely) continuous sample paths, we need to impose some conditions on the transitions of D in order to derive its diffusion equations; these conditions take the form of specifying the mean and variance of increments $D(t+h) - D(t)$ of the process over small time intervals $(t, t+h)$. Suppose that there exist functions $a(t, x), b(t, x)$ such that:

$$\begin{aligned} \mathbb{P}(|D(t+h) - D(t)| > \epsilon \mid D(t) = x) &= o(h) \quad \text{for all } \epsilon > 0, \\ \mathbb{E}(D(t+h) - D(t) \mid D(t) = x) &= a(t, x)h + o(h), \\ \mathbb{E}([D(t+h) - D(t)]^2 \mid D(t) = x) &= b(t, x)h + o(h). \end{aligned}$$

The functions a and b are called the 'instantaneous mean' (or 'drift') and 'instantaneous variance' of D respectively. Subject to certain other technical conditions (see Feller 1971, pp. 332–335), if $s \leq t$ then the conditional density function of $D(t)$ given $D(s) = x$,

$$f(t, y \mid s, x) = \frac{\partial}{\partial y} \mathbb{P}(D(t) \leq y \mid D(s) = x),$$

satisfies the following partial differential equations.

(7) *Forward equation:*
$$\frac{\partial f}{\partial t} = -\frac{\partial f}{\partial y} [a(t, y)f] + \frac{1}{2} \frac{\partial^2}{\partial y^2} [b(t, y)f].$$

(8) *Backward equation:*
$$\frac{\partial f}{\partial s} = -a(s, x) \frac{\partial f}{\partial x} - \frac{1}{2} b(s, x) \frac{\partial^2 f}{\partial x^2}.$$

It is a noteworthy fact that the density function f is specified as soon as the instantaneous mean a and variance b are known; we need no further information about the distribution of a typical increment. This is very convenient for many applications, since a and b are often specified in a natural manner by the physical description of the process.

(9) Example. The Wiener process. If increments of any given length have zero means and constant variances then

$$a(t, x) = 0, \quad b(t, x) = \sigma^2,$$

for some $\sigma^2 > 0$. Equations (7) and (8) are of the form of (5) and (6) with the inclusion of a factor σ^2 . ●

(10) Example. The Wiener process with drift. Suppose a particle undergoes a type of one-dimensional Brownian motion, in which it experiences a drift at constant rate in some particular direction. That is to say,

$$a(t, x) = m, \quad b(t, x) = \sigma^2,$$

for some drift rate m and constant σ^2 . The forward diffusion equation becomes

$$\frac{\partial f}{\partial t} = -m \frac{\partial f}{\partial y} + \frac{1}{2} \sigma^2 \frac{\partial^2 f}{\partial y^2}$$

and it follows that the corresponding diffusion process D is such that $D(t) = \sigma W(t) + mt$ where W is a standard Wiener process. ●

(11) The Ornstein–Uhlenbeck process. Recall the discussion of this process at the end of Section 13.2. It experiences a drift towards the origin of magnitude proportional to its displacement. That is to say,

$$a(t, x) = -\beta x, \quad b(t, x) = \sigma^2,$$

and the forward equation is

$$\frac{\partial f}{\partial t} = \beta \frac{\partial}{\partial y} (yf) + \frac{1}{2} \sigma^2 \frac{\partial^2 f}{\partial y^2}.$$

See Problem (13.8.4) for one solution of this equation. ●

(12) Example. Diffusion approximation to the branching process. Diffusion models are sometimes useful as continuous approximations to discrete processes. In Section 13.2 we saw that the Wiener process approximates to the random walk under certain circumstances; here is another example of such an approximation. Let $\{Z_n\}$ be the size of the n th generation of a branching process, with $Z_0 = 1$ and such that $\mathbb{E}(Z_1) = \mu$ and $\text{var}(Z_1) = \sigma^2$. A typical increment $Z_{n+1} - Z_n$ has mean and variance given by

$$\begin{aligned} \mathbb{E}(Z_{n+1} - Z_n \mid Z_n = x) &= (\mu - 1)x, \\ \text{var}(Z_{n+1} - Z_n \mid Z_n = x) &= \sigma^2 x; \end{aligned}$$

these are directly proportional to the size of Z_n . Now, suppose that the time intervals between successive generations become shorter and shorter, but that the means and variances of the increments retain this proportionality; of course, we need to abandon the condition that the process be integer-valued. This suggests a diffusion model as an approximation to the branching process, with instantaneous mean and variance given by

$$a(t, x) = ax, \quad b(t, x) = bx,$$

and the forward equation of such a process is

$$(13) \quad \frac{\partial f}{\partial t} = -a \frac{\partial}{\partial y} (yf) + \frac{1}{2} b \frac{\partial^2}{\partial y^2} (yf).$$

Subject to appropriate boundary conditions, this equation has a unique solution; this may be found by taking Laplace transforms of (13) in order to find the moment generating function of the value of the diffusion process at time t . ●

(14) Example. A branching diffusion process. The next example is a modification of the process of (6.12.15) which modelled the distribution in space of the members of a branching process. Read the first paragraph of (6.12.15) again before proceeding with this example. It is often the case that the members of a population move around the space which they inhabit during their lifetimes. With this in mind we introduce a modification into the process of (6.12.15). Suppose a typical individual is born at time s and at position x . We suppose that this individual moves about \mathbb{R} until its lifetime T is finished, at which point it dies and divides, leaving its offspring at the position at which it dies. We suppose further that it moves according to a standard Wiener process W , so that it is at position $x + W(t)$ at time $s + t$ whenever $0 \leq t \leq T$. We assume that each individual moves independently of the positions of all the other individuals. We retain the notation of (6.12.15) whenever it is suitable, writing N for the number of offspring of the initial individual, W for the process describing its motion, and T for its lifetime. This individual dies at the point $W(T)$.

We no longer seek complete information about the distribution of the individuals around the space, but restrict ourselves to a less demanding task. It is natural to wonder about the rate at which members of the population move away from the place of birth of the founding member. Let $M(t)$ denote the position of the individual who is furthest right from the origin at time t . That is,

$$M(t) = \sup\{x : Z_1(t, x) > 0\}$$

where $Z_1(t, x)$ is the number of living individuals at time t who are positioned at points in the interval $[x, \infty)$. We shall study the distribution function of $M(t)$

$$F(t, x) = \mathbb{P}(M(t) \leq x),$$

and we proceed roughly as before, noting that

$$(15) \quad F(t, x) = \int_0^\infty \mathbb{P}(M(t) \leq x \mid T = s) f_T(s) ds$$

where f_T is the density function of T . However,

$$\mathbb{P}(M(t) \leq x \mid T = s) = \mathbb{P}(W(t) \leq x) \quad \text{if } s > t,$$

whilst, if $s \leq t$, use of conditional probabilities gives

$$\begin{aligned} & \mathbb{P}(M(t) \leq x \mid T = s) \\ &= \sum_{n=0}^{\infty} \int_{-\infty}^{\infty} \mathbb{P}(M(t) \leq x \mid T = s, N = n, W(s) = w) \mathbb{P}(N = n) f_{W(s)}(w) dw \end{aligned}$$

where $f_{W(s)}$ is the density function of $W(s)$. However, if $s \leq t$, then

$$\mathbb{P}(M(t) \leq x \mid T = s, N = n, W(s) = w) = [\mathbb{P}(M(t-s) \leq x-w)]^n,$$

and so (15) becomes

$$(16) \quad F(t, x) = \int_{s=0}^t \int_{w=-\infty}^{\infty} G_N[F(t-s, x-w)] f_{W(s)}(w) f_T(s) dw ds \\ + \mathbb{P}(W(t) \leq x) \int_t^{\infty} f_T(s) ds.$$

We consider here only the Markovian case when T is exponentially distributed, so that

$$f_T(s) = \mu e^{-\mu s} \quad \text{for } s \geq 0.$$

Multiply throughout (16) by $e^{\mu t}$, substitute $t-s = u$ and $x-w = v$ within the integral, and differentiate with respect to t to obtain

$$e^{\mu t} \left(\mu F + \frac{\partial F}{\partial t} \right) = \mu \int_{-\infty}^{\infty} G_N(F(t, v)) f_{W(0)}(x-v) e^{\mu t} dv \\ + \mu \int_{u=0}^t \int_{v=-\infty}^{\infty} G_N(F(u, v)) \left(\frac{\partial}{\partial t} f_{W(t-u)}(x-v) \right) e^{\mu u} dv du \\ + \frac{\partial}{\partial t} \mathbb{P}(W(t) \leq x).$$

Now differentiate the same equation twice with respect to x , remembering that $f_{W(s)}(w)$ satisfies the diffusion equations and that $\delta(v) = f_{W(0)}(x-v)$ needs to be interpreted as the Dirac δ function at the point $v = x$ to find that

$$(17) \quad \mu F + \frac{\partial F}{\partial t} = \mu G_N(F) + \frac{1}{2} \frac{\partial^2 F}{\partial x^2}.$$

Many eminent mathematicians have studied this equation; for example, Kolmogorov and Fisher were concerned with it in connection with the distribution of gene frequencies. It is difficult to extract precise information from (17). One approach is to look for solutions of the form $F(t, x) = \psi(x - ct)$ for some constant c to obtain the following second-order ordinary differential equation for ψ :

$$(18) \quad \psi'' + 2c\psi' + 2\mu H(\psi) = 0$$

where $H(\psi) = G_N(\psi) - \psi$. Solutions to (18) yield information about the asymptotic distribution of the so-called 'advancing wave' of the members of the process. ●

Finally in this section, we show that Wiener processes exist. The difficulty is the requirement that sample paths be continuous. Certainly there exist Gaussian processes with independent normally distributed increments as required in (1a, b), but there is no reason in general why such a process should have continuous sample paths. We shall show next that one may construct such a Gaussian process with this extra property of continuity.

Let us restrict ourselves for the moment to the time interval $[0, 1]$, and suppose that X is a Gaussian process on $[0, 1]$ with independent increments, such that $X(0) = 0$, and $X(s+t) - X(s)$ is $N(0, t)$ for $s, t \geq 0$. We shall concentrate on a certain countable subset Q of $[0, 1]$, namely the set of ‘dyadic rationals’, being the set of points of the form $m2^{-n}$ for some $n \geq 1$ and $0 \leq m \leq 2^n$. For each $n \geq 1$, we define the process $X_n(t)$ by $X_n(t) = X(t)$ if $t = m2^{-n}$ for some integer m , and by linear interpolation otherwise; that is to say,

$$X_n(t) = X(m2^{-n}) + 2^n(t - m2^{-n})[X((m+1)2^{-n}) - X(m2^{-n})]$$

if $m2^{-n} < t < (m+1)2^{-n}$. Thus X_n is a piecewise-linear and continuous function comprising 2^n line segments. Think of X_{n+1} as being obtained from X_n by repositioning the centres of these line segments by amounts which are independent and normally distributed. It is clear that

$$(19) \quad X_n(t) \rightarrow X(t) \quad \text{for } t \in Q,$$

since, if $t \in Q$, then $X_n(t) = X(t)$ for all large n . The first step is to show that the convergence in (19) is (almost surely) uniform on Q , since this will imply that the limit function X is (almost surely) continuous on Q . Now

$$(20) \quad X_n(t) = \sum_{j=1}^n Z_j(t)$$

where $Z_j(t) = X_j(t) - X_{j-1}(t)$ and $X_0(t) = 0$. This series representation for X_n converges uniformly on Q if

$$(21) \quad \sum_{j=1}^{\infty} \sup_{t \in Q} |Z_j(t)| < \infty.$$

We note that $Z_j(t) = 0$ for values of t having the form $m2^{-j}$ where m is even. It may be seen by drawing a diagram that

$$\sup_{t \in Q} |Z_j(t)| = \max\{|Z_j(m2^{-j})| : m = 1, 3, \dots, 2^j - 1\}$$

and therefore

$$(22) \quad \mathbb{P}\left(\sup_{t \in Q} |Z_j(t)| > x\right) \leq \sum_{m \text{ odd}} \mathbb{P}(|Z_j(m2^{-j})| > x).$$

Now

$$\begin{aligned} Z_j(2^{-j}) &= X(2^{-j}) - \frac{1}{2}[X(0) + X(2^{-j+1})] \\ &= \frac{1}{2}[X(2^{-j}) - X(0)] - \frac{1}{2}[X(2^{-j+1}) - X(2^{-j})], \end{aligned}$$

and therefore $\mathbb{E}Z_j(2^{-j}) = 0$ and, using the independence of increments, $\text{var}(Z_j(2^{-j})) = 2^{-j-1}$; a similar calculation is valid for $Z_j(m2^{-j})$ for $m = 1, 3, \dots, 2^j - 1$. It follows by the bound in Exercise (4.4.8) on the tail of the normal distribution that, for all such m ,

$$\mathbb{P}(|Z_j(m2^{-j})| > x) \leq \frac{1}{x2^{j/2}} e^{-x^2 2^j}, \quad x > 0.$$

Setting $x = c\sqrt{j2^{-j} \log 2}$, we obtain from (22) that

$$\mathbb{P}\left(\sup_{t \in Q} |Z_j(t)| > x\right) \leq 2^{j-1} \frac{2^{-c^2 j}}{c\sqrt{j \log 2}}.$$

Choosing $c > 1$, the last term is summable in j , implying by the Borel–Cantelli lemma (7.3.10a) that

$$\sup_{t \in Q} |Z_j(t)| > c\sqrt{\frac{j \log 2}{2^j}}$$

for only finitely many values of j (almost surely). Hence

$$\sum_j \sup_{t \in Q} |Z_j(t)| < \infty \quad \text{almost surely,}$$

and the argument prior to (21) yields that X is (almost surely) continuous on Q .

We have proved that X has (almost surely) continuous sample paths on the set of dyadic rationals; a similar argument is valid for other countable dense subsets of $[0, 1]$. It is quite another thing for X to be continuous on the entire interval $[0, 1]$, and actually this need not be the case. We can, however, extend X by continuity from the dyadic rationals to the whole of $[0, 1]$: for $t \in [0, 1]$, define

$$Y(t) = \lim_{\substack{s \rightarrow t \\ s \in Q}} X(s),$$

the limit being taken as s approaches t through the dyadic rationals. Such a limit exists almost surely for all t since X is almost surely continuous on Q . It is not difficult to check that the extended process Y is indeed a Gaussian process with covariance function $\text{cov}(Y(s), Y(t)) = \min\{s, t\}$, and, most important, the sample paths of Y are (almost surely) continuous.

Finally we remove the ‘almost surely’ from the last conclusion. Let Ω' be the subset of the sample space Ω containing all ω for which the corresponding path of Y is continuous on \mathbb{R} . We now restrict ourselves to the smaller sample space Ω' , with its induced σ -field and probability measure. Since $\mathbb{P}(\Omega') = 1$, this change is invisible in all calculations of probabilities. Conditions (1a) and (1b) remain valid in the restricted space.

This completes the proof of the existence of a Wiener process on $[0, 1]$. A similar argument can be made to work on the time interval $[0, \infty)$, but it is easier either: (a) to patch together continuous Wiener processes on $[n, n+1]$ for $n = 0, 1, \dots$, or (b) to use the result of Problem (9.7.18c).

Exercises for Section 13.3

- Let $X = \{X(t) : t \geq 0\}$ be a simple birth–death process with parameters $\lambda_n = n\lambda$ and $\mu_n = n\mu$. Suggest a diffusion approximation to X .
- Bartlett’s equation.** Let D be a diffusion with instantaneous mean and variance $a(t, x)$ and $b(t, x)$, and let $M(t, \theta) = \mathbb{E}(e^{\theta D(t)})$, the moment generating function of $D(t)$. Use the forward diffusion equation to derive *Bartlett’s equation*:

$$\frac{\partial M}{\partial t} = \theta a\left(t, \frac{\partial}{\partial \theta}\right) M + \frac{1}{2} \theta^2 b\left(t, \frac{\partial}{\partial \theta}\right) M$$

where we interpret

$$g\left(t, \frac{\partial}{\partial \theta}\right) M = \sum_n \gamma_n(t) \frac{\partial^n M}{\partial \theta^n}$$

if $g(t, x) = \sum_{n=0}^{\infty} \gamma_n(t) x^n$.

3. Write down Bartlett's equation in the case of the Wiener process D having drift m and instantaneous variance 1, and solve it subject to the boundary condition $D(0) = 0$.
4. Write down Bartlett's equation in the case of an Ornstein–Uhlenbeck process D having instantaneous mean $a(t, x) = -x$ and variance $b(t, x) = 1$, and solve it subject to the boundary condition $D(0) = 0$.
5. **Bessel process.** If $W_1(t), W_2(t), W_3(t)$ are independent Wiener processes, then $R(t)$ defined as $R^2 = W_1^2 + W_2^2 + W_3^2$ is the three-dimensional *Bessel process*. Show that R is a Markov process. Is this result true in a general number n of dimensions?
6. Show that the transition density for the Bessel process defined in Exercise (5) is

$$\begin{aligned} f(t, y | s, x) &= \frac{\partial}{\partial y} \mathbb{P}(R(t) \leq y | R(s) = x) \\ &= \frac{y/x}{\sqrt{2\pi(t-s)}} \left\{ \exp\left(-\frac{(y-x)^2}{2(t-s)}\right) - \exp\left(-\frac{(y+x)^2}{2(t-s)}\right) \right\}. \end{aligned}$$

7. If W is a Wiener process and the function $g: \mathbb{R} \rightarrow \mathbb{R}$ is continuous and strictly monotone, show that $g(W)$ is a continuous Markov process.
8. Let W be a Wiener process. Which of the following define martingales?
 - (a) $e^{\sigma W(t)}$, (b) $cW(t/c^2)$, (c) $tW(t) - \int_0^t W(s) ds$.
9. **Exponential martingale, geometric Brownian motion.** Let W be a standard Wiener process and define $S(t) = e^{at+bW(t)}$. Show that:
 - (a) S is a Markov process,
 - (b) S is a martingale (with respect to the filtration generated by W) if and only if $a + \frac{1}{2}b^2 = 0$, and in this case $\mathbb{E}(S(t)) = 1$.
10. Find the transition density for the Markov process of Exercise (9a).

13.4 First passage times

We have often been interested in the time which elapses before a Markov chain visits a specified state for the first time, and we continue this chapter with an account of some of the corresponding problems for a diffusion process.

Consider first a standard Wiener process W . The process W_1 given by

$$(1) \quad W_1(t) = W(t+T) - W(T), \quad t \geq 0,$$

is a standard Wiener process for any fixed value of T and, conditional on $W(T)$, W_1 is independent of $\{W(s) : s < T\}$; the Poisson process enjoys a similar property, which in Section 6.8 we called the 'weak Markov property'. It is a very important and useful fact that this holds even when T is a random variable, so long as T is a stopping time for W . We encountered stopping times in the context of continuous-time martingales in Section 12.7.

(2) **Definition.** Let \mathcal{F}_t be the smallest σ -field with respect to which $W(s)$ is measurable for each $s \leq t$. The random variable T is called a **stopping time** for W if $\{T \leq t\} \in \mathcal{F}_t$ for all t .

We say that W has the ‘strong Markov property’ in that this independence holds for all stopping times T . Why not try to prove this? Here, we make use of the strong Markov property for certain particular stopping times T .

(3) **Definition.** The **first passage time** $T(x)$ to the point $x \in \mathbb{R}$ is given by

$$T(x) = \inf\{t : W(t) = x\}.$$

The continuity of sample paths is essential in order that this definition make sense: a Wiener process cannot jump over the value x , but must pass through it. The proof of the following lemma is omitted.

(4) **Lemma.** *The random variable $T(x)$ is a stopping time for W .*

(5) **Theorem.** *The random variable $T(x)$ has density function*

$$f_{T(x)}(t) = \frac{|x|}{\sqrt{2\pi t^3}} \exp\left(-\frac{x^2}{2t}\right), \quad t \geq 0.$$

Clearly $T(x)$ and $T(-x)$ are identically distributed. For the case when $x = 1$ we encountered this density function and its moment generating function in Problems (5.12.18) and (5.12.19); it is easy to deduce that $T(x)$ has the same distribution as Z^{-2} where Z is $N(0, x^{-2})$. In advance of giving the proof of Theorem (5), here is a result about the size of the maximum of a Wiener process.

(6) **Theorem.** *The random variable $M(t) = \max\{W(s) : 0 \leq s \leq t\}$ has the same distribution as $|W(t)|$. Thus $M(t)$ has density function*

$$f_{M(t)}(m) = \sqrt{\frac{2}{\pi t}} \exp\left(-\frac{m^2}{2t}\right), \quad m \geq 0.$$

You should draw your own diagrams to illustrate the translations and reflections used in the proofs of this section.

Proof of (6). Suppose $m > 0$, and observe that

$$(7) \quad T(m) \leq t \quad \text{if and only if} \quad M(t) \geq m.$$

Then

$$\mathbb{P}(M(t) \geq m) = \mathbb{P}(M(t) \geq m, W(t) - m \geq 0) + \mathbb{P}(M(t) \geq m, W(t) - m < 0).$$

However, by (7),

$$\begin{aligned} \mathbb{P}(M(t) \geq m, W(t) - m < 0) &= \mathbb{P}(W(t) - W(T(m)) < 0 \mid T(m) \leq t) \mathbb{P}(T(m) \leq t) \\ &= \mathbb{P}(W(t) - W(T(m)) \geq 0 \mid T(m) \leq t) \mathbb{P}(T(m) \leq t) \\ &= \mathbb{P}(M(t) \geq m, W(t) - m \geq 0) \end{aligned}$$

since $W(t) - W(T(m))$ is symmetric whenever $t \geq T(m)$ by the strong Markov property; we have used sample path continuity here, and more specifically that $\mathbb{P}(W(T(m)) = m) = 1$. Thus

$$\mathbb{P}(M(t) \geq m) = 2\mathbb{P}(M(t) \geq m, W(t) \geq m) = 2\mathbb{P}(W(t) \geq m)$$

since $W(t) \leq M(t)$. Hence $\mathbb{P}(M(t) \geq m) = \mathbb{P}(|W(t)| \geq m)$ and the theorem is proved on noting that $|W(t)|$ is the absolute value of an $N(0, t)$ variable. ■

Proof of (5). This follows immediately from (7), since if $x > 0$ then

$$\begin{aligned} \mathbb{P}(T(x) \leq t) &= \mathbb{P}(M(t) \geq x) = \mathbb{P}(|W(t)| \geq x) \\ &= \sqrt{\frac{2}{\pi t}} \int_x^\infty \exp\left(-\frac{m^2}{2t}\right) dm \\ &= \int_0^t \frac{|x|}{\sqrt{2\pi y^3}} \exp\left(-\frac{x^2}{2y}\right) dy \end{aligned}$$

by the substitution $y = x^2 t / m^2$. ■

We are now in a position to derive some famous results about the times at which W returns to its starting point, the origin. We say that ‘ W has a zero at time t ’ if $W(t) = 0$, and we write \cos^{-1} for the inverse trigonometric function, sometimes written arc cos.

(8) Theorem. Suppose $0 \leq t_0 < t_1$. The probability that a standard Wiener process W has a zero in the time interval (t_0, t_1) , is $(2/\pi) \cos^{-1} \sqrt{t_0/t_1}$.

Proof. Let $E(u, v)$ denote the event

$$E(u, v) = \{W(t) = 0 \text{ for some } t \in (u, v)\}.$$

Condition on $W(t_0)$ to obtain

$$\begin{aligned} \mathbb{P}(E(t_0, t_1)) &= \int_{-\infty}^\infty \mathbb{P}(E(t_0, t_1) \mid W(t_0) = w) f_0(w) dw \\ &= 2 \int_{-\infty}^0 \mathbb{P}(E(t_0, t_1) \mid W(t_0) = w) f_0(w) dw \end{aligned}$$

by the symmetry of W , where f_0 is the density function of $W(t_0)$. However, if $a > 0$,

$$\mathbb{P}(E(t_0, t_1) \mid W(t_0) = -a) = \mathbb{P}(T(a) < t_1 - t_0 \mid W(0) = 0)$$

by the homogeneity of W in time and space. Use (5) to obtain that

$$\begin{aligned} \mathbb{P}(E(t_0, t_1)) &= 2 \int_{a=0}^\infty \int_{t=0}^{t_1-t_0} f_{T(a)}(t) f_0(-a) dt da \\ &= \frac{1}{\pi \sqrt{t_0}} \int_{t=0}^{t_1-t_0} t^{-\frac{3}{2}} \int_{a=0}^\infty a \exp\left[-\frac{1}{2}a^2 \left(\frac{t+t_0}{tt_0}\right)\right] da dt \\ &= \frac{\sqrt{t_0}}{\pi} \int_0^{t_1-t_0} \frac{dt}{(t+t_0)\sqrt{t}} \\ &= \frac{2}{\pi} \tan^{-1} \sqrt{\frac{t_1}{t_0}} - 1 \quad \text{by the substitution } t = t_0 s^2 \\ &= \frac{2}{\pi} \cos^{-1} \sqrt{t_0/t_1} \quad \text{as required.} \quad \blacksquare \end{aligned}$$

The result of (8) indicates some remarkable properties of the sample paths of W . Set $t_0 = 0$ to obtain

$$\mathbb{P}(\text{there exists a zero in } (0, t) \mid W(0) = 0) = 1 \quad \text{for all } t > 0,$$

and it follows that

$$T(0) = \inf\{t > 0 : W(t) = 0\}$$

satisfies $T(0) = 0$ almost surely. A deeper analysis shows that, with probability 1, W has infinitely many zeros in any non-empty time interval $[0, t]$; it is no wonder that W has non-differentiable sample paths! The set $Z = \{t : W(t) = 0\}$ of zeros of W is rather a large set; in fact it turns out that Z has Hausdorff dimension $\frac{1}{2}$ (see Mandelbrot (1983) for an introduction to fractional dimensionality).

The proofs of Theorems (5), (6), and (8) have relied heavily upon certain symmetries of the Wiener process; these are similar to the symmetries of the random walk of Section 3.10. Other diffusions may not have these symmetries, and we may need other techniques for investigating their first passage times. We illustrate this point by a glance at the Wiener process with drift. Let $D = \{D(t) : t \geq 0\}$ be a diffusion process with instantaneous mean and variance given by

$$a(t, x) = m, \quad b(t, x) = 1,$$

where m is a constant. It is easy to check that, if $D(0) = 0$, then $D(t)$ is distributed as $N(mt, t)$. It is not so easy to find the distributions of the sizes of the maxima of D , and we take this opportunity to display the usefulness of martingales and optional stopping.

(9) Theorem. *Let $U(t) = e^{-2mD(t)}$. Then $U = \{U(t) : t \geq 0\}$ is a martingale.*

Our only experience to date of continuous-time martingales is contained in Section 12.7.

Proof. The process D is Markovian, and so U is a Markov process also. To check that the continuous-martingale condition holds, it suffices to show that

$$(10) \quad \mathbb{E}(U(t + s) \mid U(t)) = U(t) \quad \text{for all } s, t \geq 0.$$

However,

$$\begin{aligned} (11) \quad \mathbb{E}(U(t + s) \mid U(t) = e^{-2md}) &= \mathbb{E}(e^{-2mD(t+s)} \mid D(t) = d) \\ &= \mathbb{E}(\exp\{-2m[D(t + s) - D(t)] - 2md\} \mid D(t) = d) \\ &= e^{-2md} \mathbb{E}(\exp\{-2m[D(t + s) - D(t)]\}) \\ &= e^{-2md} \mathbb{E}(e^{-2mD(s)}) \end{aligned}$$

because D is Markovian with stationary independent increments. Now, $\mathbb{E}(e^{-2mD(s)}) = M(-2m)$ where M is the moment generating function of an $N(ms, s)$ variable; this function M is given in Example (5.8.5) as $M(u) = e^{msu + \frac{1}{2}su^2}$. Thus $\mathbb{E}(e^{-2mD(s)}) = 1$ and so (10) follows from (11). ■

We can use this martingale to find the distribution of first passage times, just as we did in Example (12.5.6) for the random walk. Let $x, y > 0$ and define

$$T(x, -y) = \inf\{t : \text{either } D(t) = x \text{ or } D(t) = -y\}$$

to be the first passage time of D to the set $\{x, -y\}$. It is easily shown that $T(x, -y)$ is a stopping time which is almost surely finite.

(12) Theorem. $\mathbb{E}(U[T(x, -y)]) = 1$ for all $x, y > 0$.

Proof. This is just an application of a version of the optional stopping theorem (12.7.12). The process U is a martingale and $T(x, -y)$ is a stopping time. Therefore

$$\mathbb{E}(U[T(x, -y)]) = \mathbb{E}(U(0)) = 1. \quad \blacksquare$$

(13) Corollary. If $m < 0$ and $x > 0$, the probability that D ever visits the point x is

$$\mathbb{P}(D(t) = x \text{ for some } t) = e^{2mx}.$$

Proof. By Theorem (12),

$$1 = e^{-2mx} \mathbb{P}(D[T(x, -y)] = x) + e^{2my} \{1 - \mathbb{P}(D[T(x, -y)] = x)\}.$$

Let $y \rightarrow \infty$ to obtain

$$\mathbb{P}(D[T(x, -y)] = x) \rightarrow e^{2mx}$$

so long as $m < 0$. Now complete the proof yourself. \blacksquare

The condition of Corollary (13), that the drift be negative, is natural; it is clear that if $m > 0$ then D almost surely visits all points on the positive part of the real axis. The result of (13) tells us about the size of the maximum of D also, since if $x > 0$,

$$\left\{ \max_{t \geq 0} D(t) \geq x \right\} = \{D(t) = x \text{ for some } t\},$$

and the distribution of $M = \max\{D(t) : t \geq 0\}$ is easily deduced.

(14) Corollary. If $m < 0$ then M is exponentially distributed with parameter $-2m$.

Exercises for Section 13.4

1. Let W be a standard Wiener process and let $X(t) = \exp\{i\theta W(t) + \frac{1}{2}\theta^2 t\}$ where $i = \sqrt{-1}$. Show that X is a martingale with respect to the filtration given by $\mathcal{F}_t = \sigma(\{W(u) : u \leq t\})$.
 2. Let T be the (random) time at which a standard Wiener process W hits the 'barrier' in space-time given by $y = at + b$ where $a < 0$, $b \geq 0$; that is, $T = \inf\{t : W(t) = at + b\}$. Use the result of Exercise (1) to show that the moment generating function of T is given by $\mathbb{E}(e^{\psi T}) = \exp\{-b(\sqrt{a^2 - 2\psi} + a)\}$ for $\psi < \frac{1}{2}a^2$. You may assume that the conditions of the optional stopping theorem are satisfied.
 3. Let W be a standard Wiener process, and let T be the time of the last zero of W prior to time t . Show that $\mathbb{P}(T \leq u) = (2/\pi) \sin^{-1} \sqrt{u/t}$, $0 \leq u \leq t$.
-

13.5 Barriers

Diffusing particles are rarely allowed to roam freely, but are often restricted to a given part of space; for example, Brown's pollen particles were suspended in fluid which was confined to a container. What may happen when a particle hits a barrier? As with random walks, two simple types of barrier are the *absorbing* and the *reflecting*, although there are various other types of some complexity.

We begin with the case of the Wiener process. Let $w > 0$, let W be a standard Wiener process, and consider the shifted process $w + W(t)$ which starts at w . The Wiener process W^a *absorbed* at 0 is defined to be the process given by

$$(1) \quad W^a(t) = \begin{cases} w + W(t) & \text{if } t < T, \\ 0 & \text{if } t \geq T, \end{cases}$$

where $T = \inf\{t : w + W(t) = 0\}$ is the hitting time of the position 0. The Wiener process W^r *reflected* at 0 is defined as the process $W^r(t) = |w + W(t)|$.

Viewing the diffusion equations (13.3.7)–(13.3.8) as forward and backward equations, it is clear that W^a and W^r satisfy these equations so long as they are away from the barrier. That is to say, W^a and W^r are diffusion processes. In order to find their transition density functions, we might solve the diffusion equations subject to suitable boundary conditions. For the special case of the Wiener process, however, it is simpler to argue as follows.

(2) Theorem. *Let $f(t, y)$ denote the density function of the random variable $W(t)$, and let W^a and W^r be given as above.*

(a) *The density function of $W^a(t)$ is*

$$f^a(t, y) = f(t, y - w) - f(t, y + w), \quad y > 0.$$

(b) *The density function of $W^r(t)$ is*

$$f^r(t, y) = f(t, y - w) + f(t, y + w), \quad y > 0.$$

The function $f(t, y)$ is the $N(0, t)$ density function,

$$(3) \quad f(t, y) = \frac{1}{\sqrt{2\pi t}} \exp(-\frac{1}{2}y^2/t).$$

Proof. Let I be a subinterval of $(0, \infty)$, and let $I^r = \{x \in \mathbb{R} : -x \in I\}$ be the reflection of I in the point 0. Then

$$\begin{aligned} \mathbb{P}(W^a(t) \in I) &= \mathbb{P}(\{w + W(t) \in I\} \cap \{T > t\}) \\ &= \mathbb{P}(w + W(t) \in I) - \mathbb{P}(\{w + W(t) \in I\} \cap \{T \leq t\}) \\ &= \mathbb{P}(w + W(t) \in I) - \mathbb{P}(w + W(t) \in I^r) \end{aligned}$$

using the reflection principle and the strong Markov property. The result follows.

The result of part (b) is immediate from the fact that $W^r(t) = |w + W(t)|$. ■

We turn now to the absorption and reflection of a *general* diffusion process. Let $D = \{D(t) : t \geq 0\}$ be a diffusion process; we write a and b for the instantaneous mean and variance functions of D , and shall suppose that $b(t, x) > 0$ for all $x (\geq 0)$ and t . We make a further assumption, that D is *regular* in that

$$(4) \quad \mathbb{P}(D(t) = y \text{ for some } t \mid D(0) = x) = 1 \quad \text{for all } x, y \geq 0.$$

Suppose that the process starts from $D(0) = d$ say, where $d > 0$. Placing an absorbing barrier at 0 amounts to killing D when it first hits 0. The resulting process D^a is given by

$$D^a(t) = \begin{cases} D(t) & \text{if } T > t, \\ 0 & \text{if } T \leq t, \end{cases}$$

where $T = \inf\{t : D(t) = 0\}$; this formulation requires D to have continuous sample paths.

Viewing the diffusion equations (13.3.7)–(13.3.8) as forward and backward equations, it is clear that they are satisfied away from the barrier. The presence of the absorbing barrier affects the solution to the diffusion equations through the boundary conditions.

Denote by $f^a(t, y)$ the density function of $D^a(t)$; we might write $f^a(t, y) = f^a(t, y \mid 0, d)$ to emphasize the value of $D^a(0)$. The boundary condition appropriate to an absorbing barrier at 0 is

$$(5) \quad f^a(t, 0) = 0 \quad \text{for all } t.$$

It is not completely obvious that (5) is the correct condition, but the following rough argument may be made rigorous. The idea is that, if the particle is near to the absorbing barrier, then small local fluctuations, arising from the non-zero instantaneous variance, will carry it to the absorbing barrier extremely quickly. Therefore the chance of it being near to the barrier but unabsorbed is extremely small.

A slightly more rigorous justification for (5) is as follows. Suppose that (5) does not hold, which is to say that there exist $\epsilon, \eta > 0$ and $0 < u < v$ such that

$$(6) \quad f^a(t, y) > \eta \quad \text{for } 0 < y \leq \epsilon, u \leq t \leq v.$$

There is probability at least ηdx that $0 < D^a(t) \leq dx$ whenever $u \leq t \leq v$ and $0 < dx \leq \epsilon$. Hence the probability of absorption in the time interval $(t, t + dt)$ is at least

$$(7) \quad \eta dx \mathbb{P}(D^a(t + dt) - D^a(t) < -dx \mid 0 < D^a(t) \leq dx).$$

The instantaneous variance satisfies $b(t, x) \geq \beta$ for $0 < x \leq \epsilon, u \leq t \leq v$, for some $\beta > 0$, implying that $D^a(t + dt) - D^a(t)$ has variance at least βdt , under the condition that $0 < D^a(t) \leq dx$. Therefore,

$$\mathbb{P}(D^a(t + dt) - D^a(t) < -\gamma\sqrt{dt} \mid 0 < D^a(t) \leq dx) \geq \delta$$

for some $\gamma, \delta > 0$. Substituting $dx = \gamma\sqrt{dt}$ in (7), we obtain $\mathbb{P}(t < T < t + dt) \geq (\eta\gamma\delta)\sqrt{dt}$, implying by integration that $\mathbb{P}(u < T < v) = \infty$, which is clearly impossible. Hence (5) holds.

(8) Example. Wiener process with drift. Suppose that $a(t, x) = m$ and $b(t, x) = 1$ for all t and x . Put an absorbing barrier at 0 and suppose $D(0) = d > 0$. We wish to find a solution $g(t, y)$ to the forward equation

$$(9) \quad \frac{\partial g}{\partial t} = -m \frac{\partial g}{\partial y} + \frac{1}{2} \frac{\partial^2 g}{\partial y^2}, \quad y > 0,$$

subject to the boundary conditions

$$(10) \quad g(t, 0) = 0, \quad t \geq 0,$$

$$(11) \quad g(0, y) = \delta_d(y), \quad y \geq 0,$$

where δ_d is the Dirac δ function centred at d . We know from Example (13.3.10), and in any case it is easy to check from first principles, that the function

$$(12) \quad g(t, y | x) = \frac{1}{\sqrt{2\pi t}} \exp\left(-\frac{(y-x-mt)^2}{2t}\right)$$

satisfies (9), for all possible ‘sources’ x . Our target is to find a linear combination of such functions $g(\cdot, \cdot | x)$ which satisfies (10) and (11). It turns out that

$$(13) \quad f^a(t, y) = g(t, y | d) - e^{-2md} g(t, y | -d), \quad y > 0,$$

is such a function; assuming the solution is unique (which it is), this is therefore the density function of $D^a(t)$. We may think of it as a mixture of the function $g(\cdot, \cdot | d)$ with source d together with a corresponding function from the ‘image source’ $-d$, being the reflection of d in the barrier at 0.

It is a small step to deduce the density function of the time T until the absorption of the particle. At time t , either the process has been absorbed, or its position has density function given by (13). Hence

$$\mathbb{P}(T \leq t) = 1 - \int_0^\infty f^a(t, y) dy = 1 - \Phi\left(\frac{mt+d}{\sqrt{t}}\right) + e^{-2md} \Phi\left(\frac{mt-d}{\sqrt{t}}\right)$$

by (12) and (13), where Φ is the $N(0, 1)$ distribution function. Differentiate with respect to t to obtain

$$(14) \quad f_T(t) = \frac{d}{\sqrt{2\pi t^3}} \exp\left(-\frac{(d+mt)^2}{2t}\right), \quad t > 0.$$

It is easily seen that

$$\mathbb{P}(\text{absorption takes place}) = \mathbb{P}(T < \infty) = \begin{cases} 1 & \text{if } m \leq 0, \\ e^{-2md} & \text{if } m > 0. \end{cases} \quad \bullet$$

Turning to the matter of a reflecting barrier, suppose once again that D is a regular diffusion process with instantaneous mean a and variance b , starting from $D(0) = d > 0$. A reflecting barrier at the origin has the effect of disallowing infinitesimal negative jumps at the origin

and replacing them by positive jumps. A formal definition requires careful treatment of the sample paths, and this is omitted here. Think instead about a reflecting barrier as giving rise to an appropriate boundary condition for the diffusion equations. Let us denote the reflected process by D^r , and let $f^r(t, y)$ be its density function at time t . The reflected process lives on $[0, \infty)$, and therefore

$$\int_0^\infty f^r(t, y) dy = 1 \quad \text{for all } t.$$

Differentiating with respect to t and using the forward diffusion equation, we obtain at the expense of mathematical rigour that

$$\begin{aligned} 0 &= \frac{\partial}{\partial t} \int_0^\infty f^r(t, y) dy \\ &= \int_0^\infty \frac{\partial f^r}{\partial t} dy = \int_0^\infty \left(-\frac{\partial}{\partial y}(af^r) + \frac{1}{2} \frac{\partial^2}{\partial y^2}(bf^r) \right) dy \\ &= \left[-af^r + \frac{1}{2} \frac{\partial}{\partial y}(bf^r) \right]_0^\infty = \left(af^r - \frac{1}{2} \frac{\partial}{\partial y}(bf^r) \right) \Big|_{y=0}. \end{aligned}$$

This indicates that the density function $f^r(t, y)$ of $D^r(t)$ is obtained by solving the forward diffusion equation

$$\frac{\partial g}{\partial t} = -\frac{\partial}{\partial y}(ag) + \frac{1}{2} \frac{\partial^2}{\partial y^2}(bg)$$

subject to the boundary condition

$$(15) \quad \left(ag - \frac{1}{2} \frac{\partial}{\partial y}(bg) \right) \Big|_{y=0} = 0 \quad \text{for } t \geq 0,$$

as well as the initial condition

$$(16) \quad g(0, y) = \delta_d(y) \quad \text{for } y \geq 0.$$

(17) Example. Wiener process with drift. Once again suppose that $a(t, x) = m$ and $b(t, x) = 1$ for all x, t . This time we seek a linear combination of the functions g given in (12) which satisfies equations (15) and (16). It turns out that the answer contains an image at $-d$ together with a continuous line of images over the range $(-\infty, -d)$. That is to say, the solution has the form

$$f^r(t, y) = g(t, y | d) + Ag(t, y | -d) + \int_{-\infty}^{-d} B(x)g(t, y | x) dx$$

for certain A and $B(x)$. Substituting this into equation (15), one obtains after some work that

$$(18) \quad A = e^{-2md}, \quad B(x) = -2me^{2mx}. \quad \bullet$$

Exercise for Section 13.5

1. Let D be a standard Wiener process with drift m starting from $D(0) = d > 0$, and suppose that there is a reflecting barrier at the origin. Show that the density function $f^r(t, y)$ of $D(t)$ satisfies $f^r(t, y) \rightarrow 0$ as $t \rightarrow \infty$ if $m \geq 0$, whereas $f^r(t, y) \rightarrow 2|m|e^{-2|m|y}$ for $y > 0$, as $t \rightarrow \infty$ if $m < 0$.

13.6 Excursions and the Brownian bridge

This section is devoted to properties of the Wiener process conditioned on certain special events. We begin with a question concerning the set of zeros of the process. Let $W = \{W(t) : t \geq 0\}$ be a Wiener process with $W(0) = w$, say, and with variance-parameter $\sigma^2 = 1$. What is the probability that W has no zeros in the time interval $(0, v]$ given that it has none in the smaller interval $(0, u]$? The question is not too interesting if $w \neq 0$, since in this case the probability in question is just the ratio

$$(1) \quad \frac{\mathbb{P}(\text{no zeros in } (0, v] \mid W(0) = w)}{\mathbb{P}(\text{no zeros in } (0, u] \mid W(0) = w)}$$

each term of which is easily calculated from the distribution of maxima (13.4.6). The difficulty arises when $w = 0$, since both numerator and denominator in (1) equal 0. In this case, it may be seen that the required probability is the limit of (1) as $w \rightarrow 0$. We have that this limit equals $\lim_{w \rightarrow 0} \{g_w(v)/g_w(u)\}$ where $g_w(x)$ is the probability that a Wiener process starting at w fails to reach 0 by time x . Using symmetry and Theorem (13.4.6),

$$g_w(x) = \sqrt{\frac{2}{\pi x}} \int_0^{|w|} \exp(-\frac{1}{2}m^2/x) dm,$$

whence $g_w(v)/g_w(u) \rightarrow \sqrt{u/v}$ as $w \rightarrow 0$, which we write as

$$(2) \quad \mathbb{P}(W \neq 0 \text{ on } (0, v] \mid W \neq 0 \text{ on } (0, u], W(0) = 0) = \sqrt{u/v}, \quad 0 < u \leq v.$$

A similar argument results in

$$(3) \quad \mathbb{P}(W > 0 \text{ on } (0, v] \mid W > 0 \text{ on } (0, u], W(0) = 0) = \sqrt{u/v}, \quad 0 < u \leq v,$$

by the symmetry of the Wiener process.

An ‘excursion’ of W is a trip taken by W away from 0. That is to say, if $W(u) = W(v) = 0$ and $W(t) \neq 0$ for $u < t < v$, then the trajectory of W during the time interval $[u, v]$ is called an *excursion* of the process; excursions are *positive* if $W > 0$ throughout (u, v) , and *negative* otherwise. For any time $t > 0$, let $t - Z(t)$ be the time of the last zero prior to t , which is to say that $Z(t) = \sup\{s : W(t - s) = 0\}$; we suppose that $W(0) = 0$. At time t , some excursion is in progress whose current duration is $Z(t)$.

(4) Theorem. Let $Y(t) = \sqrt{Z(t)} \text{sign}\{W(t)\}$, and $\mathcal{F}_t = \sigma(\{Y(u) : 0 \leq u \leq t\})$. Then (Y, \mathcal{F}) is a martingale, called the excursions martingale.

Proof. Clearly $Z(t) \leq t$, so that $\mathbb{E}|Y(t)| \leq \sqrt{t}$. It suffices to prove that

$$(5) \quad \mathbb{E}(Y(t) \mid \mathcal{F}_s) = Y(s) \quad \text{for } s < t.$$

Suppose $s < t$, and let A be the event that $W(u) = 0$ for some $u \in [s, t]$. With a slight abuse of notation,

$$\mathbb{E}(Y(t) \mid \mathcal{F}_s) = \mathbb{E}(Y(t) \mid \mathcal{F}_s, A)\mathbb{P}(A \mid \mathcal{F}_s) + \mathbb{E}(Y(t) \mid \mathcal{F}_s, A^c)\mathbb{P}(A^c \mid \mathcal{F}_s).$$

Now,

$$(6) \quad \mathbb{E}(Y(t) \mid \mathcal{F}_s, A) = 0$$

since, on the event A , the random variable $Y(t)$ is symmetric. On the other hand,

$$(7) \quad \mathbb{E}(Y(t) \mid \mathcal{F}_s, A^c) = \sqrt{t - s + Z(s)} \operatorname{sign}\{W(s)\}$$

since, given \mathcal{F}_s and A^c , the current duration of the excursion at time t is $(t - s) + Z(s)$, and $\operatorname{sign}\{W(t)\} = \operatorname{sign}\{W(s)\}$. Furthermore $\mathbb{P}(A^c \mid \mathcal{F}_s)$ equals the probability that W has strictly the same sign on $(s - Z(s), t]$ given the corresponding event on $(s - Z(s), s]$, which gives

$$\mathbb{P}(A^c \mid \mathcal{F}_s) = \sqrt{\frac{Z(s)}{t - s + Z(s)}} \quad \text{by (3).}$$

Combining this with equations (6) and (7), we obtain $\mathbb{E}(Y(t) \mid \mathcal{F}_s) = Y(s)$ as required. ■

(8) Corollary. *The probability that the standard Wiener process W has a positive excursion of total duration at least a before it has a negative excursion of total duration at least b is $\sqrt{b}/(\sqrt{a} + \sqrt{b})$.*

Proof. Let $T = \inf\{t : Y(t) \geq \sqrt{a} \text{ or } Y(t) \leq -\sqrt{b}\}$, the time which elapses before W records a positive excursion of duration at least a or a negative excursion of duration at least b . It may be shown that the optional stopping theorem for continuous-time martingales is applicable, and hence $\mathbb{E}(Y(T)) = \mathbb{E}(Y(0)) = 0$. However,

$$\mathbb{E}(Y(T)) = \pi\sqrt{a} - (1 - \pi)\sqrt{b}$$

where π is the required probability. ■

We turn next to the Brownian bridge. Think about a sample path of W on the time interval $[0, 1]$ as the shape of a random string with its left end tied to the origin. What does it look like if you tie down its right end also? That is to say, what sort of process is $\{W(t) : 0 \leq t \leq 1\}$ conditioned on the event that $W(1) = 0$? This new process is called the ‘tied-down Wiener process’ or the ‘Brownian bridge’. There are various ways of studying it, the most obvious of which is perhaps to calculate the fdds of W conditional on the event $\{W(1) \in (-\eta, \eta)\}$, and then take the limit as $\eta \downarrow 0$. This is easily done, and leads to the next theorem.

(9) Theorem. *Let $B = \{B(t) : 0 \leq t \leq 1\}$ be a process with continuous sample paths and the same fdds as $\{W(t) : 0 \leq t \leq 1\}$ conditioned on $W(0) = W(1) = 0$. The process B is a diffusion process with instantaneous mean a and variance b given by*

$$(10) \quad a(t, x) = -\frac{x}{1-t}, \quad b(t, x) = 1, \quad x \in \mathbb{R}, \quad 0 \leq t \leq 1.$$

Note that the Brownian bridge has the same instantaneous variance as W , but its instantaneous mean increases in magnitude as $t \rightarrow 1$ and has the effect of guiding the process to its finishing point $B(1) = 0$.

Proof. We make use of an elementary calculation involving conditional density functions. Let W be a standard Wiener process, and suppose that $0 \leq u \leq v$. It is left as an *exercise* to prove that, conditional on the event $\{W(v) = y\}$, the distribution of $W(u)$ is normal with mean yu/v and variance $u(v-u)/v$. In particular,

$$(11) \quad \mathbb{E}(W(u) \mid W(0) = 0, W(v) = y) = \frac{yu}{v},$$

$$(12) \quad \mathbb{E}(W(u)^2 \mid W(0) = 0, W(v) = y) = \left(\frac{yu}{v}\right)^2 + \frac{u(v-u)}{v}.$$

Returning to the Brownian bridge B , after a little reflection one sees that it is Gaussian and Markov, since W has these properties. Furthermore the instantaneous mean is given by

$$\mathbb{E}(B(t+h) - B(t) \mid B(t) = x) = -\frac{xh}{1-t}$$

by (11) with $y = -x$, $u = h$, $v = 1 - t$; similarly the instantaneous variance is given by the following consequence of (12):

$$\mathbb{E}(|B(t+h) - B(t)|^2 \mid B(t) = x) = h + o(h). \quad \blacksquare$$

An elementary calculation based on equations (11) and (12) shows that

$$(13) \quad \text{cov}(B(s), B(t)) = \min\{s, t\} - st, \quad 0 \leq s, t \leq 1.$$

Exercises for Section 13.6

1. Let W be a standard Wiener process. Show that the conditional density function of $W(t)$, given that $W(u) > 0$ for $0 < u < t$, is $g(x) = (x/t)e^{-x^2/(2t)}$, $x > 0$.
2. Show that the autocovariance function of the Brownian bridge is $c(s, t) = \min\{s, t\} - st$, $0 \leq s, t \leq 1$.
3. Let W be a standard Wiener process, and let $\widehat{W}(t) = W(t) - tW(1)$. Show that $\{\widehat{W}(t) : 0 \leq t \leq 1\}$ is a Brownian bridge.
4. If W is a Wiener process with $W(0) = 0$, show that $\widetilde{W}(t) = (1-t)W(t/(1-t))$ for $0 \leq t < 1$, $\widetilde{W}(1) = 0$, defines a Brownian bridge.
5. Let $0 < s < t < 1$. Show that the probability that the Brownian bridge has no zeros in the interval (s, t) is $(2/\pi) \cos^{-1} \sqrt{(t-s)/[t(1-s)]}$.

13.7 Stochastic calculus

We have so far considered a diffusion process† $D = \{D_t : t \geq 0\}$ as a Markov process with continuous sample paths, having some given ‘instantaneous mean’ $\mu(t, x)$ and ‘instantaneous variance’ $\sigma^2(t, x)$. The most fundamental diffusion process is the standard Wiener process $W = \{W_t : t \geq 0\}$, with instantaneous mean 0 and variance 1. We have seen in Section 13.3 how to use this characterization of W in order to construct more general diffusions. With this use of the word ‘instantaneous’, it may seem natural, after a quick look at Section 13.3, to relate increments of D and W in the infinitesimal form

$$(1) \quad dD_t = \mu(t, D_t) dt + \sigma(t, D_t) dW_t,$$

or equivalently its integrated form

$$(2) \quad D_t - D_0 = \int_0^t \mu(s, D_s) ds + \int_0^t \sigma(s, D_s) dW_s.$$

The last integral has the form $\int_0^t \psi(s) dW_s$ where ψ is a random process. Whereas we saw in Section 9.4 how to construct such an integral for deterministic functions ψ , this more general case poses new problems, not least since a Wiener process is not differentiable. This section contains a general discussion of the stochastic integral, the steps necessary to establish it rigorously being deferred to Section 13.8.

For an example of the infinitesimal form (1) as a modelling tool, suppose that X_t is the price of some stock, bond, or commodity at time t . How may we represent the change dX_t over a small time interval $(t, t + dt)$? It may be a matter of observation that changes in the price X_t are proportional to the price, and otherwise appear to be as random in sign and magnitude as are the displacements of a molecule. It would be plausible to write $dX_t = bX_t dW_t$, or $X_t - X_0 = \int_0^t bX_s dW_s$, for some constant b . Such a process X is called a *geometric Wiener process*, or *geometric Brownian motion*; see Example (13.9.9) and Section 13.10.

We have already constructed certain representations of diffusion processes in terms of W . For example we have from Problem (13.12.1) that $tW_{1/t}$ and $\alpha W_{t/\alpha^2}$ are Wiener processes. Similarly, the process $D_t = \mu t + \sigma W_t$ is a Wiener process with drift. In addition, Ornstein–Uhlenbeck processes arise in a multiplicity of ways, for example as the processes U_i given by:

$$U_1(t) = e^{-\beta t} W(e^{2\beta t} - 1), \quad U_2(t) = e^{-\beta t} W(e^{2\beta t}), \quad U_3(t) = W(t) - \beta \int_0^t e^{-\beta(t-s)} W(s) ds.$$

(See Problem (13.12.3) and Exercises (13.7.4) and (13.7.5).) Expressions of this form enable us to deduce sample path properties of the process in question from those of the underlying Wiener process. For example, since W has continuous sample paths, so do the U_i .

It is illuminating to start with such an expression and to derive a differential form such as equation (1). Let X be a process which is a function of a standard Wiener process W , that is, $X_t = f(W_t)$ for some given f . Experience of the usual Newton–Leibniz chain rule would suggest that $dX_t = f'(W_t) dW_t$ but this turns out to be incorrect in this context. If f is sufficiently smooth, a formal application of Taylor’s theorem gives

$$X_{t+\delta t} - X_t = f'(W_t)(\delta W_t) + \frac{1}{2} f''(W_t)(\delta W_t)^2 + \dots$$

†For notational convenience, we shall write X_t or $X(t)$ interchangeably in the next few sections.

where $\delta W_t = W_{t+\delta t} - W_t$. In the usual derivation of the chain rule, one uses the fact that the second term on the right side is $o(\delta t)$. However, $(\delta W_t)^2$ has mean δt , and something new is needed. It turns out that δt is indeed an acceptable approximation for $(\delta W_t)^2$, and that the subsequent terms in the Taylor expansion are insignificant in the limit as $\delta t \rightarrow 0$. One is therefore led to the formula

$$(3) \quad dX_t = f'(W_t) dW_t + \frac{1}{2} f''(W_t) dt.$$

Note the extra term over that suggested by the usual chain rule. Equation (3) may be written in its integrated form

$$X_t - X_0 = \int_0^t f'(W_s) dW_s + \int_0^t \frac{1}{2} f''(W_s) ds.$$

Sense can be made of this only when we have a proper definition of the stochastic integral $\int_0^t f'(W_s) dW_s$. Equation (3) is a special case of what is known as Itô's formula, to which we return in Section 13.9.

Let us next work with a concrete example in the other direction, asking for a non-rigorous interpretation of the stochastic integral $\int_0^t W_s dW_s$. By analogy with the usual integral, we take $t = n\delta$ where δ is small and positive, and we partition the interval $(0, t]$ into the intervals $(j\delta, (j+1)\delta]$, $0 \leq j < n$. Following the usual prescription, we take some $\theta_j \in [j\delta, (j+1)\delta]$ and form the sum $I_n = \sum_{j=0}^{n-1} W_{\theta_j} (W_{(j+1)\delta} - W_{j\delta})$.

In the context of the usual Riemann integral, the values $W_{j\delta}$, W_{θ_j} , and $W_{(j+1)\delta}$ would be sufficiently close to one another for I_n to have a limit as $n \rightarrow \infty$ which is independent of the choice of the θ_j . The Wiener process W has sample paths with unbounded variation, and therein lies the difference.

Suppose that we take $\theta_j = j\delta$ for each j . It is easy to check that

$$2I_n = \sum_{j=0}^{n-1} (W_{(j+1)\delta}^2 - W_{j\delta}^2) - \sum_{j=0}^{n-1} (W_{(j+1)\delta} - W_{j\delta})^2 = W_t^2 - W_0^2 - Z_n$$

where $Z_n = \sum_{j=0}^{n-1} (W_{(j+1)\delta} - W_{j\delta})^2$. It is the case that

$$(4) \quad \mathbb{E}((Z_n - t)^2) \rightarrow 0 \quad \text{as } n \rightarrow \infty,$$

which is to say that $Z_n \rightarrow t$ in mean square (see Exercise (13.7.2)). It follows that $I_n \rightarrow \frac{1}{2}(W_t^2 - t)$ in mean square as $n \rightarrow \infty$, and we are led to the interpretation

$$(5) \quad \int_0^t W_s dW_s = \frac{1}{2}(W_t^2 - t).$$

This proposal is verified in Example (13.9.7).

The calculation above is an example of what is called an *Itô integral*. The choice of the θ_j was central to the argument which leads to (5), and other choices lead to different answers. In Exercise (13.7.3) is considered the case when $\theta_j = (j+1)\delta$, and this leads to the value $\frac{1}{2}(W_t^2 + t)$ for the integral. When θ_j is the midpoint of the interval $[j\delta, (j+1)\delta]$, the answer is the more familiar W_t^2 , and the corresponding integral is termed the *Stratonovich integral*.

Exercises for Section 13.7

1. **Doob's L_2 inequality.** Let W be a standard Wiener process, and show that

$$\mathbb{E}\left(\max_{0 \leq s \leq t} |W_s|^2\right) \leq 4\mathbb{E}(W_t^2).$$

2. Let W be a standard Wiener process. Fix $t > 0$, $n \geq 1$, and let $\delta = t/n$. Show that $Z_n = \sum_{j=0}^{n-1} (W_{(j+1)\delta} - W_{j\delta})^2$ satisfies $Z_n \rightarrow t$ in mean square as $n \rightarrow \infty$.

3. Let W be a standard Wiener process. Fix $t > 0$, $n \geq 1$, and let $\delta = t/n$. Let $V_j = W_{j\delta}$ and $\Delta_j = V_{j+1} - V_j$. Evaluate the limits of the following as $n \rightarrow \infty$:

(a) $I_1(n) = \sum_j V_j \Delta_j$,

(b) $I_2(n) = \sum_j V_{j+1} \Delta_j$,

(c) $I_3(n) = \sum_j \frac{1}{2}(V_{j+1} + V_j) \Delta_j$,

(d) $I_4(n) = \sum_j W_{(j+\frac{1}{2})\delta} \Delta_j$.

4. Let W be a standard Wiener process. Show that $U(t) = e^{-\beta t} W(e^{2\beta t})$ defines a stationary Ornstein–Uhlenbeck process.

5. Let W be a standard Wiener process. Show that $U_t = W_t - \beta \int_0^t e^{-\beta(t-s)} W_s ds$ defines an Ornstein–Uhlenbeck process.

13.8 The Itô integral

Our target in this section is to present a definition of the integral $\int_0^\infty \psi_s dW_s$, where ψ is a random process satisfying conditions to be stated. Some of the details will be omitted from the account which follows.

Integrals of the form $\int_0^\infty \phi(s) dS_s$ were explored in Section 9.4 for deterministic functions ϕ , subject to the following assumptions on the process S :

(a) $\mathbb{E}(|S_t|^2) < \infty$ for all t ,

(b) $\mathbb{E}(|S_{t+h} - S_t|^2) \rightarrow 0$ as $h \downarrow 0$, for all t ,

(c) S has orthogonal increments.

It was required that ϕ satisfy $\int_0^\infty |\phi(s)|^2 dG(s) < \infty$ where $G(t) = \mathbb{E}(|S_t - S_0|^2)$.

It is a simple exercise to check that conditions (a)–(c) are satisfied by the standard Wiener process W , and that $G(t) = t$ in this case. We turn next to conditions to be satisfied by the integrand ψ .

Let $W = \{W_t : t \geq 0\}$ be a standard Wiener process on the complete probability space $(\Omega, \mathcal{F}, \mathbb{P})$. Let \mathcal{F}_t be the smallest sub- σ -field of \mathcal{F} with respect to which the variables W_s , $0 \leq s \leq t$, are measurable and which contains the null events $\mathcal{N} = \{A \in \mathcal{F} : \mathbb{P}(A) = 0\}$. We write $\mathcal{F} = \{\mathcal{F}_t : t \geq 0\}$ for the consequent filtration.

A random process ψ is said to be *measurable* if, when viewed as a function $\psi_t(\omega)$ of both t and the elementary event $\omega \in \Omega$, it is measurable with respect to the product σ -field $\mathcal{B} \otimes \mathcal{F}$; here, \mathcal{B} denotes the Borel σ -field of subsets of $[0, \infty)$. The measurable process ψ is said to be *adapted* to the filtration \mathcal{F} if ψ_t is \mathcal{F}_t -measurable for all t . It will emerge that adapted processes may be integrated against the Wiener process so long as they satisfy the integral

condition

$$(1) \quad \mathbb{E} \left(\int_0^\infty |\psi_t|^2 dt \right) < \infty,$$

and we denote by \mathcal{A} the set of all adapted processes satisfying (1). It may be shown that \mathcal{A} is a Hilbert space (and is thus Cauchy complete) with the norm[†]

$$(2) \quad \|\psi\| = \sqrt{\mathbb{E} \left(\int_0^\infty |\psi_t|^2 dt \right)}.$$

We shall see that $\int_0^\infty \psi_s dW_s$ may be defined[‡] for $\psi \in \mathcal{A}$.

We follow the scheme laid out in Section 9.4. The integral $\int_0^\infty \psi_s dW_s$ is first defined for a random step function $\psi_t = \sum_j C_j I_{(a_j, a_{j+1}]}(t)$ where the a_j are constants and the C_j are random variables with finite second moments which are \mathcal{F}_{a_j} -measurable. One then passes to limits of such step functions, finally checking that any process satisfying (1) may be expressed as such a limit. Here are some details.

Let $0 = a_0 < a_1 < \dots < a_n = t$, and let C_0, C_1, \dots, C_{n-1} be random variables with finite second moments and such that each C_j is \mathcal{F}_{a_j} -measurable. Define the random variable ϕ_t by

$$\phi_t = \sum_{j=0}^{n-1} C_j I_{(a_j, a_{j+1}]}(t) = \begin{cases} 0 & \text{if } t \leq 0 \text{ or } t > a_n, \\ C_j & \text{if } a_j < t \leq a_{j+1}. \end{cases}$$

We call the function ϕ a ‘predictable step function’. The stochastic integral $I(\phi)$ of ϕ with respect to W is evidently to be given by

$$(3) \quad I(\phi) = \sum_{j=0}^{n-1} C_j (W_{a_{j+1}} - W_{a_j}).$$

It is easily seen that $I(\alpha\phi^1 + \beta\phi^2) = \alpha I(\phi^1) + \beta I(\phi^2)$ for two predictable step functions ϕ^1, ϕ^2 and $\alpha, \beta \in \mathbb{R}$.

The following ‘isometry’ asserts the equality of the norm $\|\phi\|$ and the L_2 norm of the integral of ϕ . As before, we write $\|U\|_2 = \sqrt{\mathbb{E}|U|^2}$ where U is a random variable.

(4) Lemma. *If ϕ is a predictable step function, $\|I(\phi)\|_2 = \|\phi\|$.*

Proof. Evidently,

$$(5) \quad \begin{aligned} \mathbb{E}(|I(\phi)|^2) &= \mathbb{E} \left(\sum_{j=0}^{n-1} C_j (W_{a_{j+1}} - W_{a_j}) \sum_{k=0}^{n-1} C_k (W_{a_{k+1}} - W_{a_k}) \right) \\ &= \mathbb{E} \left(\sum_{j=0}^{n-1} C_j^2 (W_{a_{j+1}} - W_{a_j})^2 + 2 \sum_{0 \leq j < k \leq n-1} C_j C_k (W_{a_{j+1}} - W_{a_j})(W_{a_{k+1}} - W_{a_k}) \right). \end{aligned}$$

[†]Actually $\|\cdot\|$ is not a norm, since $\|\psi\| = 0$ does not imply that $\psi = 0$. It is however a norm on the set of equivalence classes obtained from the equivalence relation given by $\psi \sim \phi$ if $\mathbb{P}(\psi = \phi) = 1$.

[‡]Integrals over bounded intervals are defined similarly, by multiplying the integrand by the indicator function of the interval in question. That ψ be adapted is not really the ‘correct’ condition. In a more general theory of stochastic integration, the process W is replaced by a so-called semimartingale, and the integrand ψ by a locally bounded predictable process.

Using the fact that C_j is \mathcal{F}_{a_j} -measurable,

$$\mathbb{E}(C_j^2(W_{a_{j+1}} - W_{a_j})^2) = \mathbb{E}[\mathbb{E}(C_j^2(W_{a_{j+1}} - W_{a_j})^2 \mid \mathcal{F}_{a_j})] = \mathbb{E}(C_j^2)(a_{j+1} - a_j).$$

Similarly, by conditioning on \mathcal{F}_{a_k} , we find that the mean of the final term in (5) equals 0. Therefore,

$$\mathbb{E}(|I(\phi)|^2) = \sum_j \mathbb{E}(C_j^2)(a_{j+1} - a_j) = \mathbb{E}\left(\int_0^\infty |\phi(t)|^2 dt\right) = \|\phi\|^2. \quad \blacksquare$$

Next we consider limits of sequences of predictable step functions. Let $\psi \in \mathcal{A}$. It may be shown that there exists a sequence $\phi = \{\phi^{(n)}\}$ of predictable step functions such that $\|\phi^{(n)} - \psi\| \rightarrow 0$ as $n \rightarrow \infty$. We prove this under the assumption that ψ has continuous sample paths, although this continuity condition is not necessary.

(6) Theorem. *Let $\psi \in \mathcal{A}$ be a process with continuous sample paths. There exists a sequence $\phi = \{\phi^{(n)}\}$ of predictable step functions such that $\|\phi^{(n)} - \psi\| \rightarrow 0$ as $n \rightarrow \infty$.*

Proof. Define the predictable step function

$$\phi_t^{(n)} = \begin{cases} n \int_{(j-1)/n}^{j/n} \psi_s ds & \text{for } \frac{j}{n} < t \leq \frac{j+1}{n}, 1 \leq j < n^2, \\ 0 & \text{otherwise.} \end{cases}$$

By a standard use of the Cauchy–Schwarz inequality,

$$\int_{j/n}^{(j+1)/n} |\phi_t^{(n)}|^2 dt = n \left| \int_{(j-1)/n}^{j/n} \psi_s ds \right|^2 \leq \int_{(j-1)/n}^{j/n} |\psi_s|^2 ds \quad \text{for } j \geq 1.$$

Hence

$$(7) \quad \int_T^\infty |\phi_s^{(n)}|^2 ds \leq \int_{T-(2/n)}^\infty |\psi_s|^2 ds \quad \text{for } T \geq 0.$$

Now,

$$(8) \quad \int_0^\infty |\phi_s^{(n)} - \psi_s|^2 ds = \int_0^T |\phi_s^{(n)} - \psi_s|^2 ds + \int_T^\infty |\phi_s^{(n)} - \psi_s|^2 ds.$$

Using the continuity of the sample paths of ψ , $|\phi_s^{(n)} - \psi_s| \rightarrow 0$ as $n \rightarrow \infty$, uniformly on the interval $[0, T]$, whence the penultimate term in (8) tends to 0 as $n \rightarrow \infty$. Since $|x + y|^2 \leq 2(|x|^2 + |y|^2)$ for $x, y \in \mathbb{R}$, the last term in (8) is by (7) no greater than $4 \int_{T-(2/n)}^\infty |\psi_s|^2 ds$. We let $n \rightarrow \infty$ and then $T \rightarrow \infty$ in (8). Since $\psi \in \mathcal{A}$, it is the case that $\int_0^\infty |\psi_s|^2 ds < \infty$ almost surely, and therefore

$$\int_0^\infty |\phi_s^{(n)} - \psi_s|^2 ds \rightarrow 0 \quad \text{almost surely, as } n \rightarrow \infty.$$

By the same argument used to bound the last term in (8),

$$0 \leq \int_0^\infty |\phi_s^{(n)} - \psi_s|^2 ds \leq 4 \int_0^\infty |\psi_s|^2 ds,$$

and it follows by the dominated convergence theorem that $\|\phi^{(n)} - \psi\| \rightarrow 0$ as $n \rightarrow \infty$. ■

Let $\psi \in \mathcal{A}$ and let $\phi = \{\phi^{(n)}\}$ be a sequence of predictable step functions converging in \mathcal{A} to ψ . Since $\phi^{(m)} - \phi^{(n)}$ is itself a predictable step function, we have that

$$\begin{aligned} \|I(\phi^{(m)}) - I(\phi^{(n)})\|_2 &= \|I(\phi^{(m)} - \phi^{(n)})\|_2 \\ &= \|\phi^{(m)} - \phi^{(n)}\| && \text{by Lemma (4)} \\ &\leq \|\phi^{(m)} - \psi\| + \|\phi^{(n)} - \psi\| && \text{by the triangle inequality} \\ &\rightarrow 0 && \text{as } m, n \rightarrow \infty. \end{aligned}$$

Therefore the sequence $I(\phi^{(n)})$ is mean-square Cauchy convergent, and hence converges in mean square to some limit random variable denoted $I(\phi)$. It is not difficult to show as follows that $\mathbb{P}(I(\phi) = I(\rho)) = 1$ for any other sequence ρ of predictable step functions converging in \mathcal{A} to ψ . We have by the triangle inequality that

$$\|I(\phi) - I(\rho)\|_2 \leq \|I(\phi) - I(\phi^{(n)})\|_2 + \|I(\phi^{(n)}) - I(\rho^{(n)})\|_2 + \|I(\rho^{(n)}) - I(\rho)\|_2.$$

The first and third terms on the right side tend to 0 as $n \rightarrow \infty$. By Lemma (4) and the linearity of the integral operator on predictable step functions, the second term satisfies

$$\begin{aligned} \|I(\phi^{(n)}) - I(\rho^{(n)})\|_2 &= \|I(\phi^{(n)} - \rho^{(n)})\|_2 = \|\phi^{(n)} - \rho^{(n)}\| \\ &\leq \|\phi^{(n)} - \psi\| + \|\rho^{(n)} - \psi\| \end{aligned}$$

which tends to zero as $n \rightarrow \infty$. Therefore $\|I(\phi) - I(\rho)\|_2 = 0$, implying as claimed that $\mathbb{P}(I(\phi) = I(\rho)) = 1$.

The (almost surely) unique such quantity $I(\phi)$ is denoted by $I(\psi)$, which we call the *Itô integral* of the process ψ . It is usual to denote $I(\psi)$ by $\int_0^\infty \psi_s dW_s$, and we adopt this notation forthwith. We define $\int_0^t \psi_s dW_s$ to be $\int_0^\infty \psi_s I_{(0,t]}(s) dW_s$.

With the (Itô) stochastic integral defined, we may now agree to write

$$(9) \quad dX_t = \mu(t, X_t) dt + \sigma(t, X_t) dW_t$$

as a shorthand form of

$$(10) \quad X_t = X_0 + \int_0^t \mu(s, X_s) ds + \int_0^t \sigma(s, X_s) dW_s.$$

A continuous process X defined by (9), by which we mean satisfying (10), is called an *Itô process*, or a diffusion process, with infinitesimal mean and variance $\mu(t, x)$ and $\sigma(t, x)^2$. The proof that there exists such a process is beyond our scope. Thus we may define diffusions via stochastic integrals, and it may be shown conversely that all diffusions previously considered in this book may be written as appropriate stochastic integrals.

It is an important property of the above stochastic integrals that they define martingales†. Once again, we prove this under the assumption that ψ has continuous sample paths.

(11) Theorem. *Let $\psi \in \mathcal{A}$ be a process with continuous sample paths. The process $J_t = \int_0^t \psi_u dW_u$ is a martingale with respect to the filtration \mathcal{F} .*

Proof. Let $0 < s < t$ and, for $n \geq 1$, let a_0, a_1, \dots, a_n be such that $0 = a_0 < a_1 < \dots < a_m = s < a_{m+1} < \dots < a_n = t$ for some m . We define the predictable step function

$$\psi_u^{(n)} = \sum_{j=0}^{n-1} \psi_{a_j} I_{(a_j, a_{j+1}]}(u),$$

with integral

$$J_v^{(n)} = \int_0^v \psi_u^{(n)} dW_u = \sum_{j=0}^{n-1} \psi_{a_j} (W_{a_{j+1} \wedge v} - W_{a_j \wedge v}), \quad v \geq 0,$$

where $x \wedge y = \min\{x, y\}$. Now,

$$\mathbb{E}(J_t^{(n)} \mid \mathcal{F}_s) = \sum_{j=0}^{n-1} \mathbb{E}(\psi_{a_j} (W_{a_{j+1}} - W_{a_j}) \mid \mathcal{F}_s)$$

where

$$\mathbb{E}(\psi_{a_j} (W_{a_{j+1}} - W_{a_j}) \mid \mathcal{F}_s) = \psi_{a_j} (W_{a_{j+1}} - W_{a_j}) \quad \text{if } j < m,$$

and

$$\mathbb{E}(\psi_{a_j} (W_{a_{j+1}} - W_{a_j}) \mid \mathcal{F}_s) = \mathbb{E}[\mathbb{E}(\psi_{a_j} (W_{a_{j+1}} - W_{a_j}) \mid \mathcal{F}_{a_j}) \mid \mathcal{F}_s] = 0 \quad \text{if } j \geq m,$$

since $W_{a_{j+1}} - W_{a_j}$ is independent of \mathcal{F}_{a_j} and has zero mean. Therefore,

$$(12) \quad \mathbb{E}(J_t^{(n)} \mid \mathcal{F}_s) = J_s^{(n)}.$$

We now let $n \rightarrow \infty$ and assume that $\max_j |a_{j+1} - a_j| \rightarrow 0$. As shown in the proof of Theorem (6),

$$\|\psi^{(n)} I_{(0,s]} - \psi I_{(0,s]}\| \rightarrow 0 \quad \text{and} \quad \|\psi^{(n)} I_{(0,t]} - \psi I_{(0,t]}\| \rightarrow 0,$$

whence $J_s^{(n)} \rightarrow \int_0^s \psi_u dW_u$ and $J_t^{(n)} \rightarrow \int_0^t \psi_u dW_u$ in mean square. We let $n \rightarrow \infty$ in (12), and use the result of Exercise (13.8.5), to find that $\mathbb{E}(J_t \mid \mathcal{F}_s) = J_s$ almost surely. It follows as claimed that J is a martingale. ■

There is a remarkable converse to Theorem (11) of which we omit the proof.

(13) Theorem. *Let M be a martingale with respect to the filtration \mathcal{F} . There exists an adapted random process ψ such that*

$$M_t = M_0 + \int_0^t \psi_u dW_u, \quad t \geq 0.$$

†In the absence of condition (1), we may obtain what is called a ‘local martingale’, but this is beyond the scope of this book.

Exercises for Section 13.8

In the absence of any contrary indication, W denotes a standard Wiener process, and \mathcal{F}_t is the smallest σ -field containing all null events with respect to which every member of $\{W_u : 0 \leq u \leq t\}$ is measurable.

- Verify directly that $\int_0^t s dW_s = tW_t - \int_0^t W_s ds$.
 - Verify directly that $\int_0^t W_s^2 dW_s = \frac{1}{3}W_t^3 - \int_0^t W_s ds$.
 - Show that $\mathbb{E}\left(\left[\int_0^t W_s dW_s\right]^2\right) = \int_0^t \mathbb{E}(W_s^2) ds$.
- Let $X_t = \int_0^t W_s ds$. Show that X is a Gaussian process, and find its autocovariance and autocorrelation function.
- Let $(\Omega, \mathcal{F}, \mathbb{P})$ be a probability space, and suppose that $X_n \xrightarrow{\text{m.s.}} X$ as $n \rightarrow \infty$. If $\mathcal{G} \subseteq \mathcal{F}$, show that $\mathbb{E}(X_n | \mathcal{G}) \xrightarrow{\text{m.s.}} \mathbb{E}(X | \mathcal{G})$.
- Let ψ_1 and ψ_2 be predictable step functions, and show that

$$\mathbb{E}\{I(\psi_1)I(\psi_2)\} = \mathbb{E}\left(\int_0^\infty \psi_1(t)\psi_2(t) dt\right),$$

whenever both sides exist.

- Assuming that *Gaussian white noise* $G_t = dW_t/dt$ exists in sufficiently many senses to appear as an integrand, show by integrating the stochastic differential equation $dX_t = -\beta X_t dt + dW_t$ that

$$X_t = W_t - \beta \int_0^t e^{-\beta(t-s)} W_s ds,$$

if $X_0 = 0$.

- Let ψ be an adapted process with $\|\psi\| < \infty$. Show that $\|I(\psi)\|_2 = \|\psi\|$.

13.9 Itô's formula

The 'stochastic differential equation', or 'SDE',

$$(1) \quad dX = \mu(t, X) dt + \sigma(t, X) dW$$

is a shorthand for the now well-defined integral equation

$$X_t = X_0 + \int_0^t \mu(s, X_s) ds + \int_0^t \sigma(s, X_s) dW_s,$$

solutions to which are called *Itô processes*, or *diffusions*. Under rather weak conditions on μ , σ , and X_0 , it may be shown that the SDE (1) has a unique solution which is a Markov process with continuous sample paths. The proof of this is beyond our scope.

We turn to a central question. If X satisfies the SDE (1) and $Y_t = f(t, X_t)$ for some given $f : [0, \infty) \times \mathbb{R} \rightarrow \mathbb{R}$, what is the infinitesimal formula for the process Y ?

(2) Theorem. Itô's formula. If $dX = \mu(t, X) dt + \sigma(t, X) dW$ and $Y_t = f(t, X_t)$, where f is twice continuously differentiable on $[0, \infty) \times \mathbb{R}$, then Y is also an Itô process, given by†

$$(3) \quad dY = [f_x(t, X)\mu(t, X) + f_t(t, X) + \frac{1}{2}f_{xx}(t, X)\sigma^2(t, X)] dt + f_x(t, X)\sigma(t, X) dW.$$

This formula may be extended to cover multivariate diffusions. We do not prove Itô's formula at the level of generality of (2), instead specializing to the following special case when X is the standard Wiener process. The differentiability assumption on the function f may be weakened.

(4) Theorem. Itô's simple formula. Let $f(s, w)$ be thrice continuously differentiable on $[0, \infty) \times \mathbb{R}$, and let W be a standard Wiener process. The process $Y_t = f_t(t, W_t)$ is an Itô process with

$$dY = [f_t(t, W) + \frac{1}{2}f_{ww}(t, W)] dt + f_w(t, W) dW.$$

Sketch proof. Let $n \geq 1$, $\delta = t/n$, and write $\Delta_j = W_{(j+1)\delta} - W_{j\delta}$. The idea is to express $f(t, W_t)$ as the sum

$$(5) \quad f(t, W_t) - f(0, W_0) = \sum_{j=0}^{n-1} [f((j+1)\delta, W_{(j+1)\delta}) - f(j\delta, W_{(j+1)\delta})] \\ + \sum_{j=0}^{n-1} [f(j\delta, W_{(j+1)\delta}) - f(j\delta, W_{j\delta})]$$

and to use Taylor's theorem to study its behaviour as $n \rightarrow \infty$. We leave out the majority of details necessary to achieve this, presenting instead the briefest summary.

By (5) and Taylor's theorem, there exist random variables $\theta_j \in [j\delta, (j+1)\delta]$ and $\Omega_j \in [W_{j\delta}, W_{(j+1)\delta}]$ such that

$$(6) \quad f(t, W_t) - f(0, W_0) = \sum_{j=0}^{n-1} f_t(\theta_j, W_{(j+1)\delta})\delta + \sum_{j=0}^{n-1} f_w(j\delta, W_{j\delta})\Delta_j \\ + \frac{1}{2} \sum_{j=0}^{n-1} f_{ww}(j\delta, W_{j\delta})\Delta_j^2 + \frac{1}{6} \sum_{j=0}^{n-1} f_{www}(j\delta, \Omega_j)\Delta_j^3.$$

We consider these terms one by one, as $n \rightarrow \infty$.

(i) It is a consequence of the continuity properties of f and W that

$$\sum_{j=0}^{n-1} f_t(\theta_j, W_{(j+1)\delta})\delta \xrightarrow{\text{a.s.}} \int_0^t f_t(s, W_s) ds.$$

(ii) Using the differentiability of f , one may see that $\sum_{j=0}^{n-1} f_w(j\delta, W_{j\delta})\Delta_j$ converges in mean square as $n \rightarrow \infty$ to the Itô integral $\int_0^t f_w(s, W_s) dW_s$.

†Here $f_t(t, X)$ and $f_x(t, X)$ denote the derivatives of f with respect to its first and second arguments respectively, and evaluated at (t, X_t) .

- (iii) We have that $\mathbb{E}(\Delta_j^2) = \delta$, and Δ_j^2 and Δ_k^2 are independent for $j \neq k$. It follows after some algebra that

$$\sum_{j=0}^{n-1} f_{ww}(j\delta, W_{j\delta})\Delta_j^2 - \sum_{j=0}^{n-1} f_{ww}(j\delta, W_{j\delta})\delta \xrightarrow{\text{m.s.}} 0.$$

This implies the convergence of the third sum in (6) to the integral $\frac{1}{2} \int_0^t f_{ww}(s, W_s) ds$.

- (iv) It may be shown after some work that the fourth term in (6) converges in mean square to zero as $n \rightarrow \infty$, and the required result follows by combining (i)–(iv). ■

(7) Example. (a) Let $dX = \mu(t, X) dt + \sigma(t, X) dW$ and let $Y = X^2$. By Theorem (2),

$$dY = (2\mu X + \sigma^2) dt + 2\sigma X dW = \sigma(t, X)^2 dt + 2X dX.$$

(b) Let $Y_t = W_t^2$. Applying part (a) with $\mu = 0$ and $\sigma = 1$ (or alternatively using Itô's simple formula (4)), we find that $dY = dt + 2W dW$. By integration,

$$\int_0^t W_s dW_s = \frac{1}{2}(Y_t - Y_0 - t) = \frac{1}{2}(W_t^2 - t)$$

in agreement with formula (13.7.5). ●

(8) Example. Product rule. Suppose that

$$dX = \mu_1(t, X) dt + \sigma_1(t, X) dW, \quad dY = \mu_2(t, Y) dt + \sigma_2(t, Y) dW,$$

in the notation of Itô's formula (2). We have by Example (7) that

$$\begin{aligned} d(X^2) &= \sigma_1(t, X)^2 dt + 2X dX, \\ d(Y^2) &= \sigma_2(t, Y)^2 dt + 2Y dY, \\ d((X + Y)^2) &= (\sigma_1(t, X) + \sigma_2(t, Y))^2 dt + 2(X + Y)(dX + dY). \end{aligned}$$

Using the representation $XY = \frac{1}{2}\{(X + Y)^2 - X^2 - Y^2\}$, we deduce the product rule

$$d(XY) = X dY + Y dX + \sigma_1(t, X)\sigma_2(t, Y) dt.$$

Note the extra term over the usual Newton–Leibniz rule for differentiating a product. ●

(9) Example. Geometric Brownian motion. Let $Y_t = \exp(\mu t + \sigma W_t)$ for constants μ, σ . Itô's simple formula (4) yields

$$dY = (\mu + \frac{1}{2}\sigma^2)Y dt + \sigma Y dW,$$

so that Y is a diffusion with instantaneous mean $a(t, y) = (\mu + \frac{1}{2}\sigma^2)y$ and instantaneous variance $b(t, y) = \sigma^2 y^2$. As indicated in Example (12.7.10), the process Y is a martingale if and only if $\mu + \frac{1}{2}\sigma^2 = 0$. ●

Exercises for Section 13.9

In the absence of any contrary indication, W denotes a standard Wiener process, and \mathcal{F}_t is the smallest σ -field containing all null events with respect to which every member of $\{W_u : 0 \leq u \leq t\}$ is measurable.

1. Let X and Y be independent standard Wiener processes. Show that, with $R_t^2 = X_t^2 + Y_t^2$,

$$Z_t = \int_0^t \frac{X_s}{R_s} dX_s + \int_0^t \frac{Y_s}{R_s} dY_s$$

is a Wiener process. [Hint: Use Theorem (13.8.13).] Hence show that R^2 satisfies

$$R_t^2 = 2 \int_0^t R_s dW_s + 2t.$$

Generalize this conclusion to n dimensions.

2. Write down the SDE obtained via Itô's formula for the process $Y_t = W_t^4$, and deduce that $\mathbb{E}(W_t^4) = 3t^2$.
3. Show that $Y_t = tW_t$ is an Itô process, and write down the corresponding SDE.
4. **Wiener process on a circle.** Let $Y_t = e^{iW_t}$. Show that $Y = X_1 + iX_2$ is a process on the unit circle satisfying

$$dX_1 = -\frac{1}{2}X_1 dt - X_2 dW, \quad dX_2 = -\frac{1}{2}X_2 dt + X_1 dW.$$

5. Find the SDEs satisfied by the processes:

- (a) $X_t = W_t/(1+t)$,
 (b) $X_t = \sin W_t$,
 (c) [Wiener process on an ellipse] $X_t = a \cos W_t$, $Y_t = b \sin W_t$, where $ab \neq 0$.
-

13.10 Option pricing

It was essentially the Wiener process which Bachelier proposed in 1900 as a model for the evolution of stock prices. Interest in the applications of diffusions and martingales to stock prices has grown astonishingly since the fundamental work of Black, Scholes, and Merton in the early 1970s. The theory of mathematical finance is now well developed, and is one of the most striking modern applications of probability theory. We present here one simple model and application, namely the Black–Scholes solution for the pricing of a European call option. Numerous extensions of this result are possible, and the reader is referred to one of the many books on mathematical finance for further details (see Appendix II).

The Black–Scholes model concerns an economy which comprises two assets, a ‘bond’ (or ‘money market account’) whose value grows at a continuously compounded constant interest rate r , and a ‘stock’ whose price per unit is a stochastic process $S = \{S_t : t \geq 0\}$ indexed by time t . It is assumed that any quantity, *positive or negative* real valued, of either asset may be purchased at any time[†]. Writing M_t for the cost of one unit of the bond at time t , and

[†]No taxes or commissions are payable, and the possession of stock brings no dividends. The purchase of negative quantities of bond or stock is called ‘short selling’ and can lead to a ‘short position’.

normalizing so that $M_0 = 1$, we have that

$$(1) \quad dM_t = rM_t dt \quad \text{or} \quad M_t = e^{rt}.$$

A basic assumption of the Black–Scholes model is that S satisfies the stochastic differential equation

$$(2) \quad dS_t = S_t(\mu dt + \sigma dW_t) \quad \text{with solution} \quad S_t = \exp\left((\mu - \frac{1}{2}\sigma^2)t + \sigma W_t\right),$$

where W is a standard Wiener process and we have normalized by setting $S_0 = 1$. That is to say, S is a geometric Brownian motion (13.9.9) with parameters μ, σ ; in this context, σ is usually called the *volatility* of the price process.

The market permits individuals to buy so-called ‘forward options’ on the stock, such products being termed ‘derivatives’. One of the most important derivatives, the ‘European call option’, permits the buyer to purchase one unit of the stock at some given future time and at some predetermined price. More precisely, the option gives the holder the right to buy one unit of stock at time T , called the ‘exercise date’, for the price K , called the ‘strike price’; the holder is not *required* to exercise this right. The fundamental question is to determine the ‘correct price’ of this option at some time t satisfying $t \leq T$. The following elucidation of market forces leads to an interpretation of the notion of ‘correct price’, and utilizes some beautiful mathematics†.

We have at time T that:

- (a) if $S_T > K$, a holder of the option can buy one unit of the stock for K and sell immediately for S_T , making an immediate profit of $S_T - K$,
- (b) if $S_T \leq K$, it would be preferable to buy K/S_T (≥ 1) units of the stock on the open market than to exercise the option.

It follows that the value ϕ_T of the option at time T is given by $\phi_T = \max\{S_T - K, 0\} = (S_T - K)^+$. The discounted value of ϕ_T at an earlier time t is $e^{-r(T-t)}(S_T - K)^+$, since an investment at time t of this sum in the bond will be valued at ϕ_T at the later time T . One might naively suppose that the value of the option at an earlier time is given by its expectation; for example, the value at time 0 might be $\phi_0 = \mathbb{E}(e^{-rT}(S_T - K)^+)$. The financial market does not operate in this way, and *this answer is wrong*. It turns out in general that, in a market where options are thus priced according to the mean of their discounted value, the buyer of the option can devise a strategy for making a certain profit. Such an opportunity to make a risk-free profit is called an *arbitrage opportunity* and it may be assumed in practice that no such opportunity exists. In order to define the notion of arbitrage more properly‡, we discuss next the concept of ‘portfolio’.

Let \mathcal{F}_t be the σ -field generated by the random variables $\{S_u : 0 \leq u \leq t\}$. A *portfolio* is a pair $\alpha = \{\alpha_t : t \geq 0\}$, $\beta = \{\beta_t : t \geq 0\}$ of stochastic processes which are adapted to the filtration $\mathcal{F} = \{\mathcal{F}_t : t \geq 0\}$. We interpret the pair (α, β) as a time-dependent portfolio comprising α_t units of stock and β_t units of the bond at time t . The value at time t of the portfolio (α, β) is given by the *value function*

$$(3) \quad V_t(\alpha, \beta) = \alpha_t S_t + \beta_t M_t,$$

†It would in practice be a mistake to adhere over rigidly to strategies based on the mathematical facts presented in this section and elsewhere. Such results are well known across the market and their use can be disadvantageous, as some have found out to their cost.

‡Such a concept was mentioned for a discrete system in Exercise (6.6.3).

and the portfolio is called *self-financing* if

$$(4) \quad dV_t(\alpha, \beta) = \alpha_t dS_t + \beta_t dM_t,$$

which is to say that changes in value may be attributed to changes in the market only and not to the injection or withdrawal of funds. Condition (4) is a consequence of the modelling assumption implicit in (2) that S is an Itô integral. It is explained slightly more fully via the following discretization of time. Suppose that $\epsilon > 0$, and that time is divided into the intervals $I_n = [n\epsilon, (n+1)\epsilon)$. We assume that prices remain constant within each interval I_n . We exit interval I_{n-1} having some portfolio $(\alpha_{(n-1)\epsilon}, \beta_{(n-1)\epsilon})$. At the start of I_n this portfolio has value $v_n = \alpha_{(n-1)\epsilon} S_{n\epsilon} + \beta_{(n-1)\epsilon} M_{n\epsilon}$. The self-financing of the portfolio implies that the value at the end of I_n equals v_n , which is to say that

$$(5) \quad \alpha_{(n-1)\epsilon} S_{n\epsilon} + \beta_{(n-1)\epsilon} M_{n\epsilon} = \alpha_{n\epsilon} S_{n\epsilon} + \beta_{n\epsilon} M_{n\epsilon}.$$

Now,

$$(6) \quad \begin{aligned} v_{n+1} - v_n &= \alpha_{n\epsilon} S_{(n+1)\epsilon} + \beta_{n\epsilon} M_{(n+1)\epsilon} - \alpha_{(n-1)\epsilon} S_{n\epsilon} - \beta_{(n-1)\epsilon} M_{n\epsilon} \\ &= \alpha_{n\epsilon} (S_{(n+1)\epsilon} - S_{n\epsilon}) + \beta_{n\epsilon} (M_{(n+1)\epsilon} - M_{n\epsilon}) \end{aligned}$$

by (5). Condition (4) is motivated by passing to the limit $\epsilon \downarrow 0$.

We say that a self-financing portfolio (α, β) replicates the given European call option if its value $V_T(\alpha, \beta)$ at time T satisfies $V_T(\alpha, \beta) = (S_T - K)^+$ almost surely.

We now utilize the assumption that the market contains no arbitrage opportunities. Let $t < T$, and suppose that two options are available at a given time t . Option I costs c_1 per unit and yields a (strictly positive) value ϕ at time T ; Option II costs c_2 per unit and yields the same value ϕ at time T . We may assume without loss of generality that $c_1 \geq c_2$. Consider the following strategy: at time t , buy $-c_2$ units of Option I and c_1 units of Option II. The total cost is $(-c_2)c_1 + c_1c_2 = 0$, and the value at time T is $(-c_2)\phi + c_1\phi = (c_1 - c_2)\phi$. If $c_1 > c_2$, there exists a strategy which yields a risk-free profit, in contradiction of the assumption of no arbitrage. Therefore $c_1 = c_2$.

Assume now that there exists a self-financing portfolio (α, β) which replicates the European call option. At time $t (< T)$ we may either invest in the option, or we may buy into the portfolio. Since their returns at time T are equal, they must by the argument above have equal cost at time t . That is to say, in the absence of arbitrage, the ‘correct value’ of the European call option at time t is $V_t(\alpha, \beta)$. In order to price the option, it remains to show that such a portfolio exists, and to find its value function.

First we calculate the value function of such a portfolio, and later we shall return to the question of its existence. Assume that (α, β) is a self-financing portfolio which replicates the European call option. It would be convenient if its discounted value function $e^{-rt} V_t$ were a martingale, since it would follow that $e^{-rt} V_t = \mathbb{E}(e^{-rT} V_T \mid \mathcal{F}_t)$ where $V_T = (S_T - K)^+$. This is not generally the case, but the following clever argument may be exploited. Although $e^{-rt} V_t$ is not a martingale on the probability space $(\Omega, \mathcal{F}, \mathbb{P})$, it turns out that there exists an alternative probability measure \mathbb{Q} on the measurable pair (Ω, \mathcal{F}) such that $e^{-rt} V_t$ is indeed a martingale on the probability space $(\Omega, \mathcal{F}, \mathbb{Q})$. The usual proof of this statement makes use of a result known as the Cameron–Martin–Girsanov formula which is beyond the scope of this book. In the case of the Black–Scholes model, one may argue directly via the following ‘change of measure’ formula.

(7) **Theorem.** Let $B = \{B_t : 0 \leq t \leq T\}$ be a Wiener process with drift 0 and instantaneous variance σ^2 on the probability space $(\Omega, \mathcal{F}, \mathbb{P})$, and let $\nu \in \mathbb{R}$. Define the random variable

$$\Lambda = \exp \left\{ \frac{\nu}{\sigma^2} B_T - \frac{\nu^2}{2\sigma^2} T \right\},$$

and the measure \mathbb{Q} by $\mathbb{Q}(A) = \mathbb{E}(\Lambda I_A)$. Then \mathbb{Q} is a probability measure and, regarded as a process on the probability space $(\Omega, \mathcal{F}, \mathbb{Q})$, B is a Wiener process with drift ν and instantaneous variance σ^2 .

Proof. That \mathbb{Q} is a probability measure is a consequence of the fact that

$$\mathbb{Q}(\Omega) = \mathbb{E}(\Lambda) = e^{-\nu^2 T / (2\sigma^2)} \mathbb{E}(e^{(\nu/\sigma^2) B_T}) = e^{-\nu^2 T / (2\sigma^2)} e^{\frac{1}{2}(\nu/\sigma^2)^2 \sigma^2 T} = 1.$$

The distribution of B under \mathbb{Q} is specified by its finite-dimensional distributions (we recall the discussion of Section 8.6). Let $0 = t_0 < t_1 < \dots < t_n = T$ and $x_0, x_1, \dots, x_n = x \in \mathbb{R}$. The notation used in the following is informal but convenient. The process B has independent normal increments under the measure \mathbb{P} . Writing $\{B_{t_i} \in dx_i\}$ for the event that $x_i < B_{t_i} \leq x_i + dx_i$, we have that

$$\begin{aligned} & \mathbb{Q}(B_{t_1} \in dx_1, B_{t_2} \in dx_2, \dots, B_{t_n} \in dx_n) \\ &= \mathbb{E} \left(\exp \left(\frac{\nu}{\sigma^2} B_T - \frac{\nu^2}{2\sigma^2} T \right) I_{\{B_{t_1} \in dx_1\} \cap \dots \cap \{B_{t_n} \in dx_n\}} \right) \\ &= \exp \left(\frac{\nu}{\sigma^2} x - \frac{\nu^2}{2\sigma^2} T \right) \prod_{i=1}^n \left\{ \frac{1}{\sqrt{2\pi\sigma^2(t_i - t_{i-1})}} \exp \left(-\frac{(x_i - x_{i-1})^2}{2\sigma^2(t_i - t_{i-1})} \right) dx_i \right\} \\ &= \prod_{i=1}^n \left\{ \frac{1}{\sqrt{2\pi\sigma^2(t_i - t_{i-1})}} \exp \left(-\frac{(x_i - x_{i-1} - \nu(t_i - t_{i-1}))^2}{2\sigma^2(t_i - t_{i-1})} \right) dx_i \right\}. \end{aligned}$$

It follows that, under \mathbb{Q} , the sequence $B_{t_1}, B_{t_2}, \dots, B_{t_n}$ is distributed in the manner of a Wiener process with drift ν and instantaneous variance σ^2 . Since this holds for all sequences t_1, t_2, \dots, t_n and since B has continuous sample paths, the claim of the theorem follows. ■

With W the usual standard Wiener process, and $\nu \in \mathbb{R}$, there exists by Theorem (7) a probability measure \mathbb{Q}_ν under which σW is a Wiener process with drift ν and instantaneous variance σ^2 . Therefore, under \mathbb{Q}_ν , the process \tilde{W} given by $\sigma \tilde{W}_t = -\nu t + \sigma W_t$, is a standard Wiener process. By equation (2) and the final observation of Example (13.9.9), under \mathbb{Q}_ν the process

$$e^{-rt} S_t = \exp \left((\mu - \frac{1}{2}\sigma^2 - r)t + \sigma W_t \right) = \exp \left((\mu - \frac{1}{2}\sigma^2 - r + \nu)t + \sigma \tilde{W}_t \right)$$

is a diffusion with instantaneous mean and variance $a(t, x) = (\mu - r + \nu)x$ and $b(t, x) = \sigma^2 x^2$. By Example (12.7.10), it is a martingale under \mathbb{Q}_ν if $\mu - r + \nu = 0$, and we set $\nu = r - \mu$ accordingly, and write $\mathbb{Q} = \mathbb{Q}_\nu$. The fact that there exists a measure \mathbb{Q} under which $e^{-rt} S_t$ is a martingale is pivotal for the solution to this problem and its generalizations

It is a consequence that, under \mathbb{Q} , $e^{-rt} V_t$ constitutes a martingale. This may be seen as follows. By the product rule of Example (13.9.8),

$$\begin{aligned}
 (8) \quad d(e^{-rt} V_t) &= e^{-rt} dV_t - r e^{-rt} V_t dt \\
 &= e^{-rt} \alpha_t dS_t - r e^{-rt} \alpha_t S_t dt + e^{-rt} \beta_t (dM_t - r M_t) \quad \text{by (4) and (3)} \\
 &= \alpha_t e^{-rt} S_t ((\mu - r) dt + \sigma dW_t) \quad \text{by (1) and (2)} \\
 &= \alpha_t e^{-rt} S_t (-v dt + \sigma dW_t),
 \end{aligned}$$

where $v = r - \mu$ as above. Under \mathbb{Q} , σW is a Wiener process with drift v and instantaneous variance σ^2 , whence $\sigma \tilde{W} = -vt + \sigma W$ is a Wiener process with drift 0 and instantaneous variance σ^2 . By (8),

$$e^{-rt} V_t = V_0 + \int_0^t \alpha_u e^{-ru} S_u \sigma d\tilde{W}_u$$

which, by Theorem (13.8.11), defines a martingale under \mathbb{Q} . Now V_t equals the value of the European call option at time t and, by the martingale property,

$$(9) \quad V_t = e^{rt} (e^{-rt} V_t) = e^{rt} \mathbb{E}_{\mathbb{Q}}(e^{-rT} V_T \mid \mathcal{F}_t)$$

where $\mathbb{E}_{\mathbb{Q}}$ denotes expectation with respect to \mathbb{Q} . The right side of (9) may be computed via the result of Exercise (13.10.1), leading to the following useful form of the value[†] of the option.

(10) Theorem. Black–Scholes formula. *Let $t < T$. The value at time t of the European call option is*

$$(11) \quad S_t \Phi(d_1(t, S_t)) - K e^{-r(T-t)} \Phi(d_2(t, S_t))$$

where Φ is the $N(0, 1)$ distribution function and

$$(12) \quad d_1(t, x) = \frac{\log(x/K) + (r + \frac{1}{2}\sigma^2)(T-t)}{\sigma\sqrt{T-t}}, \quad d_2(t, x) = d_1(t, x) - \sigma\sqrt{T-t}.$$

Note that the Black–Scholes formula depends on the price process through r and σ^2 and not through the value of μ . A similar formula may be derived for any adapted contingent claim having finite second moment.

The discussion prior to the theorem does not constitute a full proof, since it was based on the assumption that there exists a self-financing strategy which replicates the European call option. In order to prove the Black–Scholes formula, we shall show the existence of a self-financing replicating strategy with value function (11). This portfolio may be identified from (11), since (11) is the value function of the portfolio (α, β) given by

$$(13) \quad \alpha_t = \Phi(d_1(t, S_t)), \quad \beta_t = -K e^{-rT} \Phi(d_2(t, S_t)).$$

[†]The value given in Theorem (10) is sometimes called the ‘no arbitrage value’ or the ‘risk-neutral value’ of the option.

Let $\xi(t, x)$, $\psi(t, x)$ be smooth functions of the real variables t, x , and consider the portfolio denoted (ξ, ψ) which at time t holds $\xi(t, S_t)$ units in stock and $\psi(t, S_t)$ units in the bond. This portfolio has value function $W_t(\xi, \psi) = w(t, S_t)$ where

$$(14) \quad w(t, x) = \xi(t, x)x + \psi(t, x)e^{rt}.$$

(15) Theorem. *Let ξ, ψ be such that the function w given by (14) is twice continuously differentiable. The portfolio (ξ, ψ) is self-financing if and only if:*

$$(16) \quad x\xi_x + e^{rt}\psi_x = 0,$$

$$(17) \quad \frac{1}{2}\sigma^2x^2\xi_x + x\xi_t + e^{rt}\psi_t = 0,$$

where f_x, f_t denote derivatives with respect to x, t .

Proof. We apply Itô's formula (13.9.2) to the function w of equation (14) to find via (2) that

$$dw(t, S_t) = w_x(t, S_t) dS_t + \left\{ w_t(t, S_t) + \frac{1}{2}\sigma^2S_t^2w_{xx}(t, S_t) \right\} dt$$

whereas, by (4) and (1), (ξ, ψ) is self-financing if and only if

$$(18) \quad dw(t, S_t) = \xi(t, S_t) dS_t + r\psi(t, S_t)e^{rt} dt.$$

Equating coefficients of the infinitesimals, we deduce that (ξ, ψ) is self-financing if and only if $\xi = w_x$ and $r\psi e^{rt} = w_t + \frac{1}{2}\sigma^2x^2w_{xx}$, which is to say that:

$$(19) \quad \xi = \xi + \xi_x x + \psi_x e^{rt},$$

$$(20) \quad r\psi e^{rt} = \xi_t x + \psi_t e^{rt} + r\psi e^{rt} + \frac{1}{2}\sigma^2x^2(\xi_{xx}x + 2\xi_x + \psi_{xx}e^{rt}).$$

Differentiating (19) with respect to x yields

$$(21) \quad 0 = \xi_{xx}x + \xi_x + \psi_{xx}e^{rt},$$

which may be inserted into (20) to give as required that

$$0 = \xi_t x + \psi_t e^{rt} + \frac{1}{2}\sigma^2x^2\xi_x. \quad \blacksquare$$

Theorem (15) leads to the following characterization of value functions of self-financing portfolios.

(22) Corollary. Black–Scholes equation. *Suppose that $w(t, x)$ is twice continuously differentiable. Then $w(t, S_t)$ is the value function of a self-financing portfolio if and only if*

$$(23) \quad \frac{1}{2}\sigma^2x^2w_{xx} + rxw_x + w_t - rw = 0.$$

The Black–Scholes equation provides a means for finding self-financing portfolios which replicate general contingent claims. One 'simply' solves equation (23) subject to the boundary condition imposed by the particular claim in question. In the case of the European call option,

the appropriate boundary condition is $w(T, x) = (x - K)^+$. It is not always easy to find the solution, but there is a general method known as the ‘Feynman–Kac formula’, not discussed further here, which allows a representation of the solution in terms of a diffusion process. When the solution exists, the claim is said to be ‘hedgeable’, and the self-financing portfolio which replicates it is called the ‘hedge’.

Proof. Assume that w satisfies (23), and set

$$\xi = w_x, \quad \psi = e^{-rt}(w - xw_x).$$

It is easily checked that the portfolio (ξ, ψ) has value function $w(t, S_t)$ and, via (23), that the pair ξ, ψ satisfy equations (16) and (17).

Conversely, if $w(t, S_t)$ is the value of a self-financing portfolio then $w(t, x) = \xi(t, x)x + \psi(t, x)e^{rt}$ for some pair ξ, ψ satisfying equations (16) and (17). We compute w_x and compare with (16) to find that $\xi = w_x$. Setting $\psi = e^{-rt}(w - xw_x)$, we substitute into (17) to deduce that equation (23) holds. ■

Proof of Theorem (10). Finally we return to the proof of the Black–Scholes formula, showing first that the portfolio (α, β) , given in equations (13), is self-financing. Set

$$\alpha(t, x) = \Phi(d_1(t, x)), \quad \beta(t, x) = -Ke^{-rT}\Phi(d_2(t, x)),$$

where d_1 and d_2 are given in (12). We note from (12) that

$$(24) \quad d_2^2 = d_1^2 - 2\log(x/K) - 2r(T - t),$$

and it is straightforward to deduce by substitution that the pair α, β satisfy equations (16) and (17). Therefore, the portfolio (α, β) is self-financing. By construction, it has value function $V_t(\alpha, \beta)$ given in (11).

We may take the limit in (11) as $t \uparrow T$. Since

$$d_i(t, S_t) \rightarrow \begin{cases} -\infty & \text{if } S_T < K, \\ \infty & \text{if } S_T > K, \end{cases}$$

for $i = 1, 2$, we deduce that $V_T(\alpha, \beta) = (S_T - K)^+$ whenever $S_T \neq K$. Now $\mathbb{P}(S_T = K) = 0$, and therefore $V_T(\alpha, \beta) = (S_T - K)^+$ almost surely. It follows as required that the portfolio (α, β) replicates the European call option. ■

Exercises for Section 13.10

In the absence of any contrary indication, W denotes a standard Wiener process, and \mathcal{F}_t is the smallest σ -field containing all null events with respect to which every member of $\{W_u : 0 \leq u \leq t\}$ is measurable. The process $S_t = \exp((\mu - \frac{1}{2}\sigma^2)t + \sigma W_t)$ is a geometric Brownian motion, and $r \geq 0$ is the interest rate.

1. (a) Let Z have the $N(\gamma, \tau^2)$ distribution. Show that

$$\mathbb{E}((ae^Z - K)^+) = ae^{\gamma + \frac{1}{2}\tau^2} \Phi\left(\frac{\log(a/K) + \gamma}{\tau} + \tau\right) - K\Phi\left(\frac{\log(a/K) + \gamma}{\tau}\right)$$

where Φ is the $N(0, 1)$ distribution function.

(b) Let \mathbb{Q} be a probability measure under which σW is a Wiener process with drift $r - \mu$ and instantaneous variance σ^2 . Show for $0 \leq t \leq T$ that

$$\mathbb{E}_{\mathbb{Q}}((S_T - K)^+ | \mathcal{F}_t) = S_t e^{r(T-t)} \Phi(d_1(t, S_t)) - K \Phi(d_2(t, S_t))$$

where

$$d_1(t, x) = \frac{\log(x/K) + (r + \frac{1}{2}\sigma^2)(T-t)}{\sigma\sqrt{T-t}}, \quad d_2(t, x) = d_1(t, x) - \sigma\sqrt{T-t}.$$

2. Consider a portfolio which, at time t , holds $\xi(t, S)$ units of stock and $\psi(t, S)$ units of bond, and assume these quantities depend only on the values of S_u for $0 \leq u \leq t$. Find the function ψ such that the portfolio is self-financing in the three cases:

(a) $\xi(t, S) = 1$ for all t, S ,

(b) $\xi(t, S) = S_t$,

(c) $\xi(t, S) = \int_0^t S_v dv$.

3. Suppose the stock price S_t is itself a Wiener process and the interest rate r equals 0, so that a unit of bond has unit value for all time. In the notation of Exercise (2), which of the following define self-financing portfolios?

(a) $\xi(t, S) = \psi(t, S) = 1$ for all t, S ,

(b) $\xi(t, S) = 2S_t$, $\psi(t, S) = -S_t^2 - t$,

(c) $\xi(t, S) = -t$, $\psi(t, S) = \int_0^t S_s ds$,

(d) $\xi(t, S) = \int_0^t S_s ds$, $\psi(t, S) = -\int_0^t S_s^2 ds$.

4. An 'American call option' differs from a European call option in that it may be exercised by the buyer *at any time up to the expiry date*. Show that the value of the American call option is the same as that of the corresponding European call option, and that there is no advantage to the holder of such an option to exercise it strictly before its expiry date.

5. Show that the Black–Scholes value at time 0 of the European call option is an increasing function of the initial stock price, the exercise date, the interest rate, and the volatility, and is a decreasing function of the strike price.

13.11 Passage probabilities and potentials

In this final section, we study in a superficial way a remarkable connection between probability theory and classical analysis, namely the relationship between the sample paths of a Wiener process and the Newtonian theory of gravitation.

We begin by recalling some fundamental facts from the theory of scalar potentials. Let us assume that matter is distributed about regions of \mathbb{R}^d . According to the laws of Newtonian attraction, this matter gives rise to a function $\phi: \mathbb{R}^d \rightarrow \mathbb{R}$ which assigns a *potential* $\phi(\mathbf{x})$ to each point $\mathbf{x} = (x_1, x_2, \dots, x_d) \in \mathbb{R}^d$. In regions of space which are empty of matter, the potential function ϕ satisfies

(1) *Laplace's equation:* $\nabla^2 \phi = 0$,

where the *Laplacian* $\nabla^2 \phi$ is given by

(2)
$$\nabla^2 \phi = \sum_{i=1}^d \frac{\partial^2 \phi}{\partial x_i^2}.$$

It is an important application of Green's theorem that solutions to Laplace's equation are also solutions to a type of integral equation. We make this specific as follows. Let \mathbf{x} lie in the interior of a region R of space which is empty of matter, and consider a ball B contained in R with radius a and centre \mathbf{x} . The potential $\phi(\mathbf{x})$ at the centre of B is the average of the potential over the surface Σ of B . That is to say, $\phi(\mathbf{x})$ may be expressed as the surface integral

$$(3) \quad \phi(\mathbf{x}) = \int_{y \in \Sigma} \frac{\phi(\mathbf{y})}{4\pi a^2} dS.$$

Furthermore, ϕ satisfies (3) for all such balls if and only if ϕ is a solution to Laplace's equation (1) in the appropriate region.

We turn now to probabilities. Let $\mathbf{W}(t) = (W_1(t), W_2(t), \dots, W_d(t))$ be a d -dimensional Wiener process describing the position of a particle which diffuses around \mathbb{R}^d , so that the W_i are independent one-dimensional Wiener processes. We assume that $\mathbf{W}(0) = \mathbf{w}$ and that the W_i have variance parameter σ^2 . The vector $\mathbf{W}(t)$ contains d random variables with joint density function

$$(4) \quad f_{\mathbf{W}(t)}(\mathbf{x}) = \frac{1}{(2\pi\sigma^2t)^{d/2}} \exp\left(-\frac{1}{2\sigma^2t}|\mathbf{x} - \mathbf{w}|^2\right), \quad \mathbf{x} \in \mathbb{R}^d.$$

Let H, J be disjoint subsets of \mathbb{R}^d which are 'nice' in some manner which we will not make specific. Suppose the particle starts from $\mathbf{W}(0) = \mathbf{w}$, and let us ask for the probability that it visits some point of H before it visits any point of J . A particular case of this question might arise as follows. Suppose that \mathbf{w} is a point in the interior of some closed bounded connected domain D of \mathbb{R}^d , and suppose that the surface ∂D which bounds D is fairly smooth (if D is a ball then ∂D is the bounding spherical surface, for example). Sooner or later the particle will enter ∂D for the first time. If $\partial D = H \cup J$ for some disjoint sets H and J , then we may ask for the probability that the particle enters ∂D at a point in H rather than at a point in J (as an example, take D to be the ball of radius 1 and centre \mathbf{w} , and let H be a hemisphere of D).

In the above example, the process was bound (almost surely) to enter $H \cup J$ at some time. This is not true for general regions H, J . For example, the hitting time of a point in \mathbb{R}^2 is almost surely infinite, and we shall see that the hitting time of a sphere in \mathbb{R}^3 is infinite with strictly positive probability if the process starts outside the sphere. In order to include all eventualities, we introduce the hitting time $T_A = \inf\{t : \mathbf{W}(t) \in A\}$ of the subset A of \mathbb{R}^d , with the usual convention that the infimum of the empty set is ∞ . We write $\mathbb{P}_{\mathbf{w}}$ for the probability measure which governs the Wiener process \mathbf{W} when it starts from $\mathbf{W}(0) = \mathbf{w}$.

(5) Theorem. *Let H and J be disjoint 'nice' subsets[†] of \mathbb{R}^d such that $H \cup J$ is closed, and let $p(\mathbf{w}) = \mathbb{P}_{\mathbf{w}}(T_H < T_J)$. The function p satisfies Laplace's equation, $\nabla^2 p(\mathbf{w}) = 0$, at all points $\mathbf{w} \notin H \cup J$, with the boundary conditions*

$$p(\mathbf{w}) = \begin{cases} 1 & \text{if } \mathbf{w} \in H, \\ 0 & \text{if } \mathbf{w} \in J. \end{cases}$$

[†]We do not explain the condition that H and J be 'nice', but note that sets with smooth surfaces, such as balls or Platonic solids, are nice.

Proof. Let $\mathbf{w} \notin H \cup J$. Since $H \cup J$ is assumed closed, there exists a ball B contained in $\mathbb{R}^d \setminus (H \cup J)$ with centre \mathbf{w} . Let a be the radius of B and Σ its surface. Let $T = \inf\{t : \mathbf{W}(t) \in \Sigma\}$ be the first passage time of \mathbf{W} to the set Σ . The random variable T is a stopping time for \mathbf{W} , and it is not difficult to see as follows that $\mathbb{P}_{\mathbf{w}}(T < \infty) = 1$. Let $A_i = \{|\mathbf{W}(i) - \mathbf{W}(i-1)| \leq 2a\}$ and note that $\mathbb{P}_{\mathbf{w}}(A_1) < 1$, whence

$$\begin{aligned} \mathbb{P}_{\mathbf{w}}(T > n) &\leq \mathbb{P}_{\mathbf{w}}(A_1 \cap A_2 \cap \cdots \cap A_n) \\ &= \mathbb{P}_{\mathbf{w}}(A_1)^n \quad \text{by independence} \\ &\rightarrow 0 \quad \text{as } n \rightarrow \infty. \end{aligned}$$

We now condition on the hitting point $W(T)$. By the strong Markov property, given $W(T)$, the path of the process after time T is a Wiener process with the new starting point $\mathbf{W}(T)$. It follows that the (conditional) probability that \mathbf{W} visits H before it visits J is $p(\mathbf{W}(T))$, and we are led to the following formula:

$$(6) \quad p(\mathbf{w}) = \int_{\mathbf{y} \in \Sigma} \mathbb{P}_{\mathbf{w}}(T_H < T_J \mid \mathbf{W}(T) = \mathbf{y}) f_{\mathbf{w}}(\mathbf{y}) dS$$

where $f_{\mathbf{w}}$ is the conditional density function of $\mathbf{W}(T)$ given $\mathbf{W}(0) = \mathbf{w}$. Using the spherical symmetry of the density function in (4), we have that $W(T)$ is uniformly distributed on Σ , which is to say that

$$f_{\mathbf{w}}(\mathbf{y}) = \frac{1}{4\pi a^2} \quad \text{for all } \mathbf{y} \in \Sigma,$$

and equation (6) becomes

$$(7) \quad p(\mathbf{w}) = \int_{\mathbf{y} \in \Sigma} \frac{p(\mathbf{y})}{4\pi a^2} dS.$$

This integral equation holds for any ball B with centre \mathbf{w} whose contents do not overlap $H \cup J$, and we recognize it as the characteristic property (3) of solutions to Laplace's equation (1). Thus p satisfies Laplace's equation. The boundary conditions are derived easily. ■

Theorem (5) provides us with an elegant technique for finding the probabilities that \mathbf{W} visits certain subsets of \mathbb{R}^d . The principles of the method are simple, although some of the ensuing calculations may be lengthy since the difficulty of finding explicit solutions to Laplace's equation depends on the boundary conditions (see Example (14) and Problem (13.12.12), for instance).

(8) Example. Take $d = 2$, and start a two-dimensional Wiener process \mathbf{W} at a point $\mathbf{W}(0) = \mathbf{w} \in \mathbb{R}^2$. Let H be a circle with radius $\epsilon (> 0)$ and centre at the origin, such that \mathbf{w} does not lie within the inside of H . What is the probability that \mathbf{W} ever visits H ?

Solution. We shall need two boundary conditions in order to find the appropriate solution to Laplace's equation. The first arises from the case when $\mathbf{w} \in H$. To find the second, we introduce a second circle J , with radius R and centre at the origin, and suppose that R is much larger than ϵ . We shall solve Laplace's equation in polar coordinates,

$$(9) \quad \frac{1}{r} \frac{\partial}{\partial r} \left(r \frac{\partial p}{\partial r} \right) + \frac{1}{r^2} \frac{\partial^2 p}{\partial \theta^2} = 0,$$

in the region $\epsilon \leq r \leq R$, and use the boundary conditions

$$(10) \quad p(\mathbf{w}) = \begin{cases} 1 & \text{if } \mathbf{w} \in H, \\ 0 & \text{if } \mathbf{w} \in J. \end{cases}$$

Solutions to equation (9) having circular symmetry take the form

$$p(\mathbf{w}) = A \log r + B \quad \text{if } \mathbf{w} = (r, \theta),$$

where A and B are arbitrary constants. We use the boundary conditions to obtain the solution

$$p_R(\mathbf{w}) = \frac{\log(r/R)}{\log(\epsilon/R)}, \quad \epsilon \leq r \leq R,$$

and we deduce by Theorem (5) that $\mathbb{P}_{\mathbf{w}}(T_H < T_J) = p_R(\mathbf{w})$.

In the limit as $R \rightarrow \infty$, we have that $T_J \rightarrow \infty$ almost surely, whence

$$p_R(\mathbf{w}) \rightarrow \mathbb{P}_{\mathbf{w}}(T_H < \infty) = 1.$$

We conclude that \mathbf{W} almost surely visits any ϵ -neighbourhood of the origin regardless of its starting point. Such a process is called *persistent* (or *recurrent*) since its sample paths pass arbitrarily closely to every point in the plane with probability 1. ●

(11) Example. We consider next the same question as Example (8) but in three dimensions. Let H be the sphere with radius ϵ and centre at the origin of \mathbb{R}^3 . We start a three-dimensional Wiener process \mathbf{W} from some point $\mathbf{W}(0) = \mathbf{w}$ which does not lie within H . What is the probability that \mathbf{W} visits H ?

Solution. As before, let J be a sphere with radius R and centre at the origin, where R is much larger than ϵ . We seek a solution to Laplace's equation in spherical polar coordinates

$$(12) \quad \frac{\partial}{\partial r} \left(r^2 \frac{\partial p}{\partial r} \right) + \frac{1}{\sin \theta} \frac{\partial}{\partial \theta} \left(\sin \theta \frac{\partial p}{\partial \theta} \right) + \frac{1}{\sin^2 \theta} \frac{\partial^2 p}{\partial \phi^2} = 0,$$

subject to the boundary conditions (10). Solutions to equation (12) with spherical symmetry have the form

$$(13) \quad p(\mathbf{w}) = \frac{A}{r} + B \quad \text{if } \mathbf{w} = (r, \theta, \phi).$$

We use the boundary conditions (10) to obtain the solution

$$p_R(\mathbf{w}) = \frac{r^{-1} - R^{-1}}{\epsilon^{-1} - R^{-1}}.$$

Let $R \rightarrow \infty$ to obtain by Theorem (5) that

$$p_R(\mathbf{w}) \rightarrow \mathbb{P}(T_H < \infty) = \frac{\epsilon}{r}, \quad r > \epsilon.$$

That is to say, \mathbf{W} ultimately visits H with probability ϵ/r . It is perhaps striking that the answer is *directly* proportional to ϵ .

We have shown that the three-dimensional Wiener process is *not* persistent, since its sample paths do not pass through every ϵ -neighbourhood with probability 1. This mimics the behaviour of symmetric random walks; recall from Problems (5.12.6) and (6.15.9) that the two-dimensional symmetric random walk is persistent whilst the three-dimensional walk is transient. ●

(14) Example. Let Σ be the surface of the unit sphere in \mathbb{R}^3 with centre at the origin, and let

$$H = \{(r, \theta, \phi) : r = 1, 0 \leq \theta \leq \frac{1}{2}\pi\}$$

be the upper hemisphere of Σ . Start a three-dimensional Wiener process \mathbf{W} from a point $\mathbf{W}(0) = \mathbf{w}$ which lies in the *inside* of Σ . What is the probability that \mathbf{W} visits H before it visits $J = \Sigma \setminus H$, the lower hemisphere of Σ ?

Solution. The function $p(\mathbf{w}) = \mathbb{P}_{\mathbf{w}}(T_H < T_J)$ satisfies Laplace's equation (12) subject to the boundary conditions (10). Solutions to (12) which are independent of ϕ are also solutions to the simpler equation

$$\frac{\partial}{\partial r} \left(r^2 \frac{\partial p}{\partial r} \right) + \frac{1}{\sin \theta} \frac{\partial}{\partial \theta} \left(\sin \theta \frac{\partial p}{\partial \theta} \right) = 0.$$

We abandon the calculation at this point, leaving it to the reader to complete. Some knowledge of Legendre polynomials and the method of separation of variables may prove useful. ●

We may think of a Wiener process as a continuous space–time version of a symmetric random walk, and it is not surprising that Wiener processes and random walks have many properties in common. In particular, potential theory is of central importance to the theory of random walks. We terminate this chapter with a brief but electrifying demonstration of this.

Let $G = (V, E)$ be a finite connected graph with vertex set V and edge set E . For simplicity we assume that G has neither loops nor multiple edges. A particle performs a random walk about the vertex set V . If it is at vertex v at time n , then it moves at time $n + 1$ to one of the neighbours of v , each such neighbour being chosen with equal probability, and independently of the previous trajectory of the particle. We write X_n for the position of the particle at time n , and \mathbb{P}_w for the probability measure governing the X_n when $X_0 = w$.

For $A \subseteq V$, we define the passage time $T_A = \inf\{n : X_n \in A\}$. Let H and J be disjoint non-empty sets of vertices. We see by conditioning on X_1 that the function

$$(15) \quad p(w) = \mathbb{P}_w(T_H < T_J)$$

satisfies the difference equation

$$p(w) = \sum_{x \in V} \mathbb{P}_w(X_1 = x) p(x) \quad \text{for } w \notin H \cup J.$$

This expresses $p(w)$ as the average of the p -values of the neighbours of w :

$$(16) \quad p(w) = \frac{1}{d(w)} \sum_{x: x \sim w} p(x) \quad \text{for } w \notin H \cup J,$$

where $d(w)$ is the degree of the vertex w and we write $x \sim w$ to mean that x and w are neighbours. Equation (16) is the discrete analogue of the integral equation (7). The boundary conditions are given as before by (10).

Equations (16) have an interesting interpretation in terms of electrical network theory. We may think of G as an electrical network in which each edge is a resistor with resistance 1 ohm. We connect a battery into the network in such a way that the points in H are raised to the potential 1 volt and the points in J are joined to earth. It is physically clear that this potential difference induces a potential $\phi(w)$ at each vertex w , together with a current along each wire. These potentials and currents satisfy a well-known collection of equations called Kirchhoff's laws and Ohm's law, and it is an easy consequence of these laws (*exercise*) that ϕ is the unique solution to equations (16) subject to (10). It follows that

$$(17) \quad \phi(w) = p(w) \quad \text{for all } w \in V.$$

This equality between first passage probabilities and electrical potentials is the discrete analogue of Theorem (5).

As a beautiful application of this relationship, we shall show that random walk on an infinite connected graph is persistent if and only if the graph has *infinite* resistance when viewed as an electrical network.

Let $G = (V, E)$ be an infinite connected graph with countably many vertices and finite vertex degrees, and let 0 denote a chosen vertex of G . We may turn G into an (infinite) electrical network by replacing each edge by a unit resistor. For $u, v \in V$, let $d(u, v)$ be the number of edges in the shortest path joining u and v , and define $\Delta_n = \{v \in V : d(0, v) = n\}$. Let R_n be the electrical resistance between 0 and the set Δ_n . That is to say, $1/R_n$ is the current which flows in the circuit obtained by setting 0 to earth and applying a unit potential to the vertices in Δ_n . It is a standard fact from potential theory that $R_n \leq R_{n+1}$, and we define the *resistance* of G to be the limit $R(G) = \lim_{n \rightarrow \infty} R_n$.

(18) Theorem. *A random walk on the graph G is persistent if and only if $R(G) = \infty$.*

Proof. Since G is connected with finite vertex degrees, a random walk on G is an irreducible Markov chain on the countable state space V . It suffices therefore to show that the vertex 0 is a persistent state of the chain. We write \mathbb{P}_x for the law of the random walk started from $X_0 = x$.

Let ϕ_n be the potential function in the electrical network obtained from G by earthing 0 and applying unit potential to all vertices in Δ_n . Note that $0 \leq \phi_n(x) \leq 1$ for all vertices x (this is an application of what is termed the *maximum principle*). We have from the above discussion that $\phi_n(x) = \mathbb{P}_x(T_{\Delta_n} < T_0)$, where T_A denotes the first hitting time of the set A . Now T_{Δ_n} is at least the minimum distance from x to Δ_n , which is at least $n - d(0, x)$, and therefore $\mathbb{P}_x(T_{\Delta_n} \rightarrow \infty \text{ as } n \rightarrow \infty) = 1$ for all x . It follows that

$$(19) \quad \phi_n(x) \rightarrow \mathbb{P}_x(T_0 = \infty) \quad \text{as } n \rightarrow \infty.$$

Applying Ohm's law to the edges incident with 0, we have that the total current flowing out of 0 equals

$$\sum_{x:x \sim 0} \phi_n(x) = \frac{1}{R_n}.$$

We let $n \rightarrow \infty$ and use equation (19) to find that

$$(20) \quad \sum_{x: x \sim 0} \mathbb{P}_x(T_0 = \infty) = \frac{1}{R(G)}$$

where $1/\infty$ is interpreted as 0.

We have by conditioning on X_1 that

$$\begin{aligned} \mathbb{P}_0(X_n = 0 \text{ for some } n \geq 1) &= \frac{1}{d(0)} \sum_{x: x \sim 0} \mathbb{P}_x(T_0 < \infty) \\ &= 1 - \frac{1}{d(0)} \sum_{x: x \sim 0} \mathbb{P}_x(T_0 = \infty) = 1 - \frac{1}{d(0)R(G)}. \end{aligned}$$

The claim follows. ■

(21) Theorem. Persistence of two-dimensional random walk. *Symmetric random walk on the two-dimensional square lattice \mathbb{Z}^2 is persistent.*

Proof. It suffices by Theorem (18) to prove that $R(\mathbb{Z}^2) = \infty$. We construct a lower bound for R_n in the following way. For each $r \leq n$, short out all the points in Δ_r (draw your own diagram), and use the parallel and series resistance laws to find that

$$R_n \geq \frac{1}{4} + \frac{1}{12} + \cdots + \frac{1}{8n-4}.$$

This implies that $R_n \rightarrow \infty$ as $n \rightarrow \infty$, and the result is shown. ■

(22) Theorem. Transience of three-dimensional random walk. *Symmetric random walk on the three-dimensional cubic lattice \mathbb{Z}^3 is transient.*

Proof. It is a non-trivial and interesting *exercise* to prove that $R(\mathbb{Z}^3) < \infty$. See the solution of Problem (6.15.9) for another method of proof. ■

Exercises for Section 13.11

1. Let G be the closed sphere with radius ϵ and centre at the origin of \mathbb{R}^d where $d \geq 3$. Let \mathbf{W} be a d -dimensional Wiener process starting from $\mathbf{W}(0) = \mathbf{w} \notin G$. Show that the probability that \mathbf{W} visits G is $(\epsilon/r)^{d-2}$, where $r = |\mathbf{w}|$.
 2. Let G be an infinite connected graph with finite vertex degrees. Let Δ_n be the set of vertices x which are distance n from 0 (that is, the shortest path from x to 0 contains n edges), and let N_n be the total number of edges joining pairs x, y of vertices with $x \in \Delta_n, y \in \Delta_{n+1}$. Show that a random walk on G is persistent if $\sum_i N_i^{-1} = \infty$.
 3. Let G be a connected graph with finite vertex degrees, and let H be a connected subgraph of G . Show that a random walk on H is persistent if a random walk on G is persistent, but that the converse is not generally true.
-

13.12 Problems

1. Let W be a standard Wiener process, that is, a process with independent increments and continuous sample paths such that $W(s+t) - W(s)$ is $N(0, t)$ for $t > 0$. Let α be a positive constant. Show that:

- $\alpha W(t/\alpha^2)$ is a standard Wiener process,
- $W(t + \alpha) - W(\alpha)$ is a standard Wiener process,
- the process V , given by $V(t) = tW(1/t)$ for $t > 0$, $V(0) = 0$, is a standard Wiener process.

2. Let $X = \{X(t) : t \geq 0\}$ be a Gaussian process with continuous sample paths, zero means, and autocovariance function $c(s, t) = u(s)v(t)$ for $s \leq t$ where u and v are continuous functions. Suppose that the ratio $r(t) = u(t)/v(t)$ is continuous and strictly increasing with inverse function r^{-1} . Show that $W(t) = X(r^{-1}(t))/v(r^{-1}(t))$ is a standard Wiener process on a suitable interval of time.

If $c(s, t) = s(1-t)$ for $s \leq t < 1$, express X in terms of W .

3. Let $\beta > 0$, and show that $U(t) = e^{-\beta t} W(e^{2\beta t} - 1)$ is an Ornstein–Uhlenbeck process if W is a standard Wiener process.

4. Let $V = \{V(t) : t \geq 0\}$ be an Ornstein–Uhlenbeck process with instantaneous mean $a(t, x) = -\beta x$ where $\beta > 0$, with instantaneous variance $b(t, x) = \sigma^2$, and with $U(0) = u$. Show that $V(t)$ is $N(ue^{-\beta t}, \sigma^2(1 - e^{-2\beta t})/(2\beta))$. Deduce that $V(t)$ is asymptotically $N(0, \frac{1}{2}\sigma^2/\beta)$ as $t \rightarrow \infty$, and show that V is strongly stationary if $V(0)$ is $N(0, \frac{1}{2}\sigma^2/\beta)$.

Show that such a process is the *only* stationary Gaussian Markov process with continuous autocovariance function, and find its spectral density function.

5. Let $D = \{D(t) : t \geq 0\}$ be a diffusion process with instantaneous mean $a(t, x) = \alpha x$ and instantaneous variance $b(t, x) = \beta x$ where α and β are positive constants. Let $D(0) = d$. Show that the moment generating function of $D(t)$ is

$$M(t, \theta) = \exp \left\{ \frac{2\alpha d \theta e^{\alpha t}}{\beta \theta (1 - e^{\alpha t}) + 2\alpha} \right\}.$$

Find the mean and variance of $D(t)$, and show that $\mathbb{P}(D(t) = 0) \rightarrow e^{-2d\alpha/\beta}$ as $t \rightarrow \infty$.

6. Let D be an Ornstein–Uhlenbeck process with $D(0) = 0$, and place reflecting barriers at $-c$ and d where $c, d > 0$. Find the limiting distribution of D as $t \rightarrow \infty$.

7. Let X_0, X_1, \dots be independent $N(0, 1)$ variables, and show that

$$W(t) = \frac{t}{\sqrt{\pi}} X_0 + \sqrt{\frac{2}{\pi}} \sum_{k=1}^{\infty} \frac{\sin(kt)}{k} X_k$$

defines a standard Wiener process on $[0, \pi]$.

8. Let W be a standard Wiener process with $W(0) = 0$. Place absorbing barriers at $-b$ and b , where $b > 0$, and let W^a be W absorbed at these barriers. Show that $W^a(t)$ has density function

$$f^a(y, t) = \frac{1}{\sqrt{2\pi t}} \sum_{k=-\infty}^{\infty} (-1)^k \exp \left\{ -\frac{(y - 2kb)^2}{2t} \right\}, \quad -b < y < b,$$

which may also be expressed as

$$f^a(y, t) = \sum_{n=1}^{\infty} a_n e^{-\lambda_n t} \sin \left(\frac{n\pi(y+b)}{2b} \right), \quad -b < y < b,$$

where $a_n = b^{-1} \sin(\frac{1}{2}n\pi)$ and $\lambda_n = n^2\pi^2/(8b^2)$.

Hence calculate $\mathbb{P}(\sup_{0 \leq s \leq t} |W(s)| > b)$ for the unrestricted process W .

9. Let D be a Wiener process with drift m , and suppose that $D(0) = 0$. Place absorbing barriers at the points $x = -a$ and $x = b$ where a and b are positive real numbers. Show that the probability pa that the process is absorbed at $-a$ is given by

$$pa = \frac{e^{2mb} - 1}{e^{2m(a+b)} - 1}.$$

10. Let W be a standard Wiener process and let $F(u, v)$ be the event that W has no zero in the interval (u, v) .

(a) If $ab > 0$, show that $\mathbb{P}(F(0, t) \mid W(0) = a, W(t) = b) = 1 - e^{-2ab/t}$.

(b) If $W(0) = 0$ and $0 < t_0 \leq t_1 \leq t_2$, show that

$$\mathbb{P}(F(t_0, t_2) \mid F(t_0, t_1)) = \frac{\sin^{-1} \sqrt{t_0/t_2}}{\sin^{-1} \sqrt{t_0/t_1}}.$$

(c) Deduce that, if $W(0) = 0$ and $0 < t_1 \leq t_2$, then $\mathbb{P}(F(0, t_2) \mid F(0, t_1)) = \sqrt{t_1/t_2}$.

11. Let W be a standard Wiener process. Show that

$$\mathbb{P}\left(\sup_{0 \leq s \leq t} |W(s)| \geq w\right) \leq 2\mathbb{P}(|W(t)| \geq w) \leq \frac{2t}{w^2} \quad \text{for } w > 0.$$

Set $t = 2^n$ and $w = 2^{2n/3}$ and use the Borel–Cantelli lemma to show that $t^{-1}W(t) \rightarrow 0$ a.s. as $t \rightarrow \infty$.

12. Let \mathbf{W} be a two-dimensional Wiener process with $\mathbf{W}(0) = \mathbf{w}$, and let F be the unit circle. What is the probability that \mathbf{W} visits the upper semicircle G of F before it visits the lower semicircle H ?

13. Let W_1 and W_2 be independent standard Wiener processes; the pair $\mathbf{W}(t) = (W_1(t), W_2(t))$ represents the position of a particle which is experiencing Brownian motion in the plane. Let l be some straight line in \mathbb{R}^2 , and let P be the point on l which is closest to the origin O . Draw a diagram. Show that

(a) the particle visits l , with probability one,

(b) if the particle hits l for the first time at the point R , then the distance PR (measured as positive or negative as appropriate) has the Cauchy density function $f(x) = d/\{\pi(d^2 + x^2)\}$, $-\infty < x < \infty$, where d is the distance OP ,

(c) the angle \widehat{POR} is uniformly distributed on $[-\frac{1}{2}\pi, \frac{1}{2}\pi]$.

14. Let $\phi(x + iy) = u(x, y) + iv(x, y)$ be an analytic function on the complex plane with real part $u(x, y)$ and imaginary part $v(x, y)$, and assume that

$$\left(\frac{\partial u}{\partial x}\right)^2 + \left(\frac{\partial u}{\partial y}\right)^2 = 1.$$

Let (W_1, W_2) be the planar Wiener process of Problem (13) above. Show that the pair $u(W_1, W_2)$, $v(W_1, W_2)$ is also a planar Wiener process.

15. Let $M(t) = \max_{0 \leq s \leq t} W(s)$, where W is a standard Wiener process. Show that $M(t) - W(t)$ has the same distribution as $M(t)$.

16. Let W be a standard Wiener process, $u \in \mathbb{R}$, and let $Z = \{t : W(t) = u\}$. Show that Z is a null set (i.e., has Lebesgue measure zero) with probability one.

17. Let $M(t) = \max_{0 \leq s \leq t} W(s)$, where W is a standard Wiener process. Show that $M(t)$ is attained at exactly one point in $[0, t]$, with probability one.

18. Sparre Andersen theorem. Let $s_0 = 0$ and $s_m = \sum_{j=1}^m x_j$, where $(x_j : 1 \leq j \leq n)$ is a given sequence of real numbers. Of the $n!$ permutations of $(x_j : 1 \leq j \leq n)$, let A_r be the number of permutations in which exactly r values of $(s_m : 0 \leq m \leq n)$ are strictly positive, and let B_r be the number of permutations in which the maximum of $(s_m : 0 \leq m \leq n)$ first occurs at the r th place. Show that $A_r = B_r$ for $0 \leq r \leq n$. [Hint: Use induction on n .]

19. Arc sine laws. For the standard Wiener process W , let A be the amount of time u during the time interval $[0, t]$ for which $W(u) > 0$; let L be the time of the last visit to the origin before t ; and let R be the time when W attains its maximum in $[0, t]$. Show that A , L , and R have the same distribution function $F(x) = (2/\pi) \sin^{-1} \sqrt{x/t}$ for $0 \leq x \leq t$. [Hint: Use the results of Problems (13.12.15)–(13.12.18).]

20. Let W be a standard Wiener process, and let U_x be the amount of time spent below the level x (≥ 0) during the time interval $(0, 1)$, that is, $U_x = \int_0^1 I_{\{W(t) < x\}} dt$. Show that U_x has density function

$$f_{U_x}(u) = \frac{1}{\pi \sqrt{u(1-u)}} \exp\left(-\frac{x^2}{2u}\right), \quad 0 < u < 1.$$

Show also that

$$V_x = \begin{cases} \sup\{t \leq 1 : W_t = x\} & \text{if this set is non-empty,} \\ 1 & \text{otherwise,} \end{cases}$$

has the same distribution as U_x .

21. Let $\text{sign}(x) = 1$ if $x > 0$ and $\text{sign}(x) = -1$ otherwise. Show that $V_t = \int_0^t \text{sign}(W_s) dW_s$ defines a standard Wiener process if W is itself such a process.

22. After the level of an industrial process has been set at its desired value, it wanders in a random fashion. To counteract this the process is periodically reset to this desired value, at times $0, T, 2T, \dots$. If W_t is the deviation from the desired level, t units of time after a reset, then $\{W_t : 0 \leq t < T\}$ can be modelled by a standard Wiener process. The behaviour of the process after a reset is independent of its behaviour before the reset. While W_t is outside the range $(-a, a)$ the output from the process is unsatisfactory and a cost is incurred at rate C per unit time. The cost of each reset is R . Show that the period T which minimises the long-run average cost per unit time is T^* , where

$$R = C \int_0^{T^*} \frac{a}{\sqrt{(2\pi t)}} \exp\left(-\frac{a^2}{2t}\right) dt.$$

23. An economy is governed by the Black–Scholes model in which the stock price behaves as a geometric Brownian motion with volatility σ , and there is a constant interest rate r . An investor likes to have a constant proportion γ ($\in (0, 1)$) of the current value of her self-financing portfolio in stock and the remainder in the bond. Show that the value function of her portfolio has the form $V_t = f(t)S_t^\gamma$ where $f(t) = c \exp\{(1 - \gamma)(\frac{1}{2}\gamma\sigma^2 + r)t\}$ for some constant c depending on her initial wealth.

24. Let $u(t, x)$ be twice continuously differentiable in x and once in t , for $x \in \mathbb{R}$ and $t \in [0, T]$. Let W be the standard Wiener process. Show that u is a solution of the heat equation

$$\frac{\partial u}{\partial t} = \frac{1}{2} \frac{\partial^2 u}{\partial x^2}$$

if and only if the process $U_t = u(T - t, W_t)$, $0 \leq t \leq T$, has zero drift.

Appendix I

Foundations and notation

Summary. Here is a digest of topics with which many readers will already be familiar, and which are necessary for a full understanding of the text.

(A) Basic notation

The end of each example or subsection is indicated by the symbol ●; the end of each proof is indicated by ■.

The largest integer which is not larger than the real number x is denoted by $\lfloor x \rfloor$, and the smallest integer not smaller than x by $\lceil x \rceil$. We use the following symbols:

$\mathbb{R} \equiv$ the real numbers $(-\infty, \infty)$,

$\mathbb{Z} \equiv$ the integers $\{\dots, -2, -1, 0, 1, 2, \dots\}$,

$\mathbb{C} \equiv$ the complex plane $\{x + iy : x, y \in \mathbb{R}\}$.

Here are two ‘delta’ functions.

Kronecker δ : If i and j belong to some set S , define $\delta_{ij} = \begin{cases} 1 & \text{if } i = j, \\ 0 & \text{if } i \neq j. \end{cases}$

Dirac δ function: If $x \in \mathbb{R}$, the symbol δ_x represents a notional function with the properties

(a) $\delta_x(y) = 0$ if $y \neq x$,

(b) $\int_{-\infty}^{\infty} g(y)\delta_x(y) dy = g(x)$ for all integrable $g : \mathbb{R} \rightarrow \mathbb{R}$.

(B) Sets and counting

In addition to the union and intersection symbols, \cup and \cap , we employ the following notation:

set difference: $A \setminus B = \{x \in A : x \notin B\}$,

symmetric difference: $A \triangle B = (A \setminus B) \cup (B \setminus A) = \{x \in A \cup B : x \notin A \cap B\}$.

The *cardinality* $|A|$ of a set A is the number of elements contained in A . The *complement* of A is denoted by A^c .

The *binomial coefficient* $\binom{n}{r}$ is the number of distinct combinations of r objects that can be drawn from a set containing n distinguishable objects. The following texts treat this material in more detail: Halmos (1960), Ross (1998), and Rudin (1976).

(C) Vectors and matrices

The symbol \mathbf{x} denotes the row vector (x_1, x_2, \dots) of finite or countably infinite length. The transposes of vectors \mathbf{x} and matrices \mathbf{V} are denoted by \mathbf{x}' and \mathbf{V}' respectively. The determinant of a square matrix \mathbf{V} is written as $|\mathbf{V}|$.

The following books contain information about matrices, their eigenvalues, and their canonical forms: Lipschutz (1974), Rudin (1976), and Cox and Miller (1965).

(D) Convergence

(1) **Limits inferior and superior.** We often use inferior and superior limits, and so we review their definitions. Given any sequence $\{x_n : n \geq 1\}$ of real numbers, define

$$g_m = \inf_{n \geq m} x_n, \quad h_m = \sup_{n \geq m} x_n.$$

Then $g_m \leq g_{m+1}$ and $h_m \geq h_{m+1}$ for all m , whence the sequences $\{g_m\}$ and $\{h_m\}$ converge as $m \rightarrow \infty$. Their limits are denoted by 'lim inf $_{n \rightarrow \infty} x_n$ ' and 'lim sup $_{n \rightarrow \infty} x_n$ ' respectively. Clearly, $\liminf_{n \rightarrow \infty} x_n \leq \limsup_{n \rightarrow \infty} x_n$. The following result is very useful.

(2) **Theorem.** *The sequence $\{x_n\}$ converges if and only if $\liminf_{n \rightarrow \infty} x_n = \limsup_{n \rightarrow \infty} x_n$.*

(3) **Cauchy convergence.** The criterion of convergence (for all $\epsilon > 0$, there exists N such that $|x_n - x| < \epsilon$ if $n \geq N$) depends on knowledge of the limit x . In many practical instances it is convenient to use a criterion which does not rely on such knowledge.

(4) **Definition.** The sequence $\{x_n\}$ is called **Cauchy convergent** if, for all $\epsilon > 0$, there exists N such that $|x_m - x_n| < \epsilon$ whenever $m, n \geq N$.

(5) **Theorem.** *A real sequence converges if and only if it is Cauchy convergent.*

(6) **Continuity of functions.** We recall that the function $g : \mathbb{R} \rightarrow \mathbb{R}$ is *continuous* at the point x if $g(x+h) \rightarrow g(x)$ as $h \rightarrow 0$. We often encounter functions which satisfy only part of this condition.

(7) **Definition.** The function $g : \mathbb{R} \rightarrow \mathbb{R}$ is called:

- (i) **right-continuous** if $g(x+h) \rightarrow g(x)$ as $h \downarrow 0$ for all x ,
- (ii) **left-continuous** if $g(x+h) \rightarrow g(x)$ as $h \uparrow 0$ for all x .

The function g is continuous if and only if g is both right- and left-continuous.

If g is monotone then it has left and right limits, $\lim_{h \uparrow 0} g(x+h)$, $\lim_{h \downarrow 0} g(x+h)$, at all points x ; these may differ from $g(x)$ if g is not continuous at x . We write

$$g(x+) = \lim_{h \downarrow 0} g(x+h), \quad g(x-) = \lim_{h \uparrow 0} g(x+h).$$

(8) Infinite products. We make use of the following result concerning products of real numbers.

(9) Theorem. Let $p_n = \prod_{i=1}^n (1 + x_i)$.

(a) If $x_i > 0$ for all i , then $p_n \rightarrow \infty$ as $n \rightarrow \infty$ if and only if $\sum_i x_i = \infty$.

(b) If $-1 < x_i \leq 0$ for all i , then $p_n \rightarrow 0$ if and only if $\sum_i |x_i| = \infty$.

(10) Landau's notation. Use of the O/o notation[†] is standard. If f and g are two functions of a real variable x , then we say that:

$$f(x) = o(g(x)) \text{ as } x \rightarrow \infty \quad \text{if} \quad \lim_{x \rightarrow \infty} f(x)/g(x) = 0,$$

$$f(x) = O(g(x)) \text{ as } x \rightarrow \infty \quad \text{if} \quad |f(x)/g(x)| < C \text{ for all large } x \text{ and some constant } C.$$

Similar definitions hold as $x \downarrow 0$, and for real sequences $\{f(n)\}$, $\{g(n)\}$ as $n \rightarrow \infty$.

(11) Asymptotics. We write

$$f(x) \sim g(x) \text{ as } x \rightarrow \infty \quad \text{if} \quad \lim_{x \rightarrow \infty} f(x)/g(x) = 1,$$

with a similar definition as $x \downarrow 0$, and for sequences $\{f(n)\}$, $\{g(n)\}$ as $n \rightarrow \infty$. When we write $f(x) \simeq g(x)$, we mean that $f(x)$ is approximately equal to $g(x)$, perhaps in some limiting sense.

For more details about the topics in this section see Apostol (1974) or Rudin (1976).

(E) Complex analysis

We make use of elementary manipulation of complex numbers, the formula $e^{itx} = \cos(tx) + i \sin(tx)$, and the theory of complex integration. Readers are referred to Phillips (1957), Nevanlinna and Paatero (1969), and Rudin (1986) for further details.

(F) Transforms

An *integral transform* of the function $g : \mathbb{R} \rightarrow \mathbb{R}$ is a function \tilde{g} of the form

$$\tilde{g}(\theta) = \int_{-\infty}^{\infty} K(\theta, x)g(x) dx,$$

for some 'kernel' K . Such transforms are very useful in the theory of differential equations. Perhaps most useful is the *Laplace transform*.

(12) Definition. The **Laplace transform** of g is defined to be the function

$$\widehat{g}(\theta) = \int_{-\infty}^{\infty} e^{-\theta x} g(x) dx \quad \text{where } \theta \in \mathbb{C}$$

whenever this integral exists.

[†]Invented by Paul Bachmann in 1894.

As a special case of the Laplace transform of g , set $\theta = i\lambda$ for real λ to obtain the *Fourier transform*

$$G(\lambda) = \widehat{g}(i\lambda) = \int_{-\infty}^{\infty} e^{-i\lambda x} g(x) dx.$$

Often, we are interested in functions g which are defined on the half-line $[0, \infty)$, with Laplace transform

$$\widehat{g}(\theta) = \int_0^{\infty} e^{-\theta x} g(x) dx.$$

Such a transform is called ‘one-sided’. We often think of \widehat{g} as a function of a *real* variable θ .

Subject to certain conditions (such as existence and continuity) Laplace transforms have the following important properties.

(13) Inversion. *The function g may be retrieved from knowledge of \widehat{g} by the ‘inversion formula’.*

(14) Convolution. *If $k(x) = \int_{-\infty}^{\infty} g(x-y)h(y) dy$ then $\widehat{k}(\theta) = \widehat{g}(\theta)\widehat{h}(\theta)$.*

(15) Differentiation. *If $G : [0, \infty) \rightarrow \mathbb{R}$ and $g = dG/dx$ then $\theta\widehat{G}(\theta) = \widehat{g}(\theta) + G(0)$.*

It is sometimes convenient to use a variant of the Laplace transform.

(16) Definition. The **Laplace–Stieltjes transform** of g is defined to be

$$g^*(\theta) = \int_{-\infty}^{\infty} e^{-\theta x} dg(x) \quad \text{where } \theta \in \mathbb{C}$$

whenever this integral exists.

We do not wish to discuss the definition of this integral (it is called a ‘Lebesgue–Stieltjes’ integral and is related to the integrals of Section 5.6). You may think about it in the following way. If g is differentiable then its Laplace–Stieltjes transform g^* is defined to be the Laplace transform of its derivative g' , since in this case $dg(x) = g'(x) dx$. Laplace–Stieltjes transforms g^* always receive an asterisk in order to distinguish them from Laplace transforms. They have properties similar to (13), (14), and (15). For example, (14) becomes the following.

(17) Convolution. *If $k(x) = \int_{-\infty}^{\infty} g(x-y) dh(y)$ then $k^*(\theta) = g^*(\theta)h^*(\theta)$.*

Fourier–Stieltjes transforms may be defined similarly.

More details are provided by Apostol (1974) and Hildebrand (1962).

(G) Difference equations

The sequence $\{u_r : r \geq 0\}$ is said to satisfy a *difference equation* if

$$(18) \quad \sum_{i=0}^m a_i u_{n+m-i} = f(n), \quad n \geq 0,$$

for some fixed sequence a_0, a_1, \dots, a_m and given function f . If $a_0 a_m \neq 0$, the difference equation is said to be of order m . The general solution of this difference equation is

$$u_n = \sum_{i=1}^r \sum_{j=0}^{m_i-1} c_{ij} n^j \theta_i^n + p_n$$

where $\theta_1, \theta_2, \dots, \theta_r$ are the distinct roots of the polynomial equation

$$\sum_{i=0}^m a_i \theta^{m-i} = 0,$$

m_i being the multiplicity of the root θ_i , and $\{p_n : n \geq 0\}$ is any particular solution to (18). In general there are m arbitrary constants, whose determination requires m boundary conditions.

More details are provided by Hall (1983).

(H) Partial differential equations

Let $a = a(x, y, u)$, $b = b(x, y, u)$, and $c = c(x, y, u)$ be ‘nice’ functions of \mathbb{R}^3 , and suppose that $u(x, y)$ satisfies the partial differential equation

$$(19) \quad a \frac{\partial u}{\partial x} + b \frac{\partial u}{\partial y} = c.$$

The solution $u = u(x, y)$ may be thought of as a surface $\phi(x, y, u) = 0$ where $\phi(x, y, u) = u - u(x, y)$. The normal to ϕ at the point $(x, y, u(x, y))$ lies in the direction

$$\nabla \phi = \left(-\frac{\partial u}{\partial x}, -\frac{\partial u}{\partial y}, 1 \right).$$

Consider a curve $\{x(t), y(t), u(t) : t \in \mathbb{R}\}$ in \mathbb{R}^3 defined by $\dot{x} = a$, $\dot{y} = b$, $\dot{u} = c$. The direction cosines of this curve are proportional to the vector (a, b, c) , whose scalar product with $\nabla \phi$ satisfies

$$\nabla \phi \cdot (a, b, c) = -a \frac{\partial u}{\partial x} - b \frac{\partial u}{\partial y} + c = 0,$$

so that the curve is perpendicular to the normal vector $\nabla \phi$. Hence any such curve lies in the surface $\phi(x, y, u) = 0$, giving that the family of such curves generates the solution to the differential equation (19).

For more details concerning partial differential equations, see Hildebrand (1962), Piaggio (1965), or O’Neil (1999).

Appendix II

Further reading

This list is neither comprehensive nor canonical. The bibliography lists books which are useful for mathematical background and further exploration.

Probability theory. Ross (1998), Hoel *et al.* (1971a), Grimmett and Welsh (1986), and Stirzaker (1994, 1999) are excellent elementary texts. There are many fine advanced texts, including Billingsley (1995), Breiman (1968), Chung (1974), Kallenberg (1997), and Shiriyayev (1984). The probability section of Kingman and Taylor (1966) provides a concise introduction to the modern theory, as does Itô (1984). Moran (1968) is often useful at our level.

The two volumes of Feller's treatise (Feller 1968, 1971) are essential reading for incipient probabilists; the first deals largely in discrete probability, and the second is an idiosyncratic and remarkable encyclopaedia of the continuous theory. Blom *et al.* (1994) give a modern collection of problems of discrete probability in the spirit of Feller. The book of Stoyanov (1997) provides many cautionary examples.

The Stein–Chen method of proving distributional limits is discussed at length by Barbour *et al.* (1992).

Markov chains. We know of no account of discrete-time Markov chains that is wholly satisfactory at this level, though various treatments have attractions. Billingsley (1995) proves the ergodic theorem by the coupling argument; Cox and Miller (1965) and Karlin and Taylor (1975) contain many examples; Ross (1996) is clear and to the point; Norris (1997) is an attractive and slightly more sophisticated account; Kemeny *et al.* (1976) deal extensively with links to potential theory. Chung (1960) and Freedman (1971b) are much more advanced and include rigorous treatments of the continuous-time theory; these are relatively difficult books. Brémaud (1998) includes a pleasant selection of recent applications of the theory.

Other random processes. Our selection from the enormous list of books on these topics is necessarily ruthless. Karlin and Taylor (1975, 1981), Cox and Miller (1965), and Ross (1996) each look at several kinds of random processes and applications in an accessible way.

Time series, stationarity, and extensions thereof, are well covered by Brockwell and Davis (1987) and by Daley and Vere-Jones (1988).

Apart from by Cox (1962), renewal theory is seldom treated in isolation, and is often considered in conjunction with Markov chains and point processes; see Ross (1996), Feller (1971), and Karlin and Taylor (1975, 1981).

Queueing theory is treated in the above books also, in the form of examples involving Markov chains and renewal processes. Examples of excellent books dedicated to queues

include Kelly (1979), Wolff (1989), and Asmussen (1987).

Martingale theory was expounded systematically by Doob (1953). The fine book of Williams (1991) provides an invaluable introduction to measure theory (for the probabilist) and to martingales in discrete time. Other fairly accessible books include those by Neveu (1975), Hall and Heyde (1980), and Kopp (1984).

Diffusion processes in general, and the Wiener process in particular, are often considered by authors in the context of continuous-parameter martingales and stochastic integration. Of the torrent of bulky volumes, we mention Revuz and Yor (1999), Øksendal (1998), Williams (1979), and Rogers and Williams (1987). There are many books on financial mathematics, at several levels, and we mention only Baxter and Rennie (1996), Bingham and Kiesel (1998), Björk (1998), and Nielsen (1999).

Appendix III

History and varieties of probability

History

Mathematical probability has its origins in games of chance, principally in games with dice and cards. Early calculations involving dice were included in a well-known and widely distributed poem entitled *De Vetula*, written in France around 1250 AD, (possibly by Richard de Fournival, a French cleric). Dice and cards continued as the main vessels of gambling in the fifteenth and sixteenth centuries, during which mathematics flowered as part of the Renaissance. A number of Italian mathematicians of this period (including Galileo) gave calculations of the number and proportion of winning outcomes in various fashionable games. One of them (G. Cardano) went so far as to write a book, *On games of chance*, sometime shortly after 1550. This was not published however until 1663, by which time probability theory had already had its official inauguration elsewhere.

It was around 1654 that B. Pascal and P. de Fermat generated a celebrated correspondence about their solutions of the problem of the points. These were soon widely known, and C. Huygens developed these ideas in a book published in 1657, in Latin. Translations into Dutch (1660) and English (1692) soon followed. The preface by John Arbuthnot to the English version (see Appendix IV) makes it clear that the intuitive notions underlying this work were similar to those commonly in force nowadays.

These first simple ideas were soon extended by Jacob (otherwise known as James) Bernoulli in *Ars conjectandi* (1713) and by A. de Moivre in *Doctrine of chances* (1718, 1738, 1756). These books included simple versions of the weak law of large numbers and the central limit theorem. Methods, results, and ideas were all greatly refined and generalized by P. Laplace in a series of books from 1774 to 1827. Many other eminent mathematicians of this period wrote on probability: Euler, Gauss, Lagrange, Legendre, Poisson, and so on.

However, as ever harder problems were tackled by ever more powerful mathematical techniques during the nineteenth century, the lack of a well-defined axiomatic structure was recognized as a serious handicap. In 1900, D. Hilbert included this as his sixth problem, and in his 1933 book *Grundbegriffe der Wahrscheinlichkeitsrechnung*, written to aid roof repairs of his dacha, A. Kolmogorov provided the axioms which today underpin most mathematical probability.

Varieties

It is necessary to have an interpretation of probability, for this is what suggests appropriate axioms and useful applications. The oldest interpretations of probability are as:

- (a) an indication of relative frequency, and
- (b) an expression of symmetry or fairness.

These views were natural given the origins of the subject. A well-made die is symmetrical and is equally likely to show any face; an ill-made die is biased and in the long run shows its faces in different relative frequencies. (Recall Ambrose Bierce's definition of 'dice': dice are small polka-dotted cubes of ivory constructed like a lawyer to lie upon any side, commonly the wrong one.)

However, there are many chance events which are neither repeatable nor symmetrical, and from earliest times probabilists have been alert to the fact that applications might be sought in fields other than gambling. G. Leibniz considered the degree to which some statement had been proved, and many later authors concerned themselves with the theory of testimony. Indeed, Daston (1988) has argued that legal questions and concepts were among the primary catalysts for the development of probability; mathematicians simply used the obvious and natural symmetries of fair games to model the far more slippery concepts of equity and fair (judicial) expectation. Such ideas lead to more complicated interpretations of probability such as:

- (c) to what extent some hypothesis is logically implied by the evidence, and
- (d) the degree of belief of an individual that some given event will occur.

This last interpretation is commonly known as 'subjective probability', and the concept is extremely fissiparous. Since different schools of thought choose different criteria for judging possible reasons for belief, a wide variety of axiomatic systems have come into being.

However, by a happy chance, in many cases of importance, the axioms can be reasonably reduced to exactly the axioms (1.3.1) with which we have been concerned. And systems not so reduced have in general proved very intractable to extensive analysis.

Finally we note that (a)–(d) do not exhaust the possible interpretations of probability theory, and that there remain areas where interpretations are as yet unagreed, notably in quantum mechanics. The reader may pursue this in books on physics and philosophy; see Krüger *et al.* (1987).

Appendix IV

John Arbuthnot's Preface to *Of the laws of chance* (1692)

It is thought as necessary to write a Preface before a Book, as it is judg'd civil, when you invite a Friend to Dinner, to proffer him a Glass of Hock beforehand for a Whet: And this being maim'd enough for want of a Dedication, I am resolv'd it shall not want an Epistle to the Reader too. I shall not take upon me to determine, whether it is lawful to play at Dice or not, leaving that to be disputed betwixt the *Fanatick Parsons* and the *Sharpers*; I am sure it is lawful to deal with Dice as with other Epidemic Distempers; and I am confident that the writing a Book about it, will contribute as little towards its Encouragement, as Fluxing and Precipitates do to Whoring.

It will be to little purpose to tell my Reader, of how great Antiquity the playing at Dice is. I will only let him know that by the *Aleæ Ludus*, the Antients comprehended all Games, which were subjected to the determination of mere Chance; this sort of Gaming was strictly forbid by the Emperor *Justinian*, *Cod. Lib. 3. Tit. 43.* under severe Penalties; and *Phocius Nomocan. Tit. 9. Cap. 27.* acquaints us, that the Use of this was altogether denied the Clergy of that time. *Seneca* says very well, *Aleator quantò in arte est melior tantò est nequior*; That by how much the one is more skilful in Games, by so much he is the more culpable; or we may say of this, as an ingenious Man says of Dancing, That to be extraordinary good at it, is to be excellent in a Fault†; therefore I hope no body will imagine I had so mean a Design in this, as to teach the Art of Playing at Dice.

A great part of this Discourse is a Translation from Mons. *Huygen's* Treatise, *De ratiociniis in ludo Aleæ*; one, who in his Improvements of Philosophy, has but one Superior‡, and I think few or no Equals. The whole I undertook for my own Divertisement, next to the Satisfaction of some Friends, who would now and then be wrangling about the Proportions of Hazards in some Cases that are here decided. All it requir'd was a few spare Hours, and but little Work for the Brain; my Design in publishing it, was to make it of general Use, and perhaps persuade a raw Squire, by it, to keep his Money in his Pocket; and if, upon this account, I should incur the Clamours of the Sharpers, I do not much regard it, since they are a sort of People the world is not bound to provide for.

You will find here a very plain and easy Method of the Calculation of the Hazards of Game, which a man may understand, without knowing the Quadratures of *Curves*, the Doctrine

†An apophthegm of Francis Bacon who attributes it to Diogenes.

‡Isaac Newton.

of *Series's*, or the Laws of *Concentripetation* of Bodies, or the Periods of the *Satellites* of *Jupiter*; yea, without so much as the Elements of *Euclid*. There is nothing required for the comprehending the whole, but common Sense and practical Arithmetick; saving a few Touches of *Algebra*, as in the first Three Propositions, where the Reader, without suspicion of Popery, may make use of a strong implicit Faith; tho' I must confess, it does not much recommend it self to me in these Purposes; for I had rather he would enquire, and I believe he will find the Speculation not unpleasant.

Every man's Success in any Affair is proportional to his Conduct and Fortune. Fortune (in the sense of most People) signifies an Event which depends on Chance, agreeing with my Wish; and Misfortune signifies such an one, whose immediate Causes I don't know, and consequently can neither foretel nor produce it (for it is no Heresy to believe, that Providence suffers ordinary matters to run in the Channel of second Causes). Now I suppose, that all a wise Man can do in such a Case is, to lay his Business on such Events, as have the most powerful second Causes, and this is true both in the great Events of the World, and in ordinary Games. It is impossible for a Die, with such determin'd force and direction, not to fall on such a determin'd side, only I don't know the force and direction which makes it fall on such a determin'd side, and therefore I call that Chance, which is nothing but want of Art; that only which is left to me, is to wager where there are the greatest number of Chances, and consequently the greatest probability to gain; and the whole Art of Gaming, where there is any thing of Hazard, will be reduc'd to this at last, *viz.* in dubious Cases to calculate on which side there are most Chances; and tho' this can't be done in the midst of Game precisely to an Unit, yet a Man who knows the Principles, may make such a conjecture, as will be a sufficient direction to him; and tho' it is possible, if there are any Chances against him at all, that he may lose, yet when he chuseth the safest side, he may part with his Money with more content (if there can be any at all) in such a Case.

I will not debate, whether one may engage another in a disadvantageous Wager. Games may be suppos'd to be a tryal of Wit as well as Fortune, and every Man, when he enters the Lists with another, unless out of Complaisance, takes it for granted, his Fortune and Judgment, are, at least, equal to those of his Play-Fellow; but this I am sure of, that false Dice, Tricks of *Leger-de-main*, &c. are inexcusable, for the question in Gaming is not, Who is the best Jugler?

The Reader may here observe the Force of Numbers, which can be successfully applied, even to those things, which one would imagine are subject to no rules. There are very few things which we know, which are not capable of being reduc'd to a Mathematical Reasoning; and when they cannot, it's a sign our Knowledge of them is very small and confus'd; and where a mathematical reasoning can be had, it's as great a folly to make use of any other, as to grope for a thing in the dark, when you have a Candle standing by you. I believe the Calculation of the Quantity of Probability might be improved to a very useful and pleasant Speculation, and applied to a great many Events which are accidental besides those of Games; only these Cases would be infinitely more confus'd, as depending on Chances which the most part of Men are ignorant of; and as I have hinted already, all the Politicks in the World are nothing else but a kind of Analysis of the Quantity of Probability in casual Events, and a good Politician signifies no more, but one who is dextrous at such Calculations; only the Principles which are made use of in the Solution of such Problems, can't be studied in a Closet, but acquir'd by the Observation of Mankind.

There is likewise a Calculation of the Quantity of Probability founded on Experience, to be made use of in Wagers about any thing; it is odds, if a Woman is *with Child*, but it shall

be a *Boy*; and if you would know the just odds, you must consider the Proportion in the Bills that the Males bear to the Females: The Yearly Bills of Mortality are observ'd to bear such Proportion to the live People as 1 to 30, or 26; therefore it is an even Wager, that one out of thirteen, dies within a Year (which may be a good reason, tho' not the true, of that foolish piece of superstition), because, at this rate, if 1 out of 26 dies, you are no loser. It is but 1 to 18 if you meet a *Parson* in the Street, that he proves to be a *Non-Juror*†, because there is but 1 of 36 that are such. It is hardly 1 to 10, that a *Woman* of Twenty Years old has her *Maidenhead*‡, and almost the same Wager, that a *Town-Spark* of that Age has not been *clap'd*. I think a Man might venture some odds, that 100 of the *Gens d'arms* beats an equal Number of *Dutch Troopers*; and that an *English Regiment* stands its ground as long as another, making Experience our Guide in all these Cases and others of the like nature.

But there are no casual Events, which are so easily subjected to Numbers, as those of Games; and I believe, there the Speculation might be improved so far, as to bring in the Doctrine of the *Series's* and *Logarithms*. Since Gaming is become a Trade, I think it fit the Adventurers should be put upon the Square; and therefore in the Contrivance of Games there ought to be strict Calculation made use of, that they mayn't put one Party in more probability to gain them another; and likewise, if a Man has a considerable Venture; he ought to be allow'd to withdraw his Money when he pleases, paying according to the Circumstances he is then in: and it were easy in most Games to make Tables, by Inspection of which, a Man might know what he was either to pay or receive, in any Circumstances you can imagin, it being convenient to save a part of one's Money, rather than venture the loss of it all.

I shall add no more, but that a Mathematician will easily perceive, it is not put in such a Dress as to be taken notice of by him, there being abundance of Words spent to make the more ordinary sort of People understand it.

†A 'Non-Juror' is one who refused to take an oath of allegiance to William and Mary in 1688.

‡Karl Pearson has suggested that this may be a reference to a short-lived Company for the Assurance of Female Chastity.

Appendix V

Table of distributions

	mass/density function	domain	mean
Bernoulli	$f(1) = p, f(0) = q = 1 - p$	$\{0, 1\}$	p
Uniform (discrete)	n^{-1}	$\{1, 2, \dots, n\}$	$\frac{1}{2}(n + 1)$
Binomial bin(n, p)	$\binom{n}{k} p^k (1 - p)^{n-k}$	$\{0, 1, \dots, n\}$	np
Geometric	$p(1 - p)^{k-1}$	$k = 1, 2, \dots$	p^{-1}
Poisson	$e^{-\lambda} \lambda^k / k!$	$k = 0, 1, 2, \dots$	λ
Negative binomial	$\binom{k-1}{n-1} p^n (1 - p)^{k-n}$	$k = n, n + 1, \dots$	np^{-1}
Hypergeometric	$\frac{\binom{b}{k} \binom{N-b}{n-k}}{\binom{N}{n}}, p = \frac{b}{N}, q = \frac{N-b}{N}$	$\{0, 1, 2, \dots, b \wedge n\}$	np
Uniform (continuous)	$(b - a)^{-1}$	$[a, b]$	$\frac{1}{2}(a + b)$
Exponential	$\lambda e^{-\lambda x}$	$[0, \infty)$	λ^{-1}
Normal $N(\mu, \sigma^2)$	$\frac{1}{\sqrt{2\pi\sigma^2}} \exp\left\{-\frac{(x - \mu)^2}{2\sigma^2}\right\}$	\mathbb{R}	μ
Gamma $\Gamma(\lambda, \tau)$	$\frac{1}{\Gamma(\tau)} \lambda^\tau x^{\tau-1} e^{-\lambda x}$	$[0, \infty)$	$\tau \lambda^{-1}$
Cauchy	$\frac{1}{\pi(1 + x^2)}$	\mathbb{R}	-
Beta $\beta(a, b)$	$\frac{\Gamma(a+b)}{\Gamma(a)\Gamma(b)} x^{a-1} (1-x)^{b-1}$	$[0, 1]$	$\frac{a}{a+b}$
Doubly exponential	$\exp(-x - e^{-x})$	\mathbb{R}	γ^\dagger
Rayleigh	$x e^{-\frac{1}{2}x^2}$	$[0, \infty)$	$\sqrt{\frac{\pi}{2}}$
Laplace	$\frac{1}{2} \lambda e^{-\lambda x }$	\mathbb{R}	0

†The letter γ denotes Euler's constant.

variance	skewness	characteristic function
pq	$\frac{q-p}{\sqrt{pq}}$	$q + pe^{it}$
$\frac{1}{12}(n^2 - 1)$	0	$\frac{e^{it}(1 - e^{int})}{n(1 - e^{it})}$
$np(1-p)$	$\frac{1-2p}{\sqrt{np(1-p)}}$	$(1-p + pe^{it})^n$
$(1-p)p^{-2}$	$\frac{2-p}{\sqrt{1-p}}$	$\frac{p}{e^{-it} - 1 + p}$
λ	$\lambda^{-\frac{1}{2}}$	$\exp\{\lambda(e^{it} - 1)\}$
$n(1-p)p^{-2}$	$\frac{2-p}{\sqrt{n(1-p)}}$	$\left(\frac{p}{e^{-it} - 1 + p}\right)^n$
$\frac{npq(N-n)}{N-1}$	$\frac{q-p}{\sqrt{npq}} \sqrt{\frac{N-1}{N-n}} \left(\frac{N-2n}{N-2}\right)$	$\frac{\binom{N-b}{n}}{\binom{N}{n}} F(-n, -b; N-b-n+1; e^{it})^\dagger$
$\frac{1}{12}(b-a)^2$	0	$\frac{e^{ibt} - e^{iat}}{it(b-a)}$
λ^{-2}	2	$\frac{\lambda}{\lambda - it}$
σ^2	0	$e^{i\mu t - \frac{1}{2}\sigma^2 t^2}$
$\tau\lambda^{-2}$	$2\tau^{-\frac{1}{2}}$	$\left(\frac{\lambda}{\lambda - it}\right)^\tau$
-	-	$e^{- t }$
$\frac{ab(a+b)^2}{a+b+1}$	$\frac{2(a-b)}{a+b+2}$	$M(a, a+b, it)^\dagger$
$\frac{1}{6}\pi^2$	1.29857...	$\Gamma(1-it)$
$2 - \frac{\pi}{2}$	$\frac{2\sqrt{\pi}(\pi-3)}{(4-\pi)^{3/2}}$	$1 + \sqrt{2\pi}it(1 - \Phi(-it))e^{-\frac{1}{2}t^2}^\dagger$
$2\lambda^2$	0	$\frac{\lambda^2}{\lambda^2 + t^2}$

$^\dagger F(a, b; c; z)$ is Gauss's hypergeometric function and $M(a, a+b, it)$ is a confluent hypergeometric function. The $N(0, 1)$ distribution function is denoted by Φ .

Appendix VI

Chronology

A subset of the mathematicians, scientists and others mentioned in this book.

Pythagoras 6th century BC	Adrien-Marie Legendre 1752–1833
Plato 428–348 BC	Heinrich Olbers 1758–1840
Diogenes 400–320 BC	Thomas Malthus 1766–1834
Euclid 325–265 BC	Jean Fourier 1768–1830
Seneca 4 BC–65	Robert Brown 1773–1858
Luca Pacioli 1445–1514	Carl Friedrich Gauss 1777–1855
Gerolamo Cardano 1501–1576	Siméon Poisson 1781–1840
Gerardus Mercator 1512–1594	Friedrich Wilhelm Bessel 1784–1846
Francis Bacon 1561–1626	Georg Ohm 1789–1854
Galileo Galilei 1564–1642	Augustin-Louis Cauchy 1789–1857
Pierre de Fermat 1601–1665	George Green 1793–1841
Blaise Pascal 1623–1662	Irénée-Jules Bienaymé 1796–1878
Christiaan Huygens 1629–1695	Niels Abel 1802–1829
Lorenzo Tonti 1630–1695	Carl Jacobi 1804–1851
Antony van Leeuwenhoek 1632–1723	Johann Dirichlet 1805–1859
Samuel Pepys 1633–1703	Augustus De Morgan 1806–1871
Isaac Newton 1642–1727	William Makepeace Thackeray 1811–1863
Gottfried von Leibniz 1646–1716	Pierre Laurent 1813–1854
William of Orange 1650–1702	James Sylvester 1814–1897
Jacob [James] Bernoulli 1654–1705	George Boole 1815–1864
Guillaume de L'Hôpital 1661–1704	Karl Weierstrass 1815–1897
John Arbuthnot 1667–1735	Pafnuti Chebyshev 1821–1894
Abraham de Moivre 1667–1754	Joseph Bertrand 1822–1900
Pierre de Montmort 1678–1719	Francis Galton 1822–1911
Brook Taylor 1685–1731	Leopold Kronecker 1823–1891
Nicholas Bernoulli 1687–1759	Gustav Kirchhoff 1824–1887
James Stirling 1692–1770	Georg Bernhard Riemann 1826–1866
Daniel Bernoulli 1700–1782	Morgan Crofton 1826–1915
Thomas Bayes 1701–1761	Henry Watson 1827–1903
Leonhard Euler 1707–1783	Henry Labouchere 1831–1912
Georges Buffon 1707–1788	Lewis Carroll [Charles Dodgson] 1832–1898
Edward Waring 1734–1798	Rudolf Lipschitz 1832–1903
Joseph-Louis Lagrange 1736–1813	John Venn 1834–1923
Pierre-Simon de Laplace 1749–1827	

- Simon Newcomb 1835–1909
 Paul Bachmann 1837–1920
 Josiah Willard Gibbs 1839–1903
 Charles Peirce 1839–1914
 William Whitworth 1840–1905
 Ambrose Bierce 1842–1914
 Rayleigh [John Strutt] 1842–1919
 Hermann Schwarz 1843–1921
 Georg Cantor 1845–1918
 Vilfredo Pareto 1848–1923
 Ferdinand Georg Frobenius 1849–1917
 Jules Henri Poincaré 1854–1912
 Thomas Stieltjes 1856–1894
 Andrei A. Markov 1856–1922
 Alexander Liapunov 1857–1918
 Karl Pearson 1857–1936
 Ernesto Cesàro 1859–1906
 Alfred Dreyfus 1859–1935
 Otto Hölder 1859–1937
 Alfred Whitehead 1861–1947
 David Hilbert 1862–1943
 Hermann Minkowski 1864–1909
 Johan Jensen 1869–1925
 Ernest Rutherford 1871–1937
 George Udny Yule 1871–1951
 Emile Borel 1871–1956
 Paul Langevin 1872–1946
 Bertrand Russell 1872–1970
 Johan Steffensen 1873–1961
 Henri Lebesgue 1875–1941
 Francesco Cantelli 1875–1966
 William Gosset [Student] 1876–1937
 Tatiana Ehrenfest 1876–1964
 Edmund Landau 1877–1938
 Godfrey H. Hardy 1877–1947
 Agner Erlang 1878–1929
 Pierre Fatou 1878–1929
 Guido Fubini 1879–1943
 Albert Einstein 1879–1955
 Paul Ehrenfest 1880–1933
 Evgenii Slutsky 1880–1948
 Norman Campbell 1880–1949
 Sergei Bernstein 1880–1968
 Oskar Perron 1880–1975
 Arthur Eddington 1882–1944
 Hans Geiger 1882–1945
 Harry Bateman 1882–1946
 John Maynard Keynes 1883–1946
 Paul Lévy 1886–1971
 Johann Radon 1887–1956
 George Pólya 1887–1985
 Wilhelm Lenz 1888–1957
 Sydney Chapman 1888–1970
 Ronald Fisher 1890–1962
 Emil Gumbel 1891–1966
 Stefan Banach 1892–1945
 Carlo Bonferroni 1892–1960
 John B. S. Haldane 1892–1964
 Paul Getty 1892–1976
 Harald Cramér 1893–1985
 Alexander Khinchin 1894–1959
 Norbert Wiener 1894–1964
 Heinz Hopf 1894–1971
 Harold Hotelling 1895–1973
 Joseph Berkson 1899–1982
 Salomon Bochner 1899–1982
 George Uhlenbeck 1900–1988
 Ernst Ising 1900–1998
 Abraham Wald 1902–1950
 George Zipf 1902–1950
 Paul Dirac 1902–1984
 John von Neumann 1903–1957
 Andrei Kolmogorov 1903–1987
 William Feller 1906–1970
 Eugene Lukacs 1906–1987
 Stanislaw Ulam 1909–1984
 Paul Turán 1910–1976
 Garrett Birkhoff 1911–1996
 Paul Erdős 1913–1996
 Mark Kac 1914–1984
 Wassily Hoeffding 1914–1991
 Wolfgang Doeblin 1915–1940
 Leonard Jimmie Savage 1917–1971
 Patrick Moran 1917–1988
 Richard Feynman 1918–1988
 Alfred Rényi 1921–1970
 Pieter Kasteleyn 1924–1996
 Lucien Le Cam 1924–2000
 John Kemeny 1926–1992
 Frank Spitzer 1926–1992
 Roland Dobrushin 1929–1995
 Radha Laha 1930–1999

Bibliography

- Apostol, T. M. (1974). *Mathematical analysis* (2nd edn). Addison-Wesley, Reading, MA.
- Ash, R. B. and Doléans-Dade, C. A. (2000). *Probability and measure theory* (2nd edn). Academic Press, San Diego.
- Asmussen, S. (1987). *Applied probability and queues*. Wiley, New York.
- Athreya, K. B. and Ney, P. E. (1972). *Branching processes*. Springer, Berlin.
- Barbour, A. D., Holst, L., and Janson, S. (1992). *Poisson approximation*. Clarendon Press, Oxford.
- Baxter, M. and Rennie, A. (1996). *Financial calculus*. Cambridge University Press, Cambridge.
- Billingsley, P. (1995). *Probability and measure* (3rd edn). Wiley, New York.
- Bingham, N. H. and Kiesel R. (1998). *Risk neutral valuation*. Springer, Berlin.
- Björk, T. (1998). *Arbitrage theory in continuous time*. Oxford University Press, Oxford.
- Blom, G., Holst, L., and Sandell, D. (1994). *Problems and snapshots from the world of probability*. Springer, Berlin.
- Breiman, L. (1968). *Probability*. Addison-Wesley, Reading, MA, reprinted by SIAM, 1992.
- Brémaud, P. (1998). *Markov chains*. Springer, Berlin.
- Brockwell, P. and Davis, R. (1987). *Time series: theory and methods*. Springer, Berlin.
- Casanova de Seingalt (Giacomo Girolamo) (1922). *Memoirs* (trans. A. Machen), Vol. IV. Casanova Society, London.
- Chatfield, C. (1989). *The analysis of time series* (5th edn). Chapman and Hall, London.
- Chung, K. L. (1960). *Markov chains with stationary transition probabilities*. Springer, Berlin.
- Chung, K. L. (1974). *A course in probability theory* (2nd edn). Academic Press, New York.
- Chung, K. L. and Williams, R. J. (1990). *Introduction to stochastic integration*. Birkhäuser, Boston.
- Clarke, L. E. (1975). *Random variables*. Longman, London.
- Cox, D. R. (1962). *Renewal theory*. Longman, London.
- Cox, D. R. and Miller, H. D. (1965). *The theory of stochastic processes*. Chapman and Hall, London.
- Cox, D. R. and Smith, W. L. (1961). *Queues*. Chapman and Hall, London.
- Daley, D. J. and Vere-Jones, D. (1988). *An introduction to the theory of point processes*. Springer, Berlin.
- Daston, L. (1988). *Classical probability in the enlightenment*. Princeton University Press, NJ.
- Doob, J. L. (1953). *Stochastic processes*. Wiley, New York.

- Dubins, L. and Savage, L. (1965). *How to gamble if you must*. McGraw-Hill, New York, reprinted by Dover, 1976.
- Dudley, R. M. (1989). *Real analysis and probability*. Wadsworth & Brooks/Cole, Pacific Grove, CA.
- Feller, W. (1968). *An introduction to probability theory and its applications*, Vol. 1 (3rd edn). Wiley, New York.
- Feller, W. (1971). *An introduction to probability theory and its applications*, Vol. 2 (2nd edn). Wiley, New York.
- Freedman, D. (1971a). *Brownian motion and diffusion*. Holden-Day, San Francisco, reprinted by Springer, 1983.
- Freedman, D. (1971b). *Markov chains*. Holden-Day, San Francisco, reprinted by Springer, 1983.
- Grimmett, G. R. and Stirzaker, D. R. (2001). *One thousand exercises in probability*. Oxford University Press, Oxford.
- Grimmett, G. R. and Welsh, D. J. A. (1986). *Probability, an introduction*. Clarendon Press, Oxford.
- Hald, A. (1990). *A history of probability and statistics and their applications before 1750*. Wiley, New York.
- Hald, A. (1998). *A history of mathematical statistics from 1750 to 1930*. Wiley, New York.
- Hall, M. (1983). *Combinatorial theory* (2nd edn). Wiley, New York.
- Hall, P. and Heyde, C. C. (1980). *Martingale limit theory and its application*. Academic Press, New York.
- Halmos, P. R. (1960). *Naive set theory*. Van Nostrand, Princeton, NJ.
- Hildebrand, F. B. (1962). *Advanced theory of calculus*. Prentice-Hall, Englewood Cliffs, NJ.
- Hoel, P. G., Port, S. C., and Stone, C. J. (1971a). *Introduction to probability theory*. Houghton Mifflin, Boston.
- Hoel, P. G., Port, S. C., and Stone, C. J. (1971b). *Introduction to stochastic processes*. Houghton Mifflin, Boston.
- Itô, K. (1984). *Introduction to probability theory*. Cambridge University Press, Cambridge.
- Kallenberg, O. (1997). *Foundations of modern probability*. Springer, Berlin.
- Karlin, S. and Taylor, H. M. (1975). *A first course in stochastic processes* (2nd edn). Academic Press, New York.
- Karlin, S. and Taylor, H. M. (1981). *A second course in stochastic processes*. Academic Press, New York.
- Kelly, F. P. (1979). *Reversibility and stochastic networks*. Wiley, New York.
- Kemeny, J. G., Snell, J. L., and Knapp, A. W. (1976). *Denumerable Markov chains*. Springer, New York.
- Kingman, J. F. C. and Taylor, S. J. (1966). *Introduction to measure and probability*. Cambridge University Press, Cambridge.
- Kopp, P. E. (1984). *Martingales and stochastic integrals*. Cambridge University Press, Cambridge.
- Krüger, L. *et al.*, eds (1987). *The probabilistic revolution*, (2 vols). MIT Press, Cambridge, MA.
- Laha, R. G. and Rohatgi, V. K. (1979). *Probability theory*. Wiley, New York.
- Lindvall, T. (1992). *Lectures on the coupling method*. Wiley, New York.

- Lipschutz, S. (1974). *Linear algebra*, Schaum Outline Series. McGraw-Hill, New York.
- Loève, M. (1977). *Probability theory*, Vol. 1 (4th edn). Springer, Berlin.
- Loève, M. (1978). *Probability theory*, Vol. 2 (4th edn). Springer, Berlin.
- Lukacs, E. (1970). *Characteristic functions* (2nd edn). Griffin, London.
- Mandelbrot, B. (1983). *The fractal geometry of nature*. Freeman, San Francisco.
- Moran, P. A. P. (1968). *An introduction to probability theory*. Clarendon Press, Oxford.
- Nevanlinna, R. and Paatero, V. (1969). *Introduction to complex analysis*. Addison-Wesley, Reading, MA.
- Neveu, J. (1975). *Discrete parameter martingales*. North-Holland, Amsterdam.
- Nielsen, L. T. (1999). *Pricing and hedging of derivative securities*. Oxford University Press, Oxford.
- Norris, J. R. (1997). *Markov chains*. Cambridge University Press, Cambridge.
- Øksendal, B. (1998). *Stochastic differential equations* (5th edn). Springer, Berlin.
- O’Neil, P. V. (1999). *Beginning partial differential equations*. Wiley, New York.
- Parzen, E. (1962). *Stochastic processes*. Holden-Day, San Francisco.
- Phillips, E. G. (1957). *Functions of a complex variable*. Oliver and Boyd, Edinburgh.
- Piaggio, H. T. H. (1965). *Differential equations*. Bell, London.
- Prabhu, N. U. (1998). *Queues, insurance, dams, and data* (2nd edn). Springer, New York.
- Revuz, D. and Yor, M. (1999). *Continuous martingales and Brownian motion* (3rd edn). Springer, Berlin.
- Rogers, L. C. G. and Williams, D. (1987). *Diffusions, Markov processes, and martingales*, Vol. 2. Wiley, New York.
- Ross, S. (1996). *Stochastic processes* (2nd edn). Wiley, New York.
- Ross, S. (1998). *A first course in probability* (5th edn). Prentice-Hall, New York.
- Rudin, W. (1976). *Principles of mathematical analysis* (3rd edn). McGraw-Hill, New York.
- Rudin, W. (1986). *Real and complex analysis* (3rd edn). McGraw-Hill, New York.
- Shiryayev, A. N. (1984). *Probability*. Springer, Berlin.
- Stigler, S. M. (1980). *Stigler’s law of eponymy*. Trans. N. Y. Acad. Sci. 39, 147–157. Reprinted in *Statistics on the table*, by Stigler, S. M. (1999), Harvard University Press.
- Stigler, S. M. (1986). *The history of statistics*. Harvard University Press.
- Stirzaker, D. R. (1994). *Elementary probability*. Cambridge University Press, Cambridge.
- Stirzaker, D. R. (1999). *Probability and random variables*. Cambridge University Press, Cambridge.
- Stoyanov, J. (1997). *Counterexamples in probability* (2nd edn). Wiley, New York.
- Whittle, P. (2000). *Probability via expectation* (4th edn). Springer, New York.
- Williams, D. (1979). *Diffusions, Markov processes, and martingales*, Vol. 1. Wiley, New York.
- Williams, D. (1991). *Probability with martingales*. Cambridge University Press, Cambridge.
- Wolff, R. W. (1989). *Stochastic modelling and the theory of queues*. Prentice-Hall, New York.

Notation

$\text{bin}(n, p)$	binomial distribution	$N(\mu, \sigma^2)$	normal distribution
$c(n), c(t)$	autocovariances	$N(t)$	Poisson or renewal process
$\text{cov}(X, Y)$	covariance	$Q(t)$	queue length
d_{TV}	total variation distance	$X, Y, Z, X(\omega)$	random variables
f, f_j, f_{ij}	probabilities	$\mathbf{X}, \mathbf{Y}, \mathbf{W}$	random vectors
$f(x), f_X(\cdot)$	mass or density functions	$\mathbf{V}(\mathbf{X})$	covariance matrix
$f_{Y X}(y x)$	conditional mass or density	$ \mathbf{V} $	determinant of \mathbf{V}
$f_{X,Y}(x, y)$	joint mass or density	$W(t), W_t, \mathbf{W}(t)$	Wiener processes
$f'(t)$	derivative of f	W, W_n	waiting times
$f * g$	convolution	\bar{X}	sample mean
\widehat{g}	Laplace transform	$\mathcal{A}, \mathcal{B}, \mathcal{F}, \mathcal{G}, \mathcal{H}, \mathcal{I}$	σ -fields
g^*	Laplace–Stieltjes transform	\mathcal{B}	Borel σ -field
i	$\sqrt{-1}$	δ_{ij}	Kronecker delta
i, j, k, l, m, n, r, s	indices	$\delta(t)$	Dirac delta
$m(\cdot), m^d(\cdot)$	mean renewal functions	η	probability of extinction
$\max(\vee), \min(\wedge)$	maximum, minimum	$\chi^2(\cdot)$	chi-squared distribution
$p, p_i, p_{ij}, p(t), p_i(t)$	probabilities	$\phi_X(t)$	characteristic function
x^+, x^-	$\max\{x, 0\}, -\min\{-x, 0\}$	μ	mean
$[x]$	integer part of x	μ_i	mean recurrence time
$\lceil x \rceil$	least integer not less than x	π	stationary distribution
$\text{var}(X)$	variance	σ	standard deviation
\bar{z}	complex conjugate	$\rho(n)$	autocorrelation
$ A $	cardinality of set A	$\rho(X, Y)$	correlation between X and Y
A^c	complement of set A	γ	Euler's constant
\mathbf{A}'	transpose of \mathbf{A}	ω	elementary event
\mathbf{A}'	matrix with entries $a'_{ij}(t)$	$\Gamma(t)$	gamma function
$B(a, b)$	beta function	$\Gamma(\lambda, t)$	gamma distribution
$C(t), D(t), E(t)$	current, total, excess life	Ω	sample space
$F(r, s)$	F distribution	$\Phi(x)$	normal distribution function
$F(x), F_X(x)$	distribution functions	\mathbb{C}	complex plane
$F_{Y X}(y x)$	conditional distribution	\mathbb{E}	expectation
$F_{X,Y}(x, y)$	joint distribution	$\mathbb{E}(\cdot \mathcal{F})$	conditional expectation
$G(s), G_X(s)$	generating functions	\mathbb{P}, \mathbb{Q}	probability measures
H, T	head, tail	\mathbb{R}	real numbers
I_A	indicator of the event A	\mathbb{Z}	integers
J	Jacobian	\emptyset	empty set
$M_X(t)$	moment generating function	$\ \cdot\ $	norm

Index

Abbreviations used in this index: c.f. characteristic function; distn distribution; eqn equation; fn function; m.g.f. moment generating function; p.g.f. probability generating function; pr. process; r.v. random variable; r.w. random walk; s.r.w. simple random walk; thm theorem.

A

Abel's theorem 151, 221
absolute convergence 50
absolutely continuous 33
absorbing barrier: in diffusion pr.
530, 531, 561, 562; in r.w. 18,
72, 74
absorbing state 224, 266
abstract integral 178
acceptance probability 293
adapted: process 539, 543;
sequence 473, 501
additive probability measure 5
affine transformation 136
age-dependent branching process
176, 273, 430, 438, 508;
honest 273; Malthusian
parameter 430; mean 177
age of renewal process 366, 421
airlines 25, 44
alarm clock 299
algorithm 293, 294, 296
aliasing method 126
almost sure convergence 180, 308
almost surely (a.s.) 7
alternating renewal pr. 425, 436,
438
alternative measure 549
American call option 554
ancestors in common 175
ancillary distn 203
anomalous numbers 66
Anscombe's theorem 358
antithetic variable 126
ants 302
aperiodic: set 224; state 222
arbitrage 55, 242, 548, 551
Arbuthnot, J. 86, 573

arc sine distn, sampling from 127
arc sine laws for r.w.: maxima
86, 91; sojourns 81, 170; visits
80, 83
arc sine laws for Wiener pr. 529,
563
arithmetic r.v. 192, 417, 422, 428
arrows 135
atom 34, 50
atomic 33
autocorrelation function 380;
spectral thm for 381
autocovariance function 361, 380;
non-negative definite 380
autoregressive scheme 364, 378,
385
autoregressive sequence 374,
spectral density of 386
auxiliary pr. 465
average 50, 93; moving 363, 373,
393

B

backward equations: birth pr.
251; birth-death pr. 272;
diffusion pr. 519; Markov pr.
259, 267; Wiener pr. 517
backward martingale 499
balance equations 238, 293
ballot theorem 77, 500
balls in boxes 130
Bandrika 25, 92
bankruptcy, see gambler's ruin
Barker's algorithm 296
barriers, absorbing/reflecting
in diffusion 530, 531, 533;
absorbing/retaining in r.w. 74;
hitting by Wiener pr. 529
Bartlett: equation 524; thm 374
batch service 468
baulking 369, 468, 470
Bayes's formula 22
Bayesian inference 292
bears 291, 439
Benford's distn 66
Berkeley 20
Berkson's fallacy 88
Bernoulli: Daniel 55, 59; James
31; Nicholas 55
Bernoulli distn 29, 60; c.f. 186;
distn 29, 60; moments 52, 60;
p.g.f. 151; sampling from 123;
sum of 47, 60, 85, 129, 153
Bernoulli: model 302; pr. 218;
renewal pr. 374
Bernoulli's theorem 31
Bernstein's inequality 32, 203,
477
Bertrand's paradox 133, 141
Bessel: function 442, 468, 470;
process 512, 525
best predictor 343, 346, 378
beta: distn 97; -binomial 107;
sampling from 126
betting scheme 242
bin packing 477
binary expansion 377, 402, 410
binary fission 177
binary tree 210, r.w. on 236
binomial distn 47, 60; c.f. 186;
distn 47, 60; limits 61, 130,
195, 210; moments 52, 60;
p.g.f. 153; sampling from 123;
sum of 84, 153
birth process 250, 255;
dishonest 252, 267; forward
and backward eqns 251;
generator 258; honest 252;

- immigration 255; minimal 251; non-homogeneous 300; uniform 268; see also simple birth
- birth–death process 269; backward eqn 272; coupled 303; extinction 272, 275, 300, 509; forward eqn 271; generator 269; immigration 276; martingale 509; non-homogeneous 274; queue 281, 442; stationary distn 269; uniform 269; see also simple birth–death
- birthdays 24, 42
- bivariate: branching pr. 275; negative binomial distn 208; normal distn 100, 106, 111, 112, 114, 118, 141, 349; p.g.f. 154,
- Black–Scholes: eqn 552; formula 551; model 547, 563; value 554
- boat race 1
- Bochner's theorem 182, 381
- bond 547
- Bonferroni's inequality 25
- books 45
- Boole's inequalities 22
- Borel: field 91; 180, 315, 398; measurable 92; normal number thm 410; paradox 106; set 91, 281, 372
- Borel–Cantelli lemmas 320
- bounded convergence 180, 229
- bow tie 237
- Box–Muller normals 126
- boxes 281
- boys 9, 86
- branching process 171; age-dependent 176, 273, 430, 438, 508; bivariate 275; busy period 450; conditioned 177, 208, 243, 246; convergence 509; critical 245; diffusion 521; diffusion approximation 520; dishonest 273; explosion 273; extinction 173; family tree 171; geometric 172; honest 273; imbedded 177, 272, 450; immigration 175, 338, 508; Malthusian parameter 430; Markov 216; martingale 334, 475, 508, 509; moments 172, 207; p.g.f. 171; r.w. 278; stationary distn 245; sub/supercritical 245; total population 207; transition matrix 216; variance 172, 207
- bridge 24
- Brownian bridge 411, 535; autocovariance 536; zeros 536,
- Brownian motion 370, 514; geometric 525, 537, 546; tied down 411
- Buffon's: cross 103; needle 100, 103, 134, 143, 144, 305; noodle 143; weldings 128
- busy period 281; in $M/G/1$ 447; branching pr. 450
- ## C
- càdlàg 373
- cake 87
- call option: American 554, European 548, 552, 554
- Campbell–Hardy theorem 290, 291
- cancer 280, 298
- canonical form 241
- Cantelli, see Borel–Cantelli
- capture–recapture 62
- car wash 436
- cardinality 6, 564
- cards 16, 24, 25, 235
- Carroll, Lewis 12, 135
- Casanova 333
- casino 71, 75, 333, 338, 472, 488, 511
- Cauchy complete 540
- Cauchy convergence 309, 323, 565; in m.s. 355
- Cauchy distn 97, 140, 146, 385; c.f. 186; maximum 356; moments 97; sampling from 126; sum of 115, 206, 209, 328
- Cauchy–Schwarz inequality 65, 102
- cells 275
- central limit thm 194, 200, 417, 515
- central moments 51
- certain event 2
- Cesàro average 292
- chain, see Markov
- chain rule 538
- chamber 236
- change: exponential 203; of measure 549; of variables 108, 112
- Chapman–Kolmogorov eqns 215, 256
- characteristic function 182; autocorrelation fn 381; Bernoulli distn 186; binomial distn 186; Cauchy distn 186; central limit thm 194; chi-squared distn 188; continuity thm 190; exponential distn 186; extreme-value distn 209; first passage distn 200; gamma distn 188; infinitely divisible 208; inversion 189; joint 183, 209; law of large numbers 328; m.g.f. 184; moments 183; multinormal distn 187; normal 187; positive definite 182; sum of independent r.v. 183
- Chebyshev's inequality 319
- cherries 23
- chess 242
- chicks 68, 154
- chimeras 87
- chi-squared (χ^2) distn 97, 119; c.f. 188; non-central 185; sum of 122, 141
- Cholesky decomposition 147
- chromatic number 481
- circle 133, 138, 141, 146, 556
- classification: Markov chain 224; Markov pr. 260; of states 220, 222
- closed: set 224; linear space 344; martingale 484; migration pr. 464
- coins: double 12; fair 5, 6, 14, 80, 81; first head 3, 8, 43, 487; gambler's 26; patterns 162, 206, 511; transitive 45; unbiased 6; see Poisson flips
- colouring: of graph 481; sphere 24; Poisson c. thm 287
- communicating states 223, 297
- compensator 475
- competition lemma 291
- complement 2, 564
- complete convergence 324
- complete probability space 15
- complex: pr. 388; r.v. 182, 363, 376,
- compound: distns 125; immigration 277; Poisson pr. 299; Poisson distn 207
- compounding 153, 161
- conditional: branching pr. 177, 208, 243, 246; density 104, 111; distn 67, 104; entropy 303; expectation 67, 105, 336, 346, 348; independence 13,14,

- 49; mass fn 67; probability 9, 22; probability mass fn 67; c. property of Poisson pr. 277, 286; s.r.w. 75; variance 69; Wiener process 371, 535, 536; with respect to σ -field 346, 473
- conductance bound 296
- congruential generator 122
- constant r.v. 29
- continuity 565; distn fns 28, 190; of expectation 179; marginals 102; of probability measures 7, 23; sample paths 516, 541, 543; thm 190; of Wiener pr. 516, 522, 524
- continuous r.v. 33, 89; examples 33, 95; expectation 93; independence 99; jointly 40, 99; limits of discrete r.v. 43, 179; moments 94
- continuous-time martingale 501
- convergence 306, 308, 310; almost sure (a.s.) 308; bounded 180, 229; Cauchy 309, 323; c.f. 190; complete 324; in distn 190, 193, 308; dominated 180, 317; in law 193, 309; martingale 338, 481, 498, 502; in mean 309; in mean square 309; in measure 306; moments 353; monotone 179; in norm 306; pointwise 306; in probability 308; radius of 150; in r th mean 308; in total variation 318; weak 193, 309, 316
- convex: fn 181, 475; rock 147
- convolution 70, 415; integral 114; Laplace 182; sequences 70, 149; c. thm 567
- Corn Flakes 8, 22
- correlation coefficient 64; bivariate normal distn 101
- countably additive 5, 23
- counters 423; dead period 423, 437; Geiger 246, 423; types 423; type 2 438
- counting process 365
- coupling 127, 133; birth–death pr. 303; game 235; Markov chains 233; maximal 133, 356; Poisson 129; renewal pr. 160, 429
- coupons 55, 162, 210
- covariance 64; bivariate normal distn 101; complex r.v. 376; matrix 85, 117; Poisson pr. 355; stationary 361
- Cox process 299
- C_p inequality 319
- criterion: Kolmogorov 239; persistence 231, 237; non-nullity 227; transience 230
- critical branching process 245
- Crofton's method 135
- crudely stationary 365
- cubic lattice 514, 560
- cumulants 185
- cups and saucers 8
- current life 366, 421; Markov 423
- customer: arriving 451; departing 445, 467; difficult 468; invisible 463; lucky 460
- cycle 434
- ## D
- dam 42, 236
- darts 35
- de Moivre: martingale 472, 483, 486, 492; de M. thm 148; trial 62
- de Moivre–Laplace theorem 96, 195
- De Morgan laws 4
- dead period 423, 437
- death pr.: birth 269, birth–immigration 276, immigration 270
- decimal expansion 47, 305, 354
- decomposition: Cholesky 147; Doob 474; Krickeberg 510; Markov chain 224
- decreasing σ -fields 499
- defective distn 154
- degradation of polymer 275
- degrees of freedom 97
- delayed renewal 366, 427, 438
- density 33, 89; arc sine 80, 127; beta 97; bivariate normal 100, 111; Cauchy 97, 385; chi-squared 97; conditional 104, 111; Dirichlet, 87, 147; exponential 95; extreme value 145; $F(r, s)$ 121; first passage 200, 526; Fisher's spherical 144; gamma 96; Gaussian 95; joint 40, 98; log-normal 97, 211; marginal 99; maximum 355; maximum of Wiener pr. 526; multinormal 117; normal 95; spectral 382; standard normal 96; Student's t 121; uniform 95; Weibull 97
- departure pr. 445, 467
- derangement 60
- derivative 548
- detailed balance 238, 293
- diagonal: d. form 116; Jordan form 241; d. selection 234, 236
- dice 14, 49, 55; weighted or loaded 44, 210
- difference eqn 17, 23, 60, 74, 75, 567
- differences 564; martingale 476
- differential–difference eqns 248
- difficult customers 468
- diffusion 516, 544; absorbing barrier 531; approximation for branching pr. 520; Bessel pr. 512, 525; branching 521; Ehrenfest model 238, 239, 302; first passage 526, 529; forward and backward eqns 519; geometric 528; Itô process 544; maximum 526, 529; models 59, 238, 298, 302; Ornstein–Uhlenbeck pr. 407, 515, 537, 539; osmosis 302; potential theory 555; reflecting barrier 533; regular 531; stopping time 526, 529; Wiener pr. 516–519; zeros 527, 528
- diligent pupil 39
- dimer problem 87
- Dirac delta function 564
- Dirichlet distn 87, 147
- disasters 281, 300
- discontinuous marginal 102
- discounting 549
- discrete r.v. 33; independent of 48, 53, 63, 154; sum of 70, 153
- dishonest: birth pr. 252, 267; branching pr. 273
- disjoint events 2, 5
- distance preserving 389
- distribution: ancillary 203; arc sine 80, 127; arithmetic 192, 417; atomic 33; Benford 66; Bernoulli 29, 60; beta 97; beta–binomial 107; binomial 47, 60; bivariate normal 100, 111; Cauchy 97, 385; c.f. 182; chi-squared 97; compound 125; conditional 67, 104; convergence 308; current life 421, 422; defective

- 154; Dirichlet 87, 147; empirical 411; excess life 421; expectation 50, 93; exponential 9; $F(r, s)$ 121; finite-dimensional 360, 371; first passage 200, 526; function 27; gamma 96; Gaussian 95; geometric 61; hypergeometric 84; hypoexponential 115; indicator 29; infinitely divisible 207, 208; inverse square 47, 54; joint 39, 63, 98; lattice 185; logarithmic 47, 161; log-normal 97, 211; marginal 39, 99; maximum 355; mixed 125; modified Poisson 47; moments 51, 94; multinomial 62; multinormal 117; negative binomial 61; normal 95; Poisson 47; spectral 382; standard normal 96; stationary 227; Student's t 121; tails 30; target 293; tilted 186, 203; trinomial 40, 60; trivariate normal 119; uniform 95; variance 51, 94; waiting time 61, 95; Weibull 97; zeta/Zipf 83
- DNA fingerprinting 85
- Dobrushin: bound, ergodic coefficient 296
- dog–flea model 238, 239, 302
- dominated convergence 180, 317
- Doob's: convergence theorem 481; decomposition 474; L_2 inequality 539; martingale 347, 484
- Doob–Kolmogorov inequality 338, 342, 497
- doubly stochastic: matrix 220, 297; Poisson pr. 299
- downcrossings inequality 486
- drift 519; of Ornstein–Uhlenbeck pr. 520; of Wiener pr. 520, 528, 532, 533, 550, 551
- drug 19
- drunken walker 71
- dual queue 453, 461
- Dubins's inequality 485
- duration of play 74
- dyadic rationals 508, 524
- E**
- earthing 559
- Eddington's controversy 24
- editors 236
- eggs: hatching 68, 154; weight 207
- Ehrenfest model 238, 239, 302
- eigenvector 295, 335, 473, 492
- Einstein, A. 519
- electrical network, resistance 559
- elementary: event 4; renewal thm 417
- embarrassment 32
- empires 298
- empirical: distn 411; ratio 4, 8, 30
- entrance fee 55, 80
- entropy 331; conditional 303; mutual 66
- epidemic 276, 301, 505
- equilibrium, see stationary
- equivalence class 44, 224, 307, 540
- ergodic: coefficient 296; measure 399; state 222; e. thm for Markov chain 235, 358, 402, 429; Markov pr. 261, 358; stationary measure 399; e. thm for stationary pr. 363, 393, 394, 410
- Erlang's loss formula 470
- estimation 32, 42, 119, 305, 343, 358, 411, 425
- Euler's constant 209
- European call option 548, 552, 554
- event 2; certain e. 2; complement of 2; disjointness 2; elementary e. 4; exchangeability 324; field 2; impossible e. 2; independence 13; intersection of 2; invariance 398; null e. 7, 15, 539; recurrence 159, 198, 211, 217, 331, 409; sequence of 7, 22; σ -field of 3, 14, 21; tail 322, 324; uncountable intersection of 372; union of 2
- excess life 255, 366, 421; Markov property 423; reversed 367
- excess service 454
- exchangeable 324
- excursions: martingale 534; of s.r.w. 80; of Wiener pr. 534
- exercise date 548
- expectation 50; abstract 179; conditional 67, 105, 336, 346, 348; continuity of 179; of continuous r.v. 93; of discrete r.v. 51; of functions of r.v. 50, 64, 93, 99; linearity of 52, 99; notation 178; e. operator 52, 179; tail integral 93, 94; tail sum 84, 140
- expected value, see expectation
- experiment 1
- explosion: of birth pr. 252; of Markov pr. 262; of branching pr. 273
- exponential change of distn 203
- exponential distn 95; c.f. 186; holding time 259; in Poisson process 248; lack-of-memory property 140; limit in branching pr. 177; limit of geometric distn 210; heavy traffic 462; distn of maximum 210, 355; mean 95; waiting time 95; in Markov pr. 259; order statistics 144; sum of 109, 115, 141, 212, 252
- exponential generating fn 149, 181
- exponential martingale 525, 528
- exponential smoothing 409
- extinction: of birth–death pr. 272, 275, 300, 509; of branching pr. 173; of non-homogeneous pr. 274
- extreme value distn 91, 145, 355; c.f. and mean 209
- F**
- \mathcal{F} -measurable 27, 92
- $F(r, s)$ distn 121; non-central 185
- factorial moments 151
- fair: coins 5, 6, 80; dice 6, 55; fee 54, 80; game 80; price 55; wager 54
- fairness 5
- fallacy: Berkson 88; prosecutor 12
- false positives 20
- families 9, 14, 69
- family: planning 87; f. size p.g.f. 171; uniformly integrable 351
- Farkas's theorem 242
- Fatou's lemma 180
- fdds 360, 371
- Feller minimal solution 251
- Fenchel–Legendre transform 201
- ferromagnetism 292
- Feynman–Kac formula 553
- field 2; Borel, 91, 180, 315, 398; σ - 3, 14, 21; tail f. 322; trivality 323
- filtration 347, 353, 473, 487, 488, 490, 501, 539, 543
- fingerprinting 85

- finite: Markov chain 225; waiting room 468
- finitely additive 5
- first exit of r.w. 494
- first passage 487; of diffusion pr. 526, 529; distn 200, 526; of Markov chain 220, 226, 433; mean 226; of martingale 488; p.g.f. in s.r.w. 164; of r.w. 79, 83, 164, 495; stopping time 488, 501; of Wiener pr. 526
- Fisher: eqn 522; spherical distn 144; –Tippett–Gumbel distn 145
- FKG inequality 85
- flip–flop 364
- forward eqns: of birth pr. 251; of simple birth–death pr. 271; of diffusion pr. 519; of Markov pr. 259, 267; of Wiener pr. 517
- forward option 548
- Fourier: inversion 189, 383; series 363; transform 182, 383, 567
- fractional: dimensionality 528; moments 55, 94
- functional eqn 140; for age-dependent pr. 176; for branching pr. 171, 174; for busy period 450; for conditional branching pr. 244
- ### G
- Galton, F. 64, 95; paradox 14; G.–Watson pr. 173
- gambler's ruin 17, 42, 74, 472, 475, 496
- gambling 71; advice 75, 333; martingales 333, 338, 471, 488; systems 503
- gamma distn 96; c.f. 188; and Poisson distn 141; sampling from 123, 126; sum of 141
- gaps: Poisson 369; recurrent events 211; renewal 416
- Gaussian pr. 393, 406, 523; Markov property 406; stationary 393, 406, 408; white noise 544
- Gaussian distn 95, see normal
- Geiger counter 246, 423
- gene frequency 216, 341, 523; inbreeding 241
- generating fn 148; for branching pr. 171; for compound distn 153; cumulant g.f. 185, 201; exponential g.f. 149, 181; for first passage time 164; for independent r.v.s 153, 154; joint 154; for Markov chain 221; moment g.f. 181; probability g.f. 150; of random sum 153; of r.w. 162; of sum 153
- generator 256, 258; of birth pr. 258, 268; of birth–death pr. 269; of Markov chain 258; of semigroup 266; of two-state chain 267, 384
- genetic 216, 241, 513; g. martingale model 341
- geometric: branching pr. 172; Brownian motion 525, 537, 546; Wiener pr. 528, 537
- geometric distn 47, 61; lack-of-memory property 84; moments 61; p.g.f. 151; sampling from 126; sum of 61, 70, 71
- Gibbs sampler 294
- global balance 239
- goat 12
- graph 59; colouring 481; r.w. on g. 236, 240, 558
- Green's theorem 555
- ### H
- half life 250
- Hall, Monty 12
- harmonic fn 473
- Hastings algorithm 293, 296
- Hawaii 45
- Hájek–Rényi–Chow inequality 508
- hazard rate 91, 98; technique 126
- heat bath 294
- heat eqn 563
- Heathrow 420
- heavy traffic 462
- hedge 553
- hen, see eggs
- Hewitt–Savage zero–one law 324
- Hilbert space 391, 540
- hit or miss Monte Carlo 42
- hitting time theorem 79, 165
- Hoeffding's inequality 476
- Hölder's inequality 143, 319
- holding time 259, 261, 433, 444
- homogeneous: diffusion pr. 370; Markov chain 214; Markov pr. 256; r.w. 72
- honest: birth pr. 252; branching pr. 273; renewal pr. 412
- horses 62
- Hotelling's theorem 147
- house 92, 299, 304
- hypergeometric distn 84; p.g.f. 152; moments 152; negative 62, 125
- hypocoexponential distn 115
- ### I
- idle period 460
- images 532
- imbedding 219, 256, 265, 299; in birth–death pr. 272; of branching pr. 177, 272; jump chain 261, 265, 274; in Markov chain 299; in queues 441, 444, 445, 449, 450, 451, 453, 458; of r.w. 272, 444, 458
- immigration: birth pr. 250, 255; birth–death pr. 276; branching pr. 175, 338; death pr. 270, 274, 299; with disasters 281, 300; Poisson pr. 276
- importance sampling 126
- impossible event 2
- inbreeding 241
- inclusion–exclusion principle 6, 8, 22, 56
- increasing pr. 475
- increments: independent 254, 370, 515, 516; orthogonal 387, 388; stationary 254, 408, 422, 428; in Wiener pr. 408, 516
- independent 13, 92; c.f. 184; conditionally 13, 14; continuous r.v.s 92, 99; discrete r.v.s 48, 53, 63, 92, 154; events 13, 14; family of r.v.s 49; functions of r.v.s 49, 83, 92; increments 254, 370, 408, 515, 516; Markov chains 233; mean and variance of normal sample 119, 122, 211; normal r.v.s 101; pairwise 13, 14, 155; p.g.f. 154; set 88; triplewise 155
- indicator r.v. 29, 56; linear combinations of 43, 48; matching 56; moments 52; structure fn 58
- inequality: Bernstein 32; Bonferroni 25; Boole 22; C_p 319; Cauchy–Schwarz 65, 102; Chebyshev 319; Doob–Kolmogorov 338, 342, 497; Doob L_2 539; downcrossings 486; Dubins 485; FKG 85;

- Hájek–Rényi–Chow 508;
 Hoeffding 476; Hölder
 143, 319; Jensen 181, 349;
 Kolmogorov 342, 358, 498,
 508; Kounias 25; Lyapunov
 143; Markov 311, 318;
 maximal 489, 490, 496;
 Minkowski 143, 319; triangle
 306, 343; upcrossings 482, 486
 infinitely divisible distn 207, 208
 inspection paradox 421, 437
 instantaneous: mean and variance
 519; state 266
 insurance 470, 510
 integral: abstract 178; Itô 538,
 542; Lebesgue–Stieltjes 180;
 Monte Carlo 42, 141; Riemann
 538; stochastic 388, 411, 538;
 Stratonovich 538; surface i.
 555; transforms 566
 intensity: of birth pr. 250; of
 Poisson pr. 282; traffic i. 369,
 441
 interarrival time 248, 368, 374,
 412
 invariant: event 398; σ -field 399,
 405
 inverse distn 35
 inverse square distn 47, 54
 inverse transform technique 122
 inversion theorem: c.f. 189;
 Fourier 189, 383; Lagrange
 166
 invisible customers 463
 irreducible chain and set 224,
 232; of Markov pr. 260, 298
 Ising model 292
 isometric isomorphism 391, 540
 iterated logarithm 332
 Itô: formula 538, 545; integral
 538, 542; process 542, 544;
 product rule 546; simple
 formula 545
- J**
- Jackson network 463
 Jacobian 108
 Jaguar 17, 42, 74, 86
 jargon 3
 Jensen's inequality 181, 349
 joint: c.f. 183, 209; density 40,
 98; distn 39, 63, 98; mass fn
 39, 63; moments 209, p.g.f.
 154, 155; transformed r.v.s
 108, 112
 Jordan form 241
- jump chain 261; imbedded 265,
 274, 445
- K**
- Keynes, J. M. 75
 key renewal theorem 418
 killing 531
 Kirchhoff's laws 559
 knapsack problem 481
 Kolmogorov: consistency
 conditions 371, 405; criterion
 239; –Doob inequality 338,
 342, 497; eqns 267; –Fisher
 eqn 522; inequality 342, 358,
 498, 508; zero–one law 322,
 400
 Korolyuk–Khinchin theorem 365
 Kounias's inequality 25
 Krickeberg decomposition 510
 Kronecker: delta fn 221, 564;
 lemma 342
 kurtosis 145
- L**
- L_2 : inequality 539; norm 343
 L_p norm 343
 Labouchere system 510
 lack of anticipation 265
 lack-of-memory property: of
 exponential distn 140; of
 geometric distn 84; of holding
 time 259
 ladders 458, 459, 461
 Lagrange's formula 166
 Lancaster's theorem 144
 Langevin eqn 516
 Laplace: convolution 567; –de
 Moivre thm 96, 195; L. eqn
 554, 556, 557; method of
 steepest descent 192; –Stieltjes
 transform 416, 567; transform
 181, 442, 566
 large deviations 32, 202, 477
 last exits 223
 lattice: cubic 514, 560; distn 185;
 square 279, 560
 law: of anomalous numbers 66;
 arc sine 80, 81, 83, 86, 170,
 529, 563; convergence in
 193, 309; De Morgan 4; of
 iterated logarithm 332; of large
 numbers 193, 326; strong 326,
 329; of unconscious statistician
 50, 64, 83, 93, 99; weak 193,
 326; zero–one 321, 322, 324,
 400, 484
 lazy: landlord 424; pupil 39
- leads in tied down r.w. 169
 Lebesgue measure 281, 300, 315
 Lebesgue–Stieltjes integral 180
 left-continuous r.w. 165
 Legendre polynomial 558
 level sets of Wiener pr. 562
 Lévy: characterization 502;
 dichotomy 267; martingale
 347, 484; metric 44, 308, 318
 life: current 366, 421, 423;
 excess 255, 366, 421, 423;
 total 366, 421
 light bulbs 365, 412, 426
 likelihood ratio 358, 504
 limit: binomial 84,
 binomial–Poisson 61, 130,
 210; branching 174; central
 limit theorem 194; diffusion
 515; l. distns 35, 308; ergodic
 393, 394; events 7, 23;
 extreme-value 145; gamma
 192; geometric–exponential 95,
 210; immigration–death 270;
 lim inf 23, 565; lim sup 23,
 565; local central l. thm 195;
 Markov chain 232; martingale
 481; Poisson 85, 87, 129; r.v.
 43, 179; r.w. 483; renewal 160,
 412
 Lindley's eqn 455
 linear fn of normal r.v. 117, 118
 Lipschitz continuity 507
 Little's theorem 435
 local: balance 239; central limit
 thm 195
 locked counter 423, 437
 logarithmic distn 47, 161
 logarithm iterated 332
 log-convex 47
 log-likelihood 358
 log-normal distn 97, 211
 long run average waiting time
 435
 Los Alamos 43
 lottery 24
 lucky customer 460
 Lyapunov's inequality 143
- M**
- machine 470
 magnets 60
 Malthusian parameter 430
 mapping theorem 284
 marginal: bivariate normal 100;
 density 99; discontinuous 102;
 distn 39, 99; of multinomial

- distn 66; order statistics 142; mass fn 63
 Marilyn vos Savant 11
 Markov chain in continuous time 256; backward eqns 259, 267; Chapman–Kolmogorov eqns 256; classification 260, 263; ergodic thm 261, 358; explosion 262; first passage 433; forward eqns 259, 267; generator 258; holding time 259, 261, 433; homogeneous 256; irreducible 260, 298; jump chain 261, 265, 274; Kolmogorov eqns 267; martingale 501, 543; mean recurrence time 265, 433; minimal 262; non-homogeneous 274, 300; renewal pr. 366, 416; reversible 299, 469; sampled 264; skeleton 261; stationary distn 260; transition matrix 256; two-state 260, 264, 267, 384; visits 265, 433
 Markov chain in discrete time 214; Chapman–Kolmogorov eqn 215; classification of 220, 222; coupled 233; decomposition of 224; ergodic thm 235, 358, 402, 429; finite 225; first passage of 220, 226; generating fns 221; homogeneous 214; imbedded 219, 265, 274, 299, 446, 452; limit thm for 232; martingale 335, 341, 473, 480, 486, 492; mean first passage 226; mean recurrence time 222; M.’s other chain 218; renewal 297, 421; reversed M.c. 237; reversible 238; stationary distn for 227; transition matrix 214; two-state 239, 298, 364; visits by 223, 226, 297, 303
 Markov chain Monte Carlo 292
 Markov condition 214
 Markov inequality 311, 318
 Markov–Kakutani theorem 242
 Markov process: Gaussian 406, 408; stationary 227, 260, 407, 408
 Markov property 214, 256; of branching pr. 216; of r.w. 73, 216; strong 219, 253, 526; weak 253, 525
 Markov renewal pr. 366, 416
 Markov time 487, see stopping time
 Markovian queue 280, 369, 442, 468, 470
 marriage problem 144
 martingale 333, 471, 474, 543; backward 499; birth–death pr. 509; branching pr. 334, 475, 508, 509; closed 484; continuous parameter 501, 502, 512, 528, 534, 543, 546, 551; convergence of 338, 481, 498, 502; de Moivre m. 472, 483, 486, 492; m. differences 476; diffusion pr. 542; Doob’s m. 347, 484; epidemic 505; exponential m. 525, 528; excursions of 534; gambling 333, 338, 471, 475, 496, 503, 511; genetic model 341; Itô integral 543; Lévy m. 347, 484; Markov chain 335, 341, 473, 480, 486, 492; optional stopping 488, 491, 503; partial sum of 335; m. representation 543; reversed m. 499; s.r.w. 471, 472, 475, 483, 486, 490, 492, 494, 496; stochastic integral 543; submartingale 474; supermartingale 474, 475, 486; m. transform 503; with respect to filtration 474
 mass, centre of 50
 mass function 46; conditional 67; joint 39, 63; marginal 63
 matching 56, 60, 85, 156, 158, 162, 512
 matrix: covariance 85, 117; doubly stochastic 220, 297; multiplication 147; proposal 293; stochastic 215; sub-stochastic 220; transition 214; tri-diagonal 238, 269
 maximal: coupling 133, 356; inequality 489, 490, 496
 maximum of: drifting Wiener pr. 529; r.w. 78, 83, 167, 170, 219; uniforms 210; Wiener pr. 526, 529, 562
 maximum principle 559
 maximum r.v. 355
 mean 50; Bernoulli 52; binomial 52; branching pr. 172, 177; Cauchy 97; continuous r.v. 93; convergence 309; discrete r.v. 51; exponential 95; extreme value 209; first passage 226; geometric distn 61; hypergeometric 152; indicator function 56; landlord 424; measure 282; negative binomial 61, 206; normal 96; Poisson 61; recurrence time 222, 265, 433; waiting time 455, 468, 469
 mean-square convergence 309; Cauchy 355
 measurable: Borel- 92, \mathcal{F} - 27, 92; process 539; r.v. 27
 measure: alternative 549; Borel 90; change of 549; convergence in 306; ergodic 399; Lebesgue 281, 300, 315, 507; mean 282; preserving 398; probability 5; product 15, 399; stationary 398; strongly mixing 410
 median 44, 94
 melodrama 56
 ménages 23
 Mercator projection 291
 meteorites 159, 291, 409
 metric 44; Lévy 44, 308, 318; total variation 44, 128
 Metropolis algorithm 293, 294
 migration pr. 463; closed m.p. in equilibrium 464; departures from 467; open m.p. in equilibrium 466, 467, 468; reversal of 467
 Mills’s ratio 98
 minimal: solution 251, 265; m. pr. 262
 Minkowski’s inequality 143, 319
 misprints 236
 mixing 294; strong 410
 mixture 125
 modified renewal pr. 366, 427, 438
 moments 51, 94; of branching pr. 172; central 51; c.f. 183, 184; convergence of 353; factorial 151; fractional 55, 94; m. generating fn 152, 181; joint 209; problem 184, 211; renewal pr. 416, 437, 438
 monotone convergence 179
 Monte Carlo 42, 100, 141, 292
 Monty Hall 12
 Moscow 468
 moving average pr. 364, 373, 377, 393, 409; spectral density of 409
 multinomial distn 62; marginals 66; p.g.f. 155
 multinormal distn 117, 370; c.f. 187, 188; covariance matrix 117, 188; mean 117;

- sampling from 147; singular 118; standard 118; transformed 117
- Murphy's law 8
- mutual information 66
- N**
- needle, Buffon's 100, 103, 104, 143, 144, 305,
- negative binomial distn 61; bivariate 208; moments 61; p.g.f. 155, 206; sampling from 123
- negative hypergeometric distn 62, 125
- Newton, I. 71, 554
- no arbitrage 551
- non-central distns 185
- non-homogeneous: birth pr. 300; birth-death pr. 274; Poisson pr. 282, 291, 299
- non-linear: birth pr., epidemic 276
- non-null state 222
- noodle, Buffon's 143
- norm 306, 540; of complex r.v. 389; convergence in 306; equivalence class 540; L_2 343; L_p 343
- normal distn 95, 140; bivariate 100, 106, 111, 112, 114, 118, 141, 349; central limit theory 194, 200; c.f. 187; correlation 101; covariance 101; linear transformation 117, 118; Mills's ratio 98; moments 96; multivariate 117; sample 119, 122, 211; sampling from 126, 146; square 107; standard 96; sum of 114; sum of squares 141, 193; trivariate 119; uncorrelated 101
- normal number theorem 410
- null: event 7, 15, 539; state 222
- O**
- O/o notation 566
- occupancy 158
- Ohm's law 559
- Olbers's paradox 290
- open migration pr. 466
- optimal: packing 477, 481; replacement 433; reset time 563
- optimal stopping: dice 55; marriage 144
- optional: sampling 489; skipping 503; starting 504; switching 488
- optional stopping 488, 491, 502, 503; diffusion 529; martingale 491, 502
- order statistics 142; exponential 144; general 144; Poisson pr. 277; uniform 142, 144, 302
- Ornstein-Uhlenbeck pr. 407, 515, 537, 539; drift 520; reflected 561
- orthogonal: increments 387, 388, 539; polynomials 144; complex-valued r.v.s 376
- osmosis 302
- outcome 1
- P**
- pairwise independent: events 13, 14; r.v.s 49
- paradox: Bertrand 133, 141; Borel 106; Carroll 12; Galton 14; inspection 421, 437; Olbers 290; Parrando 303; prisoners 11; Simpson 19; St Petersburg 55; voter 66; waiting time 421
- parallel lines 146
- parallelogram 147; property 307; rule 344
- parking 143
- Parrando's paradox 303
- partial balance 464, 466
- partition: event 337; function 292; sample space 10, 22; state space 224
- Pasta property 264
- path of r.w. 72, 76
- patterns 162, 206, 439, 511
- pawns 45
- Pearson, K. 71
- Pepys's problem 71
- periodic state 222
- Perron-Frobenius thm 240, 295
- persistent: chain 225; r.w. 163, 197, 207, 559; state 220, 263; Wiener pr. 557
- pig 23
- point mass 34, 50
- points, problem of 75, 86, 156
- pointwise convergence 306
- Poisson: approximation 87; convergence 128; coupling 129; flips 48, 62, 208, 210; traffic 302, 304, 369
- Poisson distn 47, 61; compound 207; and gamma distn 141; limit of binomial distn 61, 130, 210; m.g.f. 152; modified 47; moments 61; p.g.f. 151; sum of 84, 150, 318; truncated 452
- Poisson pr. 247; age 421; characterization of 410, 501; colouring thm 287; compound P. 299; conditional property 277, 286; continuity in m.s. 355; covariance 355; differentiability 355; doubly stochastic 299; excess life 255; forest 301; gaps 369; intensity fn 282; Markov renewal pr. 416; mapping thm 284; martingales 501; mean measure 282; non-homogeneous 282, 291, 299, 374; perturbed 302; p.g.f. 248; renewal 366, 416; Rényi's thm 288; sampling 264; spatial 282; superposed 255, 283; thinned 255; total life 437; traffic 302, 304, 369
- poker 24, 25; p. dice 25
- Pólya's urn 358, 510
- polymer 275,
- portfolio 548, 554; replicating 549, 553; self-financing 549
- positive definite 116, 118, 408
- positive state, see non-null
- postage stamp lemma 226
- posterior distn 292
- potential theory: diffusion 555; r.w. 559
- power: series 150; series approximation 356; set 3
- Pratt's lemma 354
- predictable: sequence 474; step fn 540, 542, 544
- predictor; best 343, 346; linear 378; minimum m.s. 343
- prior distn 292
- prisoners' paradox 11
- probabilistic method 24, 59
- probability: conditional 9; continuity of p. measure 7; convergence 7, 308; p. density fn 33, 89; p. distn fn 27; extinction of branching pr. 173; p. mass fn 46; p. measure 5; p.g.f. 150; product p. measure 15; σ -additivity 5; p. space 5, 6; transition p. 214, 256; p. vector 126

product: measure and space 15, 399; rule 546
 projection: of r.w. 207; p. theorem 345
 proof reading 236
 proportion, see empirical ratio
 proportional investor 563
 proposal matrix 293
 prosecutor's fallacy 12
 protocol 12, 24
 pseudo-random number 42, 122
 pull-through property 69, 336, 348
 pupils 39

Q

Q-matrix 257
 quadratic form 115; non-negative definite, positive definite 116
 quadratic variation 371
 quantum theory 54
 queue: batch 468; baulking 369, 468, 470; busy period 281, 447, 450; costs 469; departure pr. 445, 467; difficult customer 468; discipline 368; D/M/1 455, 470; dual q. 453, 460, 461; Erlang loss formula 470; finite waiting room 468; G/G/1 455, 461, 469; G/M/1 451, 454, 455, 461; heavy traffic 462; idle period 460; imbedded branching pr. 450; imbedded Markov pr. 446, 452; imbedded r.w. 444, 458; Jackson network 463; ladder point 458, 459, 461; Lindley eqn 455; lucky customer 460; M/D/1 451, 462, 469; M/G/1 281, 445, 451, 461, 468; M/G/∞ 281; migration system 463; M/M/1 281, 442, 445, 451, 462, 468, 469; M/M/k 374, 467, 469, 470; networks 463; notation 440; reflection 461; reversed 467; series 468, 469; simple 280; stability 368; supermarket 468; tandem 445; taxicabs 470; telephone exchange 464, 469; traffic intensity 369, 441; virtual waiting 454, 468; waiting time 61, 369, 445, 449, 454, 459, 469

R

R-process 373
*r*th mean convergence 308

radioactivity 246, 423, 425
 Radon–Nikodým derivative 507
 random: bias 201; binomial coefficient 161; chord 133; dead period 437; harmonic series 359; integers 301; line 134; *r*. parameter of distn 107, 125, 155, 161, 162; pebbles 146; permutation 125; polygon 236; process 360; rock 147; rod 143, 146; sample 142; subset 282; sum 69, 71, 153, 212; telegraph 364; triangle 136
 random sample 142; normal 119; order statistics 142
 random variable 27; arc sine 80; arithmetic 192, 417; Bernoulli 29, 60; beta 97; binomial 47, 60; bivariate normal 100; Cauchy 97; c.f. 182; chi-squared 97; complex 182; compound 125, 153, 161; constant 29; continuous 33, 89; correlated 64; defective 154; density 33, 89; dependent 62, 98; discrete 33; distribution 27; expectation 179; exponential 95; $F(r, s)$ 121; measurability of 27, 92; function of 34, 50, 92; gamma 96; generating fn of 150, 152; geometric 47, 61; hypergeometric 84; independent 48, 53, 92; indicator 29; infinitely divisibility 208; log-normal 97, 211; m.g.f. 152, 181; moments 51, 94; multinomial 62; multinomial 117, 370; negative binomial 61; normal 95; orthogonal 376; p.g.f. 150; Poisson 47, 61; simple 179; singular 33; spectral representation for 387; standard normal 96; Student's t 121; sums of 70, 153; symmetric 49, 91, 209; tails of 30; tilted 186, 203; truncated 38, 329, 349; uncorrelated 53, 84, 115; uniform 95; waiting time 61, 95; Weibull 97; zeta 83
 random vector 38
 random walk 71, 162; asymmetric 75; with barriers 74; on binary tree 236; branching 278; classification of 223; conditional 75; on cube 226;

diffusion limit of 515; first exit 494; first passage 164; first visit 83; on graph 236, 240, 302, 558, 559, 560; homogeneous 72; imbedded in birth–death pr. 272; imbedded in queue 444, 458; leads 169; Markov 73; martingale 495; maximum 78, 83, 167, 170; path 72, 76; persistent 163, 197; potential theory 559; projected 170; range 86, 403; reflected 460; reflection principle 76, 165; retaining barrier 231; returns to origin 79, 83, 163; reversed 79, 239, 457; simple 71, 72, 74, 162, 216, 471, 472, 483, 486; on square 170; symmetric 17, 21; three dimensional 298, 560; tied down 169; transient 163, 331; truncated 240; two dimensional 170, 207, 240, 511, 560; visits 77, 80, 86, 165; zeros of 162
 range of r.w. 86, 403
 rate of convergence 295, 303
 ratio 4, 8, 30; of uniforms 124
 realization 76, 360; of Wiener pr. 518
 record: times 92; values 107, 299, 359
 recurrence eqn, see difference eqn
 recurrence time 222, 433
 recurrent, see persistent
 recurrent event 159, 198, 211, 217, 331, 409
 Red Now 511
 reflecting barrier 530, 533
 reflection: in diffusion 530, 533; of Ornstein–Uhlenbeck pr. 561; principle 76, 165; in queues 461; in r.w. 74, 460; of Wiener pr. 526, 530, 533, 534
 regeneration 434
 regular diffusion 531
 rejection method 123
 reliability 57
 renewal: age 366, 421; alternating 425, 436, 438; Bernoulli 374; Blackwell thm 417; central limit thm 437; counters 423; coupling 429; current life 366, 421; delayed 366, 427, 438; elementary r. thm 417; r. equation 414; excess life 366, 421; function

- 366, 413, 438; gaps 416; honesty 412; key r. thm 418; law of large numbers; Markov r. 366, 416; r. process 365, 367, 412; r.-reward thm 431; r. sequence 297, 367; stationary r. pr. 428; stopping time 418; sum/superposed 426, 437; r. thm 160, 198, 367, 417, 429; thinning 439; total life 366, 421; r.-type eqn 414, 416, 430
- Rényi's theorem 288
- repairman 425
- replication 549
- repulsion 24
- residual: life 366; service 454
- resistance 559
- resources 303
- retaining barrier 74
- reversed: chain 237, 367; martingale 499; migration pr. 467; r.w. 79, 457
- reversible: chain 238, 240, 263, 293; Markov pr. 299, 469; r.w. 239
- reward fn 431
- right-continuous 28; filtration 501; martingale 502; r.w. 164
- risk-neutral 551
- rod 143, 146
- ruin 470, 510, see also gambler's ruin
- runs 59, 69, 211
- S**
- σ -field 3, 14, 21; conditioning on 346; decreasing sequence of 499; increasing sequence of 347, 473; invariant 399; tail 322; trivial 323
- St John's College 146
- St Petersburg paradox 55, 100
- sample: s. mean 119; normal 119, 122, 211; ordered s. 142; s. path 76, 360, s. space 1; s. variance 119
- sampling 87, 122; optional 489; with and without replacement 84
- sampling from distn 122; arc sine 127; beta 126; binomial, 123; Cauchy 126; gamma 123, 126; geometric 126; multinormal 147; negative binomial 123; normal 126, 146; uniform 125
- schoolteacher 39
- second-order stationary 361
- secretary problems 56, 85, 144, 487
- self-financing portfolio 549
- semigroup 256; generator 258, 266; standard 257, 266; stochastic 256, 266; transition 256; uniform 266
- semi-invariant 185
- sequence: of events 7, 23; of heads and tails 8, 14; renewal 297, 367; of step fns 506; typical 31
- series of queues 468
- shift operator 398, 410
- shocks 291
- shorting 547, 560
- shot noise 289
- simple birth 250, 255
- simple birth-death 270, 274; extinction 272, 274, 300; non-homogeneous 274; p.g.f. 271
- simple immigration-death pr. 270
- simple: process 365; queue 280; r.v. 179; r.w. 71, 72, 74, 162, 216, 471, 472, 483, 486
- simplex 302; s. algorithm 87
- Simpson's paradox 19
- simulation 122, see sampling
- singular: multivariate normal distn 118; r.v. 33
- skeleton 261
- skewness 145
- Skorokhod: map 373; thm 314
- slueth 85
- Slutsky's theorem 318
- smoothing 409
- Snell's inequality 481
- snow 16, 21
- space: closed 344; complete 15; Hilbert s. 391, 540; probability s. 5, 6; product s. 15, 399; state s. 213, 214; sample s. 1; vector s. 43, 66
- span of r.v.s 185, 192, 417
- Sparre Andersen theorem 563
- spectral: decomposition of 2-state Markov chain 385; density 382; distribution 382; process 387; representation 387; s. thm 363, 381, 387
- spectrum 363, 382
- sphere 24, 106, 144, 291, 512, 555, 557, 558, 560
- Spitzer, F. 127; identity 167
- square lattice 279, 560
- squeezing 145
- stable: queue 368, 461, 461; state 266
- standard: bivariate normal distn 100; s. deviation 51; multinormal distn 118; normal distn 96; s. semigroup 257, 261, 266; s. Wiener pr. 370, 410, 517
- stars 290
- state: absorbing 223, 266; aperiodic 222; classification of 222; closed set 224; communicating 223; ergodic 222; finite s. space; instantaneous 266; irreducible set of 224; Markov chain 214; null 222; period(ic) 222; persistent 220, 263; recurrent 220; space 213, 214; stable 266; symmetric 223; transient 220, 263
- stationary distn: of birth-death pr. 269; of branching pr. 244; of closed migration pr. 464; of Markov chain 227; of Markov pr. 260; of open migration pr. 466; of queue length 443, 445, 447, 452, 454, 462, 469; of r.w. 231, 444; waiting time 445, 449, 454, 455, 461
- stationary excess life 422, 423
- stationary increments 254, 408, 422, 428
- stationary Markov process: continuous 260; discrete-time 227
- stationary measure 398
- stationary process 361; best predictor 378; ergodic thm 393, 394; Gaussian 393, 408; Gaussian Markov 407; spectral representation thm 387; strongly 361; weakly 361; stationary recurrent events 160; renewal 428, 429
- Stein-Chen approximation 130
- stereology 143
- Stigler's law, 19
- Stirling's formula 80, 83, 190, 192, 298, 357
- stochastic: differential eqn 544; s. domination 127; doubly s. 220; s. integral 388, 411, 542; s. matrix 215; s. ordering 127, 133; s. pr. 213; s. semigroup 256, 266
- stock 547

- stopped martingale 488
 stopping: optimal 55, 144;
 optional 488, 491, 502, 503;
 s. time 219, 253, 420, 490; s.
 time for martingale 487, 501;
 s. time for renewal pr. 418; s.
 time for Wiener pr. 526
 strategy 45, 55, 144, 304, 511
 Stratonovich integral 538
 strike price 548
 strong law of large numbers 326,
 329, 355, 409, 499
 strong mixing 410
 strongly stationary 361; ergodic
 thm 393
 strong Markov property 219, 253,
 526
 strontium 250
 structure function 58
 Student's t distn 121; non-central
 185
 subadditive function 298
 subcritical branching 245
 submartingale 474
 sum of dependent r.v.s 70, 113
 sum of independent r.v.s 70, 153;
 Bernoulli 47, 60, 85, 129, 153;
 binomial 84, 153; Cauchy
 115, 206, 209, 328; c.f. 183;
 chi-squared 122, 141; distn
 of 70; exponential 109, 115,
 141, 212, 252; gamma 141;
 geometric 61, 70, 71; normal
 114; p.g.f. 153; Poisson 84,
 150, 318; random s. 69, 71,
 153, 212; renewals 426, 437;
 uniform 71, 115; variance 53
 sunspots 364
 supercritical branching pr. 245
 supermartingale 474
 superposed: Poisson pr. 255, 283;
 renewal pr. 426, 437
 sure thing principle 21
 survival 59, 91
 Sylvester's problem 139
 symmetric: difference 564; r.v.
 49, 91, 209; r.w. 17, 21, 72,
 80, 86, 170, 280, 298, 492,
 495; spectral distn 383; state
 223
 system 503; Labouchere 510
- T**
- t , Student's 121
 tail: equivalent 359; event 322,
 324; fn 323; integral 93, 94;
 σ -field 322; sum 84, 140
 tail of distn 30; p.g.f. 155
 tandem queue 445
 target distn 293
 taxis 470
 Taylor's theorem 181, 183, 537,
 545
 telekinesis 44
 telephone: exchange 464, 469;
 sales 88
 testimony 18
 Thackeray, W. M. 333
 thinning 255; of renewal pr. 439
 three series theorem 359
 three-dimensional r.w.: transience
 298, 560; Wiener pr. limit 515
 three-dimensional Wiener pr. 515,
 555, 557
 tied-down: r.w. 169; Wiener pr.
 411, 535
 tilted distn 186, 203
 time-reversed chain 237
 time-reversible chain 238, 240,
 263, 293, 299, 469
 time series 364, 377
 Tontine 38
 total life 366, 421
 total variation distance 44, 128,
 133, 318, 356
 tower property 69, 143, 336
 traffic: gaps 369; heavy 462;
 intensity 369, 441; Poissonian
 302, 304
 transform: Fenchel–Legendre
 201; Fourier 182, 567; Laplace
 181, 566; Laplace–Stieltjes
 416, 567; martingale 503
 transient: chain 225; diffusion pr.
 558; queue 443, 444, 447, 452;
 r.w. 163, 197, 211, 298, 331,
 559; state 220, 263; Wiener pr.
 558
 transition: matrix 214;
 probabilities 214, 256;
 semigroup 256
 transitive coins 45
 trapezoidal distn 71
 travelling salesman 478
 trial 1; Bernoulli, 60, 95; clinical
 19, 20; de Moivre 62
 triangle inequality 306, 343, 396
 trinomial distn 40, 60
 triplewise independent 155
 trivariate normal distn 119
 trivial σ -field 323
 truncated 329, 348; Poisson 452;
 r.v. 38; r.w. 240
- tumour 280
 Turán's theorem 88
 two-dimensional: r.w. 170, 207,
 240, 511, 560; Wiener pr. 556,
 562
 two-state: Markov chain 239,
 298, 364; Markov pr. 260, 267,
 384
 type 2 counter 438
- U**
- U Myśáka 374
 unbiased 6, 119
 uncle, rich 74
 unconscious statistician 50, 64,
 83, 93, 99
 uncorrelated: normal r.v.s 101;
 r.v.s 53, 64, 84, 115, 345
 uniform birth pr. 268
 uniform: distn 95; 111, 384;
 maximum 210; order statistics
 142, 144, 277, 302; sampling
 from 125; sum of 71, 115
 uniform integrability 350
 uniform stochastic semigroup 266
 uniqueness theorem 189
 upcrossings inequality 482, 486
 upper class fn 332
 uranium 250
 urn 11, 12, 24; Pólya u. 358, 510
 usual conditions 501
 utility 54
- V**
- value function 548, 551, 554
 variance 51, 94; Bernoulli 52;
 binomial 52; branching pr.
 172, 207; complex r.v. 376;
 conditional 69; geometric
 61; hypergeometric 152;
 indicator fn 52; negative
 binomial 61; non-linearity
 of 54; non-negativity of 51;
 normal 96; normal sample
 119; Poisson 61; of sums 53
 vector space 43, 66
 versions 372
 Vice-Chancellor 8, 22
 virtual waiting time 454, 468
 visits: by Markov chain 223, 226,
 265, 297, 303, 433; by r.w. 77,
 80, 86, 165
 volatility 548
 vos Savant, M. 11
 voter paradox 66

W

- wagers 54
 waiting room 468
 waiting time: distn 61, 95; for a gap 369, 416; in $G/G/1$ 455, 469; in $G/M/1$ 454; in $M/G/1$ 449; in $M/M/1$ 445; paradox 421; stationary distn of 445, 449, 454, 455, 461, 469; virtual 454, 468
 Wald's: eqn 419, 431, 493; identity 493, 494
 Waldegrave's problem 207
 Waring's theorem 22, 158
 warning 111
 weak convergence 193, 309, 316
 weak law of large numbers 193, 326
 weak Markov property 253, 525
 weakly stationary 361; ergodic thm for 394
 Weibull distn 97, 98, 356
 Weierstrass's theorem 324
- white noise: discrete 384; Gaussian 544
- Wiener–Hopf eqn 456, 462
- Wiener process 370, 407, 516; absorbing barrier for 530, 561; arc sine laws 529, 563; backward eqns for 517; characterization 502; on circle 547; conditional 371, 535, 536; continuity of 516, 522, 524; with drift 520, 528, 532, 533, 551; on ellipse 547; excursions 534; existence of 523; first passage 526; forward eqns for 517; geometric 525, 537; hitting barrier 529; homogeneous 370; integrated 411, 512, 537, 544; level sets of 562; Lévy characterization thm 502; martingales 512; maximum of 526, 529, 562; positive 536; quadratic variation 371; realization of 518, reflected 526, 530, 533, 534; standard 370, 410, 516; stopping time 526; in three dimensions 555, 557; tied down 411, 535; in two dimensions 556, 562; zeros of 527, 534, 562
- Wimbledon 4

X

X-ray 144

Y

Yule, G. U. 19

Z

zero–one law 321, 484; Hewitt–Savage 324; Kolmogorov 322, 400
 zeros: Brownian bridge 536; of r.w. 162; of Wiener pr. 527, 534, 562
 zeta, Zipf distn 83
 zoggles 11, 18

The third edition of this successful text gives an introduction to probability and many practical applications. The authors have four main aims:

- to provide a thorough but straightforward account of basic probability, giving the reader a natural feel for the subject unburdened by oppressive technicalities;
- to discuss important random processes in depth with many examples;
- to cover a range of important but less routine topics;
- to impart to the beginner the flavour of advanced work.

The book begins with the basic ideas common to most undergraduate courses in mathematics, statistics and the sciences; it concludes with topics usually found at graduate level. Highlights of this third edition include new sections on sampling and Markov chain Monte Carlo, renewal–reward, queueing networks, stochastic calculus, Itô's formula and option pricing in the Black–Scholes model for financial markets. In addition there are many (more than 400) new exercises and problems that are entertaining and instructive. The solutions to these problems can be found in the companion volume *One Thousand Exercises in Probability* (OUP, 2001).

FROM REVIEWS OF PREVIOUS EDITIONS

I believe this book will be most valuable to postgraduates and research workers in mathematics and statistics needing a quick but thorough introduction to probability, and to advanced undergraduates specialising in probability.

R. L. Smith *Bulletin of the London Mathematical Society*

This is definitely one of my favourites as a textbook.

P. A. L. Embrechts *Short Book Reviews*

ALSO PUBLISHED BY OXFORD UNIVERSITY PRESS

Probability: An Introduction

Geoffrey Grimmett and Dominic Welsh

Codes and Cryptography

Dominic Welsh

Introduction to Algebra

Peter J. Cameron

OXFORD
UNIVERSITY PRESS

